



SOUTH CAROLINA GAMECOCKS

MASSACHUSETTS (1-6) at SOUTH CAROLINA (2-4, 1-4 SEC)
Williams-Brice Stadium (80,250), Columbia, S.C.
October 22, 2016, Noon ET

ON THE AIR

TELEVISION

National Broadcast..... SEC Network
 Play-by-Play..... Tom Hart
 Analysis.....Andre Ware
 Sideline.....Cole Cubelic

RADIO

National Radio..... None
Gamecock IMG Sports Network
 Play-by-Play..... Todd Ellis
 Analysis..... Tommy Suggs
 Sideline.....Langston Moore
Satellite Radio..... Sirius 83/XM 190

QUICK FACTS

Location..... Columbia, S.C.
 Founded..... 1801
 Enrollment..... 33,724
 Head Coach..... Will Muschamp
 Alma Mater..... Georgia (1994)
 South Carolina Record..... 2-4 (First year)
 Career Record.....30-25 (Fifth year)
 Running Backs..... Bobby Bentley
 Offensive Line..... Shawn Elliott
 Special Teams/Linebackers..... Coleman Hutzler
 Co-Offensive Coord./WR..... Bryan McClendon
 Outside Linebackers..... Mike Peterson*
 Defensive Coord./Def. Backs..... Travaris Robinson
 Co-Offensive Coord./QB..... Kurt Roper*
 Asst. HC-Defense/Def. Line.... Lance Thompson
 Tight Ends..... Pat Washington*
 Strength & Conditioning..... Jeff Dillman
 Head FB Athletics Trainer..... Clint Haggard

*Seated in the Press Box

Assistant AD/Media Relations..... Steve Fink
 Fink Email..... finksc@mailbox.sc.edu
 Fink Office.....803-777-7987
 Fink Cell.....803-240-5268
 Official Website.....www.gamecocksonline.com
 Press Box.....803-777-2040



2016 SOUTH CAROLINA SCHEDULE



at VANDERBILT COMMODORES: Thursday, September 1 **SC 13, VU 10**
 Vanderbilt Stadium (40,350), Nashville, Tenn.; **Attend:** 30,304 **SC 1-0 Overall; 1-0 SEC**
 Carolina rallies from 10-point halftime deficit to win on Fry's 55-yard FG in final minute



at MISSISSIPPI STATE BULLDOGS: Saturday, September 10 **MSU 27, SC 14**
 Davis Wade Stadium (61,337), Starkville, Miss.; **Attend:** 57,763 **SC 2-1 Overall; 1-1 SEC**
 24-point halftime deficit too much to overcome as State snaps 7-game losing skid to Carolina



vs EAST CAROLINA PIRATES: Saturday, September 17 **SC 20, ECU 15**
 Williams-Brice Stadium (80,250), Columbia, S.C.; **Attend:** 80,384 **SC 2-1 Overall; 1-1 SEC**
 McIlwain throws for 195 and rushes for 2 scores in 1st career start, defense forces 3 redzone TOs



at KENTUCKY WILDCATS: Saturday, September 24 **UK 17, SC 10**
 Commonwealth Stadium (61,000), Lexington, Ky.; **Attend:** 51,702 **SC 2-2 Overall; 1-2 SEC**
 Gamecocks drop third-straight to Wildcats after winning 13 in a row despite English's 3 sacks



vs #9/10 TEXAS A&M AGGIES: Saturday, October 1 **A&M 24, SC 13**
 Williams-Brice Stadium (80,250), Columbia, S.C. **Attend:** 78,245 **SC 2-3 Overall; 1-3 SEC**
 Turner logs first career 100-yard rushing game; Defense holds A&M to 19 points below average



vs. GEORGIA BULLDOGS: Sunday, October 9 **UGA 28, SC 14**
 Williams-Brice Stadium (80,250), Columbia, S.C. **Attend:** 77,221 **SC 2-4 Overall; 1-4 SEC**
 Game moved to Sunday due to Hurricane Matthew; Dogs rush for 326 yards



vs UMASS MINUTEMEN: Saturday, October 22 - Noon - SEC Network
 Williams-Brice Stadium (80,250), Columbia, S.C.
 First meeting on the gridiron between the two schools.



vs TENNESSEE VOLUNTEERS: Saturday, October 29 - 7:15 pm - TBA
 Williams-Brice Stadium (80,250), Columbia, S.C.
 Tennessee leads 25-7-2, but 4 of Carolina's 7 wins have come since 2008.



vs MISSOURI TIGERS: Saturday, November 5 - TBA - TBA
 Williams-Brice Stadium (80,250), Columbia, S.C.
 Missouri has won 4 of the 6 meetings between the two schools that list Columbia as its home.



at FLORIDA GATORS: Saturday, November 12 - TBA - TBA
 Ben Hill Griffin Stadium (88,548), Gainesville, Fla.
 Florida leads 25-8-3, but the Gamecocks have won 4 of the last 6.



vs WESTERN CAROLINA CATAMOUNTS: Saturday, November 19 - TBA - TBA
 Williams-Brice Stadium (80,250), Columbia, S.C.
 South Carolina leads 4-0, but the schools have not met since 1989.



at CLEMSON TIGERS: Saturday, November 26 - TBA - TBA
 Memorial Stadium (81,500), Clemson, S.C.
 Clemson leads 67-42-4; South Carolina has won 5 of the last 7 meetings



QUICKLY...

- ◆ The South Carolina Gamecocks (2-4, 1-4 SEC) take a break from SEC action for just the second time this year as they host the Massachusetts Minutemen (1-6), at Noon on Saturday, October 22. The game will be televised on SEC Network. It's the first gridiron meeting between these two schools.
- ◆ The Gamecocks reached the halfway point of the regular season with a 2-4 mark before enjoying their lone bye week of the campaign last week. Carolina is looking to snap a three-game losing streak, having dropped consecutive SEC contests at Kentucky, at Texas A&M and versus Georgia.
- ◆ UMass comes into the contest with a 1-6 record, including a pair of losses to SEC opponents. They opened the season with a 24-7 setback at Florida, and dropped a 47-35 decision at home to Mississippi State on September 24. The Bulldogs are the one common opponent, as Mississippi State also defeated the Gamecocks by a 27-14 score earlier this season.
- ◆ Carolina is the only FBS school that has not played a game in which either team scored 30-plus points.



MASSACHUSETTS

1-6 Overall (Independent)

Head Coach	Mark Whipple
Alma Mater	Brown (1979)
UMass Record	56-50 (9th year)
Career Record	128-83 (18th year)
Football Contact	Molly O'Meara
Email	momara@umass.edu
Office	N/A
Cell	413-406-6434
Official Website	www.umassathletics.com

Minutemen Schedule

Sept. 3	at #25 Florida	L, 7-24
Sept. 10	vs Boston College	L, 7-26
Sept. 17	vs FIU	W, 21-13
Sept. 24	vs Mississippi State	L, 35-47
Oct. 1	vs Tulane	L, 24-31
Oct. 8	at Old Dominion	L, 16-36
Oct. 15	vs Louisiana Tech	L, 28-56
Oct. 22	at South Carolina	Noon
Oct. 29	vs Wagner	Noon
Nov. 5	at Troy	TBA
Nov. 19	at BYU	TBA
Nov. 26	at Hawaii	11 pm

Series Capsule

Series History	Never Met
In Columbia	0-0
In Amherst	0-0
At Neutral Site	0-0
First Meeting	N/A
Last Meeting	N/A
Last Meeting in Columbia	N/A
Last UMass Win in Columbia	N/A
Current Streak	N/A
Muschamp vs. UMass	0-0
Whipple vs. South Carolina	0-0

Series Superlatives

Most Points - SC	N/A
Most Points - UMass	N/A
Most Points - Combined	N/A
Biggest Margin Victory - SC	N/A
Biggest Margin Victory - UMass	N/A
Longest Winning Streak - SC	N/A
Longest Winning Streak - UMass	N/A

CAROLINA VS. UMASS: This is the first gridiron meeting between the Gamecocks of South Carolina and the Minutemen of Massachusetts.

WELCOME TO THE BIG TIME: UMass became an FBS program in 2012 and spent four seasons in the Mid-American Conference before becoming an Independent this year. They logged 1-11 campaigns in each of their first two seasons at the FBS level in 2012 and '13, before putting together back-to-back 3-9 seasons in 2014 and '15.

BAY STATE TIES: The Gamecocks feature one player, walk-on long snapper **Logan Crane**, who hails from Massachusetts. Crane, a redshirt freshman, graduated from Dartmouth High in 2015.

WHERE HAVE YOU GONE?: Former Gamecock football strength & conditioning coach **Joe Connolly** serves as the Minutemen's director of sports performance/head football strength and conditioning coach. Connolly worked on Steve Spurrier's staff in Columbia for seven seasons.

ENJOYING THE SOUTHERN HOSPITALITY: UMass makes its first-ever trip to Columbia in 2016, but they'll be back in the Palmetto State next year, as the Minutemen open the 2017 season at Coastal Carolina on September 2. They have played in South Carolina once previously, defeating Furman in the first round of the 1999 I-AA playoffs in Greenville by a 30-23 score in overtime.

TIME IN NEW ENGLAND: South Carolina rarely faces a team from the northeast corner of the United States. The last time the Gamecocks faced a team from the New England states was a 20-7 loss to UConn in the 2010 Papajohns.com Bowl in Birmingham.

COMMON OPPONENT: Mississippi State coach Dan Mullen could provide the most insight into this week's game, as his Bulldogs have faced both the Gamecocks and Minutemen this season. Mississippi State defeated the Gamecocks in Starkville on September 10 by a 27-14 score, then traveled to Foxboro on September 24, and came away with a 47-35 win over UMass.

THEY'RE NOT SEC WORTHY: South Carolina is 22-3 in its last 25 non-conference games, including a 1-0 mark this season after a 20-15 win over East Carolina on September 17. The Gamecocks had their 18-game non-conference winning streak snapped in the 2014 regular season finale at Clemson, then lost the final two games of the 2015 regular season to non-conference in-state foes The Citadel and Clemson. Prior to the Clemson loss at the end of the 2014 campaign, Carolina's last non-conference loss came to Florida State in the 2010 Chick-fil-A Bowl. The Gamecocks have two more non-conference games scheduled this season, a home game versus Western Carolina on November 19, followed by the annual Palmetto State showdown with the Clemson Tigers on November 26 in Clemson.

South Carolina-UMass By the Numbers

	SC	UM
Record	2-4	1-6
Points/Game	14.0	19.7
Opp. Points/Game	20.2	33.3
Rushing Attempts	184	222
Yards Rushing/Game	92.3	101.1
Opp. Rushing Attempts	259	296
Opp. Yards Rush/Game	222.7	206.1
Passes Attempted	198	231
Passes Completed	115	133
Yards Pass/Game	212.2	217.6
Opp. Passes Attempted	187	229
Opp. Passes Completed	111	145
Opp. Yards Pass/Game	173.0	262.4
Total Plays	382	453
Total Offense	1827	2231
Avg. Yards/Game	304.5	318.7
Avg. Yards/Play	4.8	4.9
Opp. Total Plays	446	525
Opp. Total Offense	2374	3280
Opp. Total Yards/Game	395.7	468.6
Opp. Total Yards/Play	5.3	6.2
3rd Down Conv.	27%	27%
Opp. 3rd Down Conv.	39%	38%
4th Down Conv.	8-13	5-12
Opp. 4th Down Conv.	4-8	9-16
Avg. Poss. Time/Game	27:05	26:46

NOT IN OUR HOUSE: South Carolina has won 23 of its last 25 home games against non-conference foes. The Gamecocks had won 22-straight home games against non-conference opponents before dropping the final two games of the 2015 regular season to in-state rivals The Citadel and Clemson. Prior to that, the last home loss to a non-SEC team was to Clemson in the 2007 regular-season finale.

THE FORECAST IS FAIR: Due to the annual South Carolina State Fair that is in progress across George Rogers Blvd. from Williams-Brice Stadium, Gamecock Club reserved parking in the State Fairgrounds will not be honored for this game. The State Fair will open at 10 am. Fans with a ticket to the football game will be allowed into the Fair for free until noon. There is no Fair re-entry unless your hand is stamped prior to exiting. No football tickets will be honored after the game at the State Fair. Fans are encouraged to arrive as early as possible to help alleviate the heavy traffic congestion that will occur closer to game time.

2016 SEC Standings

EASTERN DIVISION

	SEC	PCT	PF	PA	ALL	PCT	PF	PA
Florida	3-1	.750	126	65	5-1	.833	182	72
Tennessee	2-2	.500	120	153	5-2	.714	213	209
Kentucky	2-2	.500	50	102	3-3	.500	147	188
Georgia	2-3	.400	117	137	4-3	.571	176	185
Vanderbilt	1-3	.250	46	62	3-4	.429	131	154
S. Carolina	1-4	.200	64	106	2-4	.333	84	121
Missouri	0-3	.000	48	110	2-4	.333	199	157

WESTERN DIVISION

	SEC	PCT	PF	PA	ALL	PCT	PF	PA
Alabama	4-0	1.000	180	89	7-0	1.000	318	105
Texas A&M	4-0	1.000	143	91	6-0	1.000	241	115
Auburn	2-1	.667	72	56	4-2	.667	194	96
LSU	2-1	.667	78	45	4-2	.667	171	84
Arkansas	1-2	.333	88	124	5-2	.714	244	195
Ole Miss	1-2	.333	118	96	3-3	.500	238	182
Miss State	1-2	.333	61	75	2-4	.333	149	159

Last Week in the SEC

October 14

BYU 28, Mississippi State 21 (OT)

October 15

*Vanderbilt 17, Georgia 16

*Alabama 49, Tennessee 10

*Florida 40, Missouri 14

*Arkansas 34, Ole Miss 30

LSU 45, Southern Miss 10

This Week in the SEC

October 22

UMass at South Carolina, Noon

*Texas A&M at Alabama, 3:30 pm

Middle Tennessee at Missouri, 4 pm

*Arkansas at Auburn, 6 pm

*Mississippi State at Kentucky, 7:30 pm

*Tennessee State at Vanderbilt, 7:30 pm

*Ole Miss at LSU, 9 pm

Next Week in the SEC

October 29

*Tennessee at South Carolina, 7:15 pm

*Kentucky at Missouri, Noon

*Florida vs. Georgia (Jacksonville), 3:30 pm

Samford at Mississippi State, 3:30 pm

*Auburn at Ole Miss, 7:15 pm

New Mexico State at Texas A&M, 7:30 pm

*All times Eastern



A South Carolina win over UMass would...

◆ Give the Gamecocks their 23rd win in their last 26 non-conference games. Carolina's only non-conference losses since the 2010 Chick-fil-A Bowl loss to Florida State have come to Clemson (2014 and 2015) and The Citadel (2015).

◆ Give the Gamecocks their 24th win in their last 26 non-conference home games. Carolina's only non-conference home losses since 2007 came to The Citadel and Clemson in 2015.

◆ Give the Gamecocks their third win of the season, matching their win total of 2015.

YOU ARE LOOKING LIVE: The South Carolina Gamecocks (2-4, 1-4 SEC) play game three of a five-game homestand when they host the Massachusetts Minutemen (1-6) on Saturday, October 22 at Williams-Brice Stadium. Game time is set for Noon ET with the SEC Network televising the contest. Tom Hart and Andre Ware will be in the booth with Cole Cubelic working the sidelines.

A HISTORY LESSON: 2016 marks the 123rd season of intercollegiate football at the University of South Carolina, dating back to 1892. It is the 110th-consecutive year in which South Carolina has competed on the gridiron. The University did not field a team in either 1893 or 1906. Carolina is 22 games over the .500 mark with an all-time record of 588-566-44.

SEC HISTORY: The 2016 season marks South Carolina's 25th year in the SEC. South Carolina and Arkansas joined the league prior to the 1992 campaign. The Gamecocks earned the SEC Eastern Division title in the 2010 season. The Gamecocks are 84-112-1 (.429) all-time in SEC regular-season play, but are 29-25 (.537) in conference action since the start of the 2010 season.

THE LAST TIME OUT: Hurricane Matthew forced a scheduling change, as the Gamecocks hosted the Georgia Bulldogs in a rare Sunday afternoon game at Williams-Brice Stadium on October 9. The Bulldogs churned out 326 rushing yards on 50 carries in a 28-14 win over the Gamecocks. Quarterback **Perry Orth** went the distance for South Carolina, completing 26-of-36 passes for 288 yards with an interception, but was sacked five times. **Deebo Samuel** (4 catches for 90 yards) and **Hayden Hurst** (six catches for 86 yards) proved to be a solid one-two receiving punch. **Sean Kelly** had another productive day, averaging 49.4 yards on five punts.

YOUTH WILL BE SERVED: Seventy-eight of the Gamecocks' 115-man roster, or 67.8 percent, are either freshmen or sophomores. Twelve true freshmen have seen game action this season.

18 NEW STARTERS OVERALL: Carolina had seven players make their first career start in the season opener against Vanderbilt, seven more who started for the first time against ECU, three more get the call against Texas A&M and one who made his first start against Georgia. Of the 18 first-time starters, six are true freshmen: **Randrecous Davis**, **Chavis Dawkins**, **Rico Dowdle**, **Bryan Edwards**, **Brandon McIlwain**, and **Keir Thomas**.

WE MAY NEVER PASS THIS WAY AGAIN:

South Carolina's defense held Georgia to 29 passing yards, the fewest of any Gamecock opponent this season. In fact, it was the fewest passing yards allowed by the Gamecock defense since The Citadel recorded eight yards passing against Carolina in 2011. The Gamecocks rank second in the SEC and 14th in the country in pass defense, allowing just 173.0 yards per game through the air.

DEFENSE SHOWS IMPROVEMENT: The South Carolina defense has been much improved this season over last year through six games:

CAROLINA DEFENSE	2015	2016
Points Allowed	174	121
Points Allowed Per Game	29.0	20.2
Average Yards Per Rush Allowed	5.5	5.2
Average Rushing Yards/Game	207.7	222.7
Average Passing Yards/Game	220.3	173.0
Total Offense Allowed	2568	2374
Total Plays Against	408	446
Average Yards Per Play Allowed	6.3	5.3
Average Yards Per Game Allowed	428.0	395.7
Third Down Percentage Against	41.9	39.1
Turnovers Forced	7	10

CLOSING IN: **Elliott Fry** has scored 319 career points, 11 shy of the school record of 330, held by Collin Mackie (1987-90). Fry is in 18th place on the SEC list of career points scored, seven behind Tennessee's James Wilhoit. Fry needs four more field goals to move into the SEC's career top-10 for field goals made. He has 60 career field goals. Tenth is Georgia's Marshall Morgan with 64.

EVERY TIME OUT: The Gamecocks have had eight players start each of the first six games of the season, four on offense - **Zack Bailey**, **Cory Helms**, **Hayden Hurst**, and **Mason Zandi**; and four on defense - **Darius English**, **Chris Lammons**, **Marquavius Lewis** and **Taylor Stallworth**.

HAPPY TO BE HOME: The Gamecocks opened the season with three road games in their first four contests, including three SEC road contests, all at night. The Gamecocks are 25-9 in their last 34 home games (.735) and 41-12 (.774) in their last 53 home games, including a school-record 18-game game home winning streak. The school's previous longest home winning streak was 15 games, set from 1978-80.

WALK THIS WAY: The following regular contributors began their Carolina careers as walk-ons: **Jacob August**, **Matrick Belton**, **Javon Charleston**, **Elliott Fry**, **Hayden Hurst**, **Sean Kelly**, **Steven Montac**, **Perry Orth**, **Darius Paulk**, **Rod Talley** and **Drew Williams**.

2016 Polls

Associated Press

1.	Alabama (60)	7-0	1524
2.	Ohio State	6-0	1457
3.	Michigan (1)	6-0	1368
4.	Clemson	7-0	1337
5.	Washington	6-0	1304
6.	Texas A&M	6-0	1218
7.	Louisville	5-1	1168
8.	Nebraska	6-0	1037
9.	Baylor	6-0	1021
10.	Wisconsin	4-2	935
11.	Houston	6-1	766
12.	West Virginia	5-0	744
13.	Florida State	5-2	733
14.	Boise State	6-0	694
15.	Florida	5-1	626
16.	Oklahoma	4-2	612
17.	Arkansas	5-2	584
18.	Tennessee	5-2	550
19.	Utah	6-1	479
20.	Western Michigan	7-0	285
21.	Auburn	4-2	277
22.	North Carolina	5-2	254
23.	Ole Miss	3-3	188
24.	Navy	4-1	163
25.	LSU	4-2	123

Coaches

1.	Alabama (61)	7-0	1597
2.	Ohio State (2)	6-0	1524
3.	Clemson (1)	7-0	1432
4.	Michigan	6-0	1413
5.	Washington	6-0	1366
6.	Texas A&M	6-0	1287
7.	Louisville	5-1	1207
8.	Baylor	6-0	1130
9.	Nebraska	6-0	1114
10.	Wisconsin	4-2	874
11.	Houston	6-1	841
12.	Florida	5-1	830
13.	West Virginia	5-0	781
14.	Boise State	6-0	772
15.	Florida State	5-2	709
16.	Oklahoma	4-2	600
17.	Arkansas	5-2	570
18.	Utah	6-1	538
19.	Tennessee	5-2	457
20.	Western Michigan	7-0	317
21.	North Carolina	5-2	250
22.	Ole Miss	3-3	182
23.	LSU	4-2	176
24.	Auburn	4-2	156
25.	Navy	4-1	133

QUARTERBACK SHUFFLE: The Gamecocks have split time at the quarterback position this year. Senior **Perry Orth** came into the season as the only experienced signal-caller, while **Brandon McIlwain**, a true freshman, enrolled in January and went through spring drills. Orth made the start in each of the first two contests before giving way to McIlwain for the next three. Orth returned to the starting role in the last game vs. Georgia.

	2016	Career
Player	C-A-I-Yds-TD	C-A-I-Yds-TD
Perry Orth	57-90-2-661-0	201-354-11-2595-12
B. McIlwain	56-106-1-567-2	56-106-1-567-2

FEELING THE ORTHQUAKE: Senior signal-caller **Perry Orth** was the Carolina starting QB when the season began and came up with his second career win in the season-opener at Vanderbilt. After a shaky start, the veteran got things going in the second half, rallying the Gamecocks with 13 points after being blanked through the first 30 minutes. He finished the night 11-for-19 for 152 yards, hitting 6-of-7 passes in the fourth quarter. That performance earned him the start at Mississippi State. He played the entire first half and completed 9-of-17 passes for 83 yards with a pick. After sitting out the next 13 quarters, Orth returned in the fourth quarter against Texas A&M and provided a spark, hitting 11-of-18 passes for 138 yards, earning the start against Georgia. He was 26-for-36 for 288 yards, all season highs, against the Bulldogs. He is 2-9 in his 11 career starts.

MAC ATTACK: True freshman quarterback **Brandon McIlwain** has appeared in five games, starting three contests. For the season, he is 56-for-106 (52.8 pct.) for 567 yards with two touchdowns and one interception. He is 1-2 as a starter, completing 40-of-73 (54.8 pct.) for 406 yards and two scores with one pick. He is also Carolina's third-leading rusher with 98 yards and a pair of scores.

FEELS LIKE THE FIRST TIME: When he got the call against East Carolina in week 3, **Brandon McIlwain** became just the fourth true freshman to start at quarterback for the Gamecocks since they joined the SEC. **Steve Taneyhill** (1992), **Mikal Goodman** (1999) and **Lorenzo Nuñez** (2015) were the others.

WHO ARE THESE GUYS?: Carolina's wide receivers had limited experience entering the season, combining for just 28 catches and 356 yards, and has been plagued by injuries in 2016. The squad's top three wideouts, **Deebo Samuel**, **Bryan Edwards** and **Randrecous Davis**, have all missed time with hamstring injuries. Samuel, who finally was healthy against Georgia, caught four passes for 90 yards in that contest, doubling his season reception total. Against Texas A&M, **Chavis Dawkins** made his first start and caught five passes, while **Javon Charleston** moved back to receiver after having spent the previous six weeks at safety, and caught his first pass. 78 of the 115 pass receptions have been by freshmen (68 percent).

CAROLINA WIDE RECEIVERS:

	2016	Career
Player	Rec-Yards-TD	Rec-Yards-TD
Bryan Edwards	20-258-0	20-258-0
Deebo Samuel	8-156-0	20-317-1
Terry Googer	6-53-0	11-127-0
Matrick Belton	0-0-0	11-121-0
Chavis Dawkins	6-30-0	6-30-0
Randrecous Davis	3-45-0	3-45-0
Javon Charleston	1-12-0	1-12-0

WELCOME ABOARD: Wide receiver **Bryan Edwards** became the sixth true freshman to start in the season opener for the Garnet & Black since the start of the 2009 season. He joined **Stephon Gilmore** (2009), **Marcus Lattimore** (2010), **Jadeveon Clowney** (2011), **Bryson Allen-Williams** (2014) and **Al Harris Jr.** (2014).

AND NOW WE KNOW WHY: True freshman **Bryan Edwards** showed why he earned the starting nod in his first collegiate game. The 6-3, 210-pounder from Conway, S.C., hauled in eight passes for 101 yards in the win over Vanderbilt. He was the only freshman receiver in the country to log a 100-yard game in the season's first week. It was just the eighth 100-yard receiving game in a season opener in Gamecock history and he is the only true freshman on the list. After playing five games, Edwards, who is second on the team with 258 receiving yards, has as many *career* catches (20) as any other wide receiver on the squad.

100-Yard Receiving Games In Season Openers

1. 146 Ira Hillary, The Citadel (1984)
2. 140 Jackie Brown, Virginia (1972)
3. 134 Stanley Pritchett, Georgia (1995)
4. 120 Zola Davis, UCF (1997)
5. 113 Nick Jones, Texas A&M (2014)
6. 110 Mike Haggard, Virginia (1972)
7. 106 Alshon Jeffery, Southern Miss (2010)
8. 101 **Bryan Edwards, Vanderbilt (2016)**

IN THE HURST WAY: Tight end **Hayden Hurst**, a 6-5, 250-pound former professional baseball player, has been a consistent go-to guy this season. The 23-year-old sophomore leads the team with 30 catches for 388 yards, with at least five receptions in four games and at least 80 yards in three contests. His best marks are an eight-catch performance at Mississippi State and a 90-yard effort against Texas A&M. He ranks sixth in the league with 5.0 receptions per game and eighth with 64.7 receiving yards per game. Hurst also served as the Gamecocks' punt returner against Georgia, becoming the biggest punt returner in Division I football this season.

THE QB'S ARE TIGHT WITH THEM: With injuries and inexperience hampering the Gamecock wideouts, the tight end trio of **Hayden Hurst**, **K.C. Crosby** and **Jacob August** has become a big part of the offense. In addition to Hurst's team-leading 30 catches for 388 yards, Crosby is tied for third on the team with 15 receptions for 119 yards, and August has added five catches for 52 yards. Of the 115 pass receptions, the tight ends have 51 catches (44 pct.), the wide receivers have 44 (38 pct.) and the running backs have 20 (17 pct.).

Career Start Chart

Player	'12	'13	'14	'15	'16	All
Skai Moore	-	4	9	11	0	24
Alan Knott	-	RS	8	9	5	22
T.J. Holloman	RS	3	4	9	5	21
Marquavius Lewis	-	JC	JC	12	6	18
Chris Lammons	-	-	7	4	6	17
Jonathan Walton	-	0	6	6	5	17
Mason Zandi	RS	1	0	10	6	17
Jordan Diggs	RS	1	2	10	1	14
Darius English	RS	1	6	0	6	13
Chaz Elder	RS	6	3	1	2	12
Zack Bailey	-	-	-	5	6	11
Chris Moody	RS	0	7	0	4	11
Perry Orth	JC	RS	0	8	3	11
Taylor Stallworth	-	-	0	5	6	11
B. Allen-Williams	-	-	2	1	4	7
Hayden Hurst	-	-	-	1	6	7
D.J. Smith	-	-	1	1	5	7
Cory Helms	-	WF	WF	RS	6	6
Deebo Samuel	-	-	RS	3	3	6
Matrick Belton	FCS	FCS	RS	5	0	5
Bryan Edwards	-	-	-	-	5	5
David Williams	-	RS	0	4	1	5
Jacob August	-	-	RS	3	1	4
K.C. Crosby	-	-	-	RS	4	4
Terry Googer	-	-	RS	2	2	4
Jamarus King	-	-	JC	JC	4	4
Dante Sawyer	-	-	JC	4	0	4
A.J. Turner	-	-	-	RS	4	4
Rashad Fenton	-	-	-	0	3	3
Brandon McIlwain	-	-	-	-	3	3
D.J. Park	-	RS	0	0	3	3
Boosie Whitlow	-	-	-	3	0	3
Blake Camper	-	-	-	1	1	2
Kelsey Griffin	-	0	0	0	2	2
Ulric Jones	-	JC	JC	RS	2	2
Lorenzo Nuñez	-	-	-	2	0	2
Keir Thomas	-	-	-	-	2	2
Antoine Wilder	-	-	-	RS	2	2
Malik Young	-	-	RS	0	2	2
Larenz Bryant	-	0	0	1	0	1
Randrecous Davis	-	-	-	-	1	1
Chavis Dawkins	-	-	-	-	1	1
Rico Dowdle	-	-	-	-	1	1
Kyle Markway	-	-	-	1	0	1
Steven Montac	-	-	-	JC	1	1
Jamari Smith	-	0	RS	0	1	1
Donell Stanley	-	-	RS	0	1	1

2016 Carolina Rankings

Category	Avg.	SEC	NCAA
Scoring Offense	14.0	14	128
Rushing Offense	92.3	14	125
Passing Offense	212.2	9	87
Passing Efficiency	112.4	13	114
Total Offense	304.5	13	126
Scoring Defense	20.2	6	29
Rushing Defense	222.7	14	110
Passing Defense	173.0	2	14
Pass Efficiency Defense	108.4	3	16
Total Defense	395.7	7	60
Kickoff Returns	26.8	2	12
Punt Returns	3.6	12	104
Net Punting	38.9	7	45
Turnover Margin	0.2	8	46
Sacks	1.8	11	90
Tackles for Loss	6.2	5	56
Sacks Allowed	2.7	13	96

CAROLINA TIGHT ENDS:

Player	2016		Career
	Rec-Yards-TD	Rec-Yards-TD	
Hayden Hurst	30-388-0	38-494-0	
K.C. Crosby	15-119-1	15-119-1	
Jacob August	5-52-0	9-90-1	
Kiel Pollard	1-18-0	1-18-0	

TURNUP: Redshirt freshman **A.J. Turner** earned the starting nod at running back during fall camp. The 5-10, 195-pounder got off to a strong start, carrying 13 times for 70 yards at Vanderbilt in the season opener. He had his best game against Texas A&M, rushing 10 times for 113 yards, including a 75-yard TD run on the first play from scrimmage. He is the Gamecocks' top rusher with 68 carries for 300 yards and two touchdowns, and has added 15 catches for 104 yards and a score. Turner, who is 22nd in the country averaging 26.8 yards per kickoff return, ranks tied for fourth in the nation among freshmen with 112.0 all-purpose yards per game.

TURN(ER) OF THE CENTURY: Redshirt freshman **A.J. Turner** carried 10 times for 113 yards against Texas A&M, the first 100-yard rushing game of his career. His previous high was 70 yards at Vanderbilt and he entered the A&M contest with just 157 rushing yards through the season's first four games. It was the Gamecocks' first 100-yard rushing game since Brandon Wilds went for 128 yards against A&M in 2015.

HE'S NOT YOUR UNCLE RICO: After undergoing surgery for a sports hernia in the offseason, then suffering a groin injury early in fall camp, true freshman **Rico Dowdle** made his first appearance for the Garnet & Black against Texas A&M. The 5-11, 211-pounder from Asheville, N.C. who now dons No. 23, has been impressive in limited duty, carrying 16 times for 77 yards, a 4.8 yard average.

SHARING THE WORKLOAD: Redshirt freshman **A.J. Turner** has taken the bulk of the carries from the running back position, but **David Williams** has more than twice as many career rushes. 482 of the Gamecocks' 554 rushing yards have been by freshmen (87 percent). Here's the South Carolina running back numbers:

Player	2016		Career
	Rush-Yards-TD	Rush-Yards-TD	
David Williams	23-110-0	154-665-2	
A.J. Turner	68-300-2	68-300-2	
Rico Dowdle	16-77-1	16-77-1	
Rod Talley	1-2-0	3-13-0	
Darius Paulk	0-0-0	2-3-0	

WHERE HAVE ALL THE SENIORS GONE: The Gamecocks list just four seniors on the offensive side of the ball in **Matrick Belton**, **Perry Orth**, **Darius Paulk** and **Mason Zandi**. All four are redshirt seniors. Zandi is the only one of the four to begin his collegiate career at South Carolina and the only one who came to Columbia as a scholarship player. Only Minnesota (3), Old Dominion (4), Florida (4) and Troy (4) have as few seniors on offense as do the Gamecocks.

ZANDI STANDS ALONE: Redshirt senior **Mason Zandi** is the only senior on the offensive side of the ball on the 2016 roster that came to South Carolina as a scholarship player. Zandi, a 6-9, 315-pound local product from Chapin, S.C. was named preseason third-team All-SEC by the league's coaches. He is also just one of six players in Gamecock history with the last name starting with "Z" to earn a football letter. The most recent prior to Zandi was Zip Zanders, who lettered in 1986. Mason's father, Ali, is a native of Iran who fled his home country during its 1970s revolution.

CORY AT THE HELMS: **Cory Helms**, a 6-4, 310-pound junior from Alpharetta, Ga., is a welcome addition to the offensive line. Helms, who earned Freshman All-America honors in 2013 at Wake Forest, spent two seasons with the Demon Deacons before sitting out 2015 as a transfer. He started the season opener at center, but moved to right guard at Mississippi State and has started every game at that position since.

IT'S A WONDERFUL LIFE: **Zack Bailey** was the only Gamecock named to the 2015 SEC All-Freshman team, as selected by the league's 14 coaches. The 6-6, 315-pound true freshman from Summerville, S.C., played in all 12 games in 2015, making five starts, with three at center and two at left guard. He has started each game this season at left guard and consistently grades out as the offensive line's top performer.

KNOTT YOUR STARTING CENTER: Junior **Alan Knott**, a preseason Rimington Award candidate, has made 22 career starts, most among the active players on the squad. **Skai Moore** actually has the most starts (24), but is taking a redshirt this year while rehabbing an injury.

RED ZONE DEFENSE: The Gamecock defense ranks third in the SEC and seventh in the nation in red zone defense, allowing points just 68.0 percent of the time. In 25 opportunities, the Carolina defense has allowed just 11 touchdowns and six field goals, while forcing a league-high five turnovers in the red zone.

EVERY GAME QUA: Defensive lineman **Marquavius Lewis** has started all 18 games since his arrival on the Columbia campus. He owns the longest current consecutive streak of starts on the squad.

TAKING ENGLISH LESSONS: Senior defensive end **Darius English** is putting together his finest campaign. The 6-6, 245-pounder from Powder Springs, Ga., leads the Gamecocks with 6.0 of the squad's 11 sacks, including a career-best 3.0 sacks against Kentucky. That was the most sacks by a Gamecock player since Jadeveon Clowney finished with 4.5 at Clemson on Nov. 24, 2012. English is tied for second in the SEC and ninth in the country in sacks. He needs three more sacks to move into a six-way tie for fifth in school history with 9.0 sacks in a season and into a tie for ninth with 15.0 sacks in a career.

Game Trends

	Will Muschamp	2016
Overall	30-25	2-4
Home	19-10	1-2
Road	10-12	1-2
Neutral	1-3	0-0
Grass	27-21	1-3
Turf	3-4	1-1
August	1-0	0-0
September	14-4	2-2
October	5-11	0-2
November	9-9	0-0
December	0-0	0-0
January	1-1	0-0
Leading after 1st Quarter	13-6	1-0
Tied after 1st Quarter	10-4	0-2
Trailing after 1st Quarter	7-15	1-2
Leading at Halftime	23-5	1-1
Tied at Halftime	1-2	0-1
Trailing at Halftime	6-18	1-2
Leading after 3rd Quarter	24-4	1-0
Tied after 3rd Quarter	1-1	0-1
Trailing after 3rd Quarter	5-20	1-3
When Scoring First	18-9	1-1
When Opponent Scores First	12-16	1-3
Largest Halftime Lead		11
Largest Halftime Deficit		24
Largest Come From Behind Win		10
Score 20 or more Points	9-7	1-0
Score 30 or more Points	17-0	0-0
Opponents Score 20 or less	24-6	2-0
Games Decided by 3 or less	3-4	1-0
Games Decided by 10 or less	10-10	2-1
Rush for 100 Yards or more	9-9	2-1
Rush for 150 Yards or more	21-4	0-1
Pass for 200 Yards or more	9-6	0-3
Pass for 300 Yards or more	3-1	0-0
Total 400 Yards or more	15-1	0-0
Opp. Rush less than 100 yards	18-5	0-0
Opp. Pass less than 200 yards	17-16	1-3
Opp. Total less than 300 yards	18-6	1-0
Commit More Turnovers	11-17	1-2
Commit Fewer Turnovers	18-2	1-1
Commit Equal Turnovers	1-6	0-1
Lead in Time of Possession	22-10	0-2
Trail in Time of Possession	8-17	2-2

GETTING IN THE SACK: The Gamecocks have 11 sacks this season, producing a season-high four sacks against both East Carolina and Kentucky. **Darius English** is the top sack-master on the squad with 6.0 this season and 12.0 in his career. Here are the individual sack numbers:

SACKS	2016	CAREER
Darius English	6.0	12.0
Dante Sawyer	1.0	3.5
Skai Moore	0.0	3.5
Marquavius Lewis	0.0	3.0
Kelsey Griffin	0.0	3.0
Jordan Diggs	0.0	2.0
T.J. Holloman	0.0	2.0
Larenz Bryant	0.0	1.0
Chris Lammons	1.0	1.0
Taylor Stallworth	1.0	1.0
Keir Thomas	1.0	1.0
Boosie Whitlow	0.0	1.0
Jonathan Walton	0.0	1.0
D.J. Wonnunum	1.0	1.0
Bryson Allen-Williams	0.0	0.5

PICK THIS: The Gamecocks have picked off six passes this season. **Chris Lammons** is tied for ninth in the SEC with two. Here are the individual interception numbers:

INTERCEPTIONS	2016	Career
Skai Moore	0	11
T.J. Holloman	1	6
Chris Lammons	2	3
Bryson Allen-Williams	0	1
Jordan Diggs	0	1
Jamarcus King	1	1
Chris Moody	0	1
D.J. Smith	1	1
Jonathan Walton	0	1
Chaz Elder	0	1
Antoine Wilder	1	1

THE SKAI TURNED RED(SHIRT): **Skai Moore** will take a redshirt and miss the 2016 season following offseason surgery to address a herniated disk in his neck. The 6-2, 220-pounder from Cooper City, Fla., was the Gamecocks' leading tackler in 2015 with 111 stops, tying for third in the SEC with 9.2 tackles per game. He also led the team with 6.5 tackles for loss and with four pass interceptions, tying for fourth in the SEC. Moore became the first Gamecock to reach the century mark in tackles since 2006, while his 111 tackles was the second-highest total recorded by a Carolina player in the last 25 years. He led the team in tackles for a third-consecutive season, becoming the first player to do so since 1992-94. In addition, Moore has 11 career picks, tying for third on the all-time list.

THE FRISCO KID: Senior **Elliott Fry** is 7-for-10 in the field goal department this season. He has connected on a school record 133 consecutive extra points and has hit 74.1 percent (60-of-81) of his career field goal attempts. That average jumps to 80.3 percent (57-of-71) when attempting from under 50 yards out. He holds the school's career records for extra points made (139) and attempted (140) and is second in points scored with 319, behind only Collin Mackie (330).

FRY BURNS THE 'DORES: **Elliott Fry** connected on a 48-yard field goal in the third quarter, then hit on a career-long 55-yard field goal in the final minute to provide the margin of victory in the season opening win at Vanderbilt and earn him SEC Special Teams Player of the Week honors. It tied for the second-longest field goal in Gamecock history, matching Ryan Succop's 55-yarder against Vandy in the 2006 season.

FRY FEATS:

◆ When **Elliott Fry** booted the game-winner at Vanderbilt in the season opener, he became the first SEC kicker to make a field goal of 55+ yds with less than one minute to play in 4th quarter (or in OT) in the last 10 years.

◆ **Elliott Fry's** 55-yard field goal matches Hawaii's Rigoberto Sanchez for the second-longest field goal made in FBS football this season.

GIVING IT THE BOOT: Here are the top-10 longest field goals in South Carolina history:

1.	58	Mark Fleetwood	Georgia	09/25/82
2.	55	Ryan Succop	Vanderbilt	10/21/06
	55	Elliott Fry	Vanderbilt	09/01/16
4.	54	Scott Hagler	Clemson	11/23/85
	54	Ryan Succop	Arkansas	11/08/08
6.	53	Mark Fleetwood	NC State	10/29/83
7.	52	Tommy Bell	NC State	09/25/71
	52	Scott Hagler	NC State	11/02/85
	52	Collin Mackie	East Carolina	09/17/88
	52	Elliott Fry	UCF	09/26/15

KICKIN' IT WITH KELLY: Senior punter **Sean Kelly** was, in some people's eyes, the MVP of the Gamecock squad in 2015. The 5-10, 190-pounder from Oakland, Fla. has been busy this season, already punting 37 times, most in the SEC. He is averaging 42.2 yards with 16 inside the 20 and a long of 66 yards. Last season he averaged 44.3 yards, third in the SEC, while the Gamecocks ranked second in the SEC and seventh in the nation in net punting with a 41.3 yard average.

EAST ATTACK: The Gamecocks needed just 13 seconds to get on the board against Texas A&M when **A.J. Turner** dashed 75 yards to paydirt on the first play from scrimmage. Turner's carry was the fastest score for Carolina since Nov. 20, 2010, when Marcus Lattimore ran 17 yards for a TD 13 seconds into the contest against Troy. It was the second time in five games this season that the Gamecocks tallied in the game's first minute, as **Brandon McIlwain** scooted 11 yards for a score just 17 seconds into the ECU game. Turner's burst was the longest run from scrimmage by a Gamecock since 2013 when Mike Davis had a pair of 75-yard carries (vs. UNC and vs. Georgia).

NOW THAT'S A HOMESTAND: The Gamecocks are in the midst of a five-game homestand. Auburn is the only other school in the country with five-consecutive home games on its slate this season. The last time South Carolina had five-straight home games on its schedule was in 1988 when the Gamecocks opened the season against North Carolina, Western Carolina, East Carolina, Georgia and Appalachian State.

Watch Lists

ELLIOTT FRY

Second-Team All-SEC (Coaches)
Third-team All-SEC (Media)
Lou Groza Watch List

T.J. HOLLOMAN

Butkus Award Watch List

HAYDEN HURST

Mackey Award Midseason Watch List

ALAN KNOTT

Rimington Trophy Watch List

A.J. TURNER

Dante Hall Watch List

DAVID WILLIAMS

Doak Walker Award Watch List

MASON ZANDI

Third-Team All-SEC (Coaches)

Pronunciation Guide

Rivers Bedenbaugh BEE-den-baugh
Matrick Belton MAT-trick
Shameik Blackshear shuh-MEEK
Larenz Bryant luh-RENZ
Randrecous Davis ran-DREE-cuss
Chavis Dawkins Rhymes with HAVE-iss
Trey Derouen duh-ROO-un
Rico Dowdle DOW-dull
Daniel Fennell fuh-NELL
Terry Googer GOO-ger
Ulric Jones YUR-ick
Abu Lamin ah-BOO la-MEEN
Chris Lammons luh-MONZ
Pika Leota PEEK-uh
Marquavius Lewis mar-QUAY-vee-us
Lorenzo Nuñez noon-YEZ
Christian Pellage PELL-age
Kiel Pollard keel
Michael Scarnecchia scar-NECK-ee-ah
Donell Stanley don-ELL
Keir Thomas KEER
Jerad Washington JEHR-id
Boosie Whitlow BOO-see
Malik Young muh-LEEK

A NEW SHERIFF IN TOWN: Will Muschamp was introduced as the 34th head football coach at the South Carolina on December 7, 2015. A 21-year coaching veteran, Muschamp, a 1994 graduate of Georgia, has spent 13 years in the SEC, including four as the head coach at Florida, where he posted a 28-21 record from 2011-14. He was recognized as the SEC Coach of the Year in 2012 after an 11-win campaign. Last season, he served as the defensive coordinator at Auburn. Muschamp has coached in the SEC Championship Game twice and once in the Big 12 Championship Game, winning all three. He has also coached in two national championship games, helping LSU win the national title in 2003.

AND HE BROUGHT HIS POSSE: With the exception of holdover offensive line coach **Shawn Elliott**, Coach Muschamp brought an entirely new coaching staff to Columbia. **Bobby Bentley** (Running Backs), **Coleman Hutzler** (Special Teams Coordinator/Linebackers), **Bryan McClendon** (Co-Offensive Coordinator/Wide Receivers), **Mike Peterson** (Outside Linebackers), **Travaris Robinson** (Defensive Coordinator/Defensive Backs), **Kurt Roper** (Co-Offensive Coordinator/Quarterbacks), **Lance Thompson** (Assistant Head Coach - Defense/Defensive Line), and **Pat Washington** (Tight Ends) are the newcomers.

TOTING THE SHEEPSKIN: The Gamecocks have five players on their roster who have already earned their undergraduate degree. Included in the list are **Jordan Diggs**, **Chaz Elder**, **Abu Lamin**, **Chris Moody** and **Mason Zandi**.

IN THE CLASSROOM: The Gamecocks placed 28 players on the 2015 SEC Fall Academic Honor Roll. Among those who made the SEC Honor Roll include returnees **Rivers Bedenbaugh**, **Jordan Diggs**, **Jalen Dread**, **Elliott Fry**, **Kelsey Griffin**, **Terry Googer**, **Shannon James**, **Chris Lammons**, **Nick McGriff**, **Perry Orth**, **Jasper Sasser**, **Michael Scarnecchia**, **Demetrius Smalls**, **D.J. Smith**, **Donell Stanley** and **Rod Talley**.

Media Services

Weekly Press Conference:

Head Coach Will Muschamp conducts his weekly press conference at 1 pm ET on Tuesdays in the Media Interview Room, located underneath the west stands of Williams-Brice Stadium. Media members attending the press conference should enter the stadium through Gate 20 near the press elevator on the west side of the stadium off Bluff Road. Cross the concourse and walk down the Hall of Captains to the Media Interview Room. The press conference will be streamed live on the official website of South Carolina Athletics, www.gamecocksonline.com. The University of South Carolina media relations office will make Coach Muschamp's weekly press conference available for the media via an FTP site. For more information, contact Director of Digital Media Operations Matt Freed at mfreed@mailbox.sc.edu.

Muschamp Sunday Teleconference:

Head coach Will Muschamp will participate in a weekly teleconference on Sundays at 7 pm. ET, beginning Sept. 4. To participate, media members can call 1-800-793-6775. Contact Assistant Athletics Director/Media Relations Steve Fink for the passcode.

SEC Teleconference:

The Southeastern Conference will host a weekly press teleconference each Wednesday from Aug. 31 through Nov. 23. The teleconference, open to the media, will feature the head coach from each team every week. Coach Muschamp's schedule time is 1 pm ET. Contact the SEC Media Relations office at for the number and passcode.

Carolina Calls:

Head coach Will Muschamp and play-by-play voice Todd Ellis host the weekly Carolina Calls radio show from Wild Wing Cafe in the Vista on Thursday nights from 7-8 p.m. ET. Carolina Calls can be heard on the flagship station of Carolina Athletics, 107.5 The Game.

Tracking the 2016 Opponents

Opponent (Date vs. SC)	2016	Last Game	Next Game
Vanderbilt (9/1)	3-4	W, 17-16 at Georgia	vs Tennessee State (10/22)
Mississippi State (9/10)	2-4	L, 28-21 (OT) at BYU	at Kentucky (10/22)
East Carolina (9/17)	2-4	L, 38-22 at USF	at Cincinnati (10/22)
Kentucky (9/24)	3-3	W, 20-13 vs Vanderbilt	vs Mississippi State (10/22)
Texas A&M (10/1)	6-0	W, 45-38 vs Tennessee (2OT)	at Alabama (10/22)
Georgia (10/8)	4-3	L, 17-16 vs Vanderbilt	vs Florida (10/29)
UMass (10/22)	1-6	L, 56-28 vs Louisiana Tech	at South Carolina (10/22)
Tennessee (10/29)	5-2	L, 49-10 vs Alabama	at South Carolina (10/29)
Missouri (11/5)	2-4	L, 40-14 at Florida	vs Middle Tennessee (10/22)
Florida (11/12)	5-1	W, 40-14 vs Missouri	vs Georgia (10/29)
Western Carolina (11/19)	1-5	L, 38-24 at Mercer	at Samford (10/22)
Clemson (11/26)	7-0	W, 245-17 (OT) vs NC State	at Florida State (10/29)
Opp. Overall Record	41-36 (.532)		

PLANNING AHEAD:

Here is a look at the 2017 South Carolina Gamecocks football schedule:

September 2	vs NC State (Charlotte)
September 9	at Missouri*
September 16	KENTUCKY*
September 23	LOUISIANA TECH
September 30	at Texas A&M*
October 7	ARKANSAS*
October 14	at Tennessee*
October 21	Open Date
October 28	VANDERBILT*
November 4	at Georgia*
November 11	FLORIDA*
November 18	WOFFORD
November 25	CLEMSON

*-SEC game

O' CAPTAIN, MY CAPTAIN: The Gamecocks will select game captains each week before naming permanent team captains for the season.

VANDY: Cory Helms, T.J. Holloman, Perry Orth, Taylor Stallworth

MISS STATE: Hayden Hurst, Marquavius Lewis, Jonathan Walton, Mason Zandi

ECU: Darius English, T.J. Holloman, Hayden Hurst, Sean Kelly

KENTUCKY: Zack Bailey, Cory Helms, Chris Lammons, Jamari Smith

TEXAS A&M: Bryson Allen-Williams, Zack Bailey, Darius English, Marquavius Lewis

GEORGIA: Bryson Allen-Williams, Darius English, Cory Helms, D.J. Smith

WORKING OVERTIME: The Gamecocks are 2-3 all-time in games decided in overtime. They won their first overtime game at Missouri, 27-24, in two overtimes on Oct. 26, 2013 in Columbia, Mo., and won in "The Swamp" over Florida by a 23-20 count in 2014. All three overtime losses have come against Tennessee by a field goal: a 23-20 setback on Sept. 27, 2003 in Knoxville, and a 27-24 loss in Knoxville on Oct. 27, 2007 and a 45-42 loss in Columbia on Nov. 1, 2014.

ENROLLING EARLY: Here is the list of those players who have enrolled early at South Carolina since 2006:

2006: Clark Gaston

2007: Stephen Garcia, Travian Robertson

2008: Jay Spearman, C.C. Whitlock, Shaq Wilson

2009: Jarvis Giles, Stephon Gilmore, DeVonte Holloman

2010: Connor Shaw

2011: Martay Mattox

2012: Kelvin Rainey, Brock Stadnik, Clayton Stadnik

2013: Connor Mitch, D.J. Park

2014: None

2015: Jalen Henry, Christian Owens, Sherrod Pittman, Jerad Washington

2016: Bryan Edwards, C.J. Freeman, Brandon McIlwain, Chris Smith, Kobe Smith, Keir Thomas

UP NEXT: The Gamecocks will return to SEC action next week when they host the Tennessee Volunteers. Tennessee leads the all-time series by a 25-7-2 margin including a 9-5-2 advantage in Columbia, but four of Carolina's seven wins have come since 2008. Will Muschamp is a perfect 4-0 as a head coach against the Vols.

Carolina Football Radio Affiliates

Abbeville	WZLA-FM	92.9	Greenville	WROO-FM	104.9
Aiken/Edgefield	WKXS-FM	92.7	Hilton Head	WVSC-FM	99.1
Allendale	WDOG-FM	93.5	Hilton Head	WVSC-FM	106.5
Camden	WPUB-FM	102.7	Lake City	WHYM-AM	1260
Camden	WCAM-AM	1590	Myrtle Beach	WSYN-FM	103.1
Charleston	WWIK-FM	98.9	Newberry	WKDK-AM	1240
Chesterfield	WVSZ-FM	107.3	Rock Hill	WRHM-FM	107.1
Columbia	WNKT-FM	107.5	Rock Hill	WVSZ-FM	107.3
Florence	WFRK-FM	93.5	Seneca	WSNW-AM	1150
Florence	WHYM-AM	1260	Seneca	WSNW-FM	94.1
Gaffney	WZZQ-AM	1500	Sumter	WIBZ-FM	95.5
Gaffney	WZZQ-FM	104.3	Union	WBCU-AM	1460

Gamecocks In The NFL

(As of 10/5/16)

Name	Team	Position	Lettered
Jerrell Adams	New York Giants	Tight End	2012-15
Antonio Allen	New York Jets	Safety	2009-11
Rory Anderson^	Chicago Bears	Tight End	2011-14
Damiere Byrd	Carolina Panthers	Wide Receiver	2011-14
A.J. Cann	Jacksonville Jaguars	Offensive Guard	2011-14
Jadeveon Clowney	Houston Texans	Defensive End	2011-13
Jared Cook	Green Bay Packers	Tight End	2006-08
Pharoh Cooper	Los Angeles Rams	Wide Receiver	2013-15
Chris Culliver*	Miami Dolphins	Defensive Back	2007-10
Mike Davis	San Francisco 49ers	Running Back	2012-14
Patrick DiMarco	Atlanta Falcons	Fullback	2007-10
Bruce Ellington#	San Francisco 49ers	Wide Receiver	2011-13
Stephon Gilmore	Buffalo Bills	Cornerback	2009-11
Melvin Ingram	San Diego Chargers	Linebacker	'07, '09-11
Alshon Jeffery	Chicago Bears	Wide Receiver	2009-11
Isaiah Johnson^	Tampa Bay Buccaneers	Safety	2015
T.J. Johnson	Cincinnati Bengals	Center	2009-12
Johnathan Joseph	Houston Texans	Cornerback	2005
Captain Munneryn	Minnesota Vikings	Cornerback	2006-08
Ronald Patrick^	Washington Redskins	Center/Guard	2011-13
Kelcy Quarles^	Indianapolis Colts	Defensive Tackle	2011-13
Corey Robinson	Detroit Lions	Offensive Tackle	2012-14
Connor Shaw#	Chicago Bears	Quarterback	2010-13
Brandon Shell	New York Jets	Offensive Tackle	2012-15
Darian Stewart	Denver Broncos	Safety	2006-09
Ryan Succop	Tennessee Titans	Placekicker	2005-08
D.J. Swearinger	Arizona Cardinals	Safety	2009-12
Devin Taylor	Detroit Lions	Defensive End	2009-12
Brandon Wilds^	New York Jets	Running Back	'11, '13-15

*-Reserve/Physically Unable To Perform

#-Injured Reserve

^-Practice Squad

Weekly Award Winners

ELLIOTT FRY

SEC Special Teams Player of the Weekat Vanderbilt (September 1)

Drive Chart Summary

South Carolina

Opp.	Drives	TD	FG	Missed	Punt	Downs	Fum	INT	Half	3-Out
VU	12	1	2	0	7	0	1	0	1	4
MSU	12	2	0	1	7	0	1	1	0	5
ECU	12	2	2	0	5	1	0	0	2	4
UK	11	1	1	0	8	1	0	0	0	2
A&M	13	1	2	2	5	1	0	1	1	2
UGA	12	2	0	0	5	2	2	1	0	7
UMASS										
TENN										
MIZ										
FLA										
WCU										
CLEM										
TOT	72	9	7	3	37	5	4	3	4	24

Opponents

Opp.	Drives	TD	FG	Missed	Punt	Downs	Fum	INT	Half	3-Out
VU	13	1	1	1	8	1	0	0	1	7
MSU	13	3	2	0	4	2	0	1	1	2
ECU	11	1	3	1	2	0	2	2	0	0
UK	12	2	1	0	5	0	1	1	2	2
A&M	14	3	1	1	5	1	1	1	1	2
UGA	12	3	0	0	6	0	0	1	2	2
UMASS										
TENN										
MIZ										
FLA										
WCU										
CLEM										
TOT	75	13	8	3	30	4	4	6	7	15

FRY ON CAROLINA'S CAREER LISTS

POINTS SCORED

1. Collin Mackie (1987-90).....330
2. Elliott Fry (2013-16).....319

FIELD GOALS MADE

1. Collin Mackie (1987-90).....72
2. Elliott Fry (2013-16).....60

FIELD GOALS ATTEMPTED

1. Collin Mackie (1987-90).....98
2. Elliott Fry (2013-16).....81

FIELD GOAL PERCENTAGE

1. Spencer Lanning (2007-10).....773
2. Elliott Fry (2013-16).....741

PATs MADE

1. Elliott Fry (2013-16).....139

PATs ATTEMPTED

1. Elliott Fry (2013-16).....140

PAT PERCENTAGE (Min. 40 Made)

1. Adam Yates (2008-12).....1.000
2. Elliott Fry (2013-16)......993

CONSECUTIVE PATs

1. Elliott Fry (2013-16).....133

FRY ON THE SEC'S CAREER LISTS

Most Points Scored

1. 412 Blair Walsh, Georgia (184 PATs, 76 FGs, 53 games)..... 2008-11
2. 409 Billy Bennett, Georgia (148 PATs, 87 FGs, 50 games) 2000-03
3. 407 Marshall Morgan, Georgia (215 PATs, 64 FGs, 51 games)..... 2012-15
4. 385 Leigh Tiffin, Alabama (136 PATs, 83 FGs)..... 2006-09
5. 371 Jeff Hall, Tennessee (188 PATs, 61 FGs, 46 games) 1995-98
6. 369 Colt David, LSU (201 PATs, 54 FGs, 1 TD, 52 games)..... 2005-08
7. 368 Jeff Chandler, Florida (167 PATs, 67 FGs 46 games)..... 1997-01
8. 363 Wes Byrum, Auburn (183 PATs, 60 FGs, 51 games)..... 2007-10
9. 354 Zach Hocker, Arkansas (171, 61 FGs PATs, 50 games) 2010-13
10. 353 Kevin Butler, Georgia (122 PATs, 77FGs, 44 games) 1981-84
11. 345 Philip Doyle, Alabama (105 PATs, 78 FGs, 1 TD, 43 games) ... 1987-90
12. 344 Jonathan Nichols, Ole Miss (155 PATs, 63 FGs, 48 games) 2001-04
13. 342 Tim Tebow, Florida (57 TDs, 55 games)..... 2006-09
15. 340 Caleb Sturgis, Florida (130 PATs, 70 FGs)..... 2008-12
16. 326 Michael Proctor, Alabama (131 PATs, 65 FGs, 47 games)..... 1992-95
17. 325 James Wilhoit, Tennessee (148 PATs, 59 FGs, 50 games) 2003-06
- 18. 319 Elliott Fry, South Carolina (139 PATs, 60 FGs, 44 games) ... 2013-16**
19. 318 Kevin Faulk, LSU (53 TDs, 41 games) 1995-98
20. 317 John Becksvoort, Tennessee (161 PATs, 52 FGs, 41 games) 1991-94

Field Goal Attempts

1. 111 Leigh Tiffin, Alabama (made 83) 2006-09
2. 110 Billy Bennett, Georgia (made 87)..... 2000-03
3. 105 Philip Doyle, Alabama (made 78) 1987-90
4. 103 Blair Walsh, Georgia (made 76) 2008-11
5. 98 Kevin Butler, Georgia (made 77) 1981-84
6. 95 Fuad Reveiz, Tennessee (made 71) 1981-84
7. 91 Michael Proctor, Alabama (made 65)..... 1992-95
8. 89 Jeff Hall, Tennessee (made 61) 1995-98
9. 88 Van Tiffin, Alabama (made 59)..... 1983-86
- 88 Caleb Sturgis, Florida (made 70)..... 2008-12

81 Elliott Fry, South Carolina (made 60)..... 2013-16

FRY ON THE SEC'S CAREER LISTS

Field Goals Made

1. 87 Billy Bennett, Georgia (110 atts)..... 2000-03
2. 83 Leigh Tiffin, Alabama (111 atts) 2006-09
3. 78 Philip Doyle, Alabama (105 atts) 1987-90
4. 77 Kevin Butler, Georgia (98 atts) 1981-84
5. 76 Blair Walsh, Georgia (103 atts) 2008-11
6. 71 Fuad Reveiz, Tennessee (95 atts) 1981-84
7. 70 Caleb Sturgis, Florida (88 atts)..... 2008-12
8. 67 Jeff Chandler, Florida (80 atts)..... 1997-01
9. 65 Michael Proctor, Alabama (91 atts) 1992-95
10. 64 Marshall Morgan, Georgia (84 atts) 2012-15

60 Elliott Fry, South Carolina (81 atts)..... 2013-16

PAT Kicks Attempted

1. 220 Marshall Morgan, Georgia (made 215) 2012-15
2. 204 Colt David, LSU (made 201)..... 2005-08
3. 194 Jeff Hall, Tennessee (made 188) 1995-98
4. 186 Wes Byrum, Auburn (made 183) 2007-10
5. 185 Blair Walsh, Georgia (made 184) 2008-11
6. 180 Jeff Chandler, Florida (made 167)..... 1997-01
7. 175 Jeremy Shelley, Alabama (made 162) 2009-12
8. 173 Zach Hocker, Arkansas (made 171) 2010-13
9. 165 Lones Seiber, Kentucky (made 158) 2006-09
10. 164 Bart Edmiston, Florida (made 160) 1992-96

140 Elliott Fry, South Carolina (made 139)..... 2013-16

PAT Kicks Made

1. 215 Marshall Morgan, Georgia (220 atts) 2012-15
2. 201 Colt David, LSU (204 atts)..... 2005-08
3. 188 Jeff Hall, Tennessee (194 atts) 1995-98
4. 184 Blair Walsh, Georgia (185 atts) 2008-11
5. 183 Wes Byrum, Auburn (186 atts) 2007-10
6. 172 Jeremy Shelley, Alabama (175 atts)..... 2009-12
7. 171 Zach Hocker, Arkansas (173 atts) 2010-13
8. 167 Jeff Chandler, Florida (180 atts)..... 1997-01
9. 162 John Vaughn, Auburn (163 atts)..... 2003-06
10. 161 John Becksvoort, Tennessee (161 atts)..... 1991-94

139 Elliott Fry, South Carolina (140 atts)..... 2013-16

Consecutive PAT Kicks Made

1. 161 John Becksvoort, Tennessee 1991-94
2. 135 Van Tiffin, Alabama 1983-86
- 3. 133 Elliott Fry, South Carolina..... 2013-16**
4. 130 Michael Proctor, Alabama 1992-95

Current NCAA PAT Streaks

Rk.	School.....	No.	Rk.	School.....	No.
1.	Florida State.....	276	4.	Auburn	145
2.	Michigan	261	5.	Stanford.....	139
3.	Memphis	178	6.	South Carolina	133

Weekly Media Availability

SUNDAY	MONDAY	TUESDAY	WEDNESDAY	THURSDAY	FRIDAY	SATURDAY
The team will practice at 5 pm. Head coach Will Muschamp holds a teleconference at 7 pm. No player availability. Tuesday's player requests must be submitted to Steve Fink by 5 pm.	The team is scheduled for an off day. No media availability for coaches or players.	The team will practice at 9 am. Requested and approved players will be available following the practice at Williams-Brice Stadium. Coach Muschamp holds a 1 pm press conference in the Media Room.	The team will practice at 9 am. Coach Muschamp is on the SEC conference call at 1 pm.	The team will practice at 9 am. There is no media availability. Head coach Will Muschamp's weekly radio show is from 7-8 pm ET.	Head coach Will Muschamp, coordinators and selected players are available for network television only on home games.	Head coach Will Muschamp and requested players (excluding freshmen) will be available in Media Interview Room following the game. The Gamecocks' locker room is closed to the media.

Notes of Interest from the Palmetto State's Flagship University

◆ In the inaugural Palmetto Series of 2015-16, the South Carolina Gamecocks took the title, 10-5, over Clemson.



◆ During the 2015-16 academic year, South Carolina had its best Learfield Sports Directors' Cup finish (all-sports standings) since 2002-03. The Gamecocks had 680 points, which was 31st in the nation and seventh in the SEC.

◆ South Carolina has finished higher than Clemson in 18 of the last 23 years in the Director's Cup Standings, including 16 of the past 18 years. South Carolina's highest finish in that time is 11th, which was set during the 2001-02 academic year. The Gamecocks have never finished out of the top 50 in the Director's Cup Standings.

◆ The combined men's and women's basketball records of 58-11 (84.06%) during the 2015-16 season was the second-best of any school in NCAA Division I (Connecticut, 63-11, 85.14%). The two teams opened their seasons with a combined 30-0 record, which is the best combined start in SEC basketball history.

◆ South Carolina was one of two schools (along with Nebraska) to finish its 2015-16 regular seasons in the Top 25 in average attendance this year in the sports of football, men's and women's basketball and baseball.

◆ South Carolina was one of three programs (and the only one in the SEC) in 2015-16 to have both its men's and women's golf teams make the match play portion of the NCAA Golf Championships.

◆ South Carolina student-athletes continually lead the SEC in community service hours. In 2015-16, Gamecock student-athletes performed a record 11,153 hours of community service. The volleyball team was named the Community Outreach Team of the Year at the 2016 Gamecock Gala.

◆ South Carolina led all SEC schools by placing 381 student-athletes on the 2015-16 SEC Academic Honor Roll. Included in that total were a league-high 94 members on the Fall Honor Roll, which led the conference for the 10th-straight year.

◆ Carolina student-athletes combined to post a 3.278 GPA for the Spring 2016 semester, which was a departmental record and marked the 19th-straight semester in which student-athletes combined for a 3.0 GPA or better.

◆ South Carolina Football has three endowed scholarships. Recipients for endowed scholarships are selected each year by the head coach. The 2016 scholarships and recipients are:

- Marcus Lattimore Endowed Football Scholarship – **T.J. Holloman**
- Tommy Suggs Endowed Quarterback Scholarship – **Perry Orth**
- Wraellen and Larry Winn Endowed Tight End Scholarship – **Hayden Hurst**

◆ Gamecock radio analyst **Tommy Suggs** is one of the longest tenured radio voices in college football. The former standout quarterback who led the Gamecocks to the 1969 ACC Championship, is in his 44th season as part of the radio crew.

◆ South Carolina has won three NCAA Championships (2002 Women's Outdoor Track & Field, 2010 Baseball, 2011 Baseball) and three National Champions (2005 Equestrian, 2007 Equestrian, 2015 Equestrian).

◆ South Carolina will be hosting the 2017 SEC Outdoor Track & Field Championships next May at its newly-renovated track & field complex in the Athletics Village.

◆ South Carolina is in the process of building a new \$50 million Football Operations Center. The proposed facility will be located adjacent to the Jerri and Steve Spurrier Indoor Football Facility. The state-of-the-art facility will provide the coaches and student-athletes with the ability to train and compete at the highest level. It will feature: coaches' offices, locker room, meeting rooms, weight room, training room, dining room, players' lounge and equipment room. Construction is expected to begin in January 2017.



◆ South Carolina has several other fall sports currently in season:

Cross Country: Is coming off a 13th place finish among 26 teams at the Crimson Classic in Tuscaloosa, Ala. Next up is the SEC Championships, scheduled for October 28 in Fayetteville, Ark.

Equestrian: Is 2-1 overall, 1-1 in SEC action and ranked eighth in the country. They are in action on Friday, October 21 vs. New Mexico State.

Men's Soccer: is 8-3-1 overall and leading Conference USA with a 3-0-1 record. They are in action twice this week, versus Wake Forest on Tuesday, October 18, and at Old Dominion on Saturday, October 22.

Women's Soccer: Is ranked second in the nation with a 14-0-1 record, including a perfect 8-0 mark in the SEC. Their 14-game winning streak is a school record. They are on the road twice this week, at Vanderbilt on Thursday, October 20, and at Tennessee on Sunday, October 23.

Volleyball: Is 14-5 overall and 2-5 in SEC play. They are at Kentucky on Friday, October 21.

GAMECOCK ATHLETICS MISSION STATEMENT

Gamecock Athletics develops our student-athletes intellectually, athletically, socially, and culturally to relentlessly compete for championships and high levels of achievement at the University and throughout life in harmony with our University's mission and vision.

GAMECOCK ATHLETICS VISION STATEMENT

We serve as a source of pride and inspiration to our University, our state, our nation and the world by relentlessly competing for championships with integrity, character, and passion.

GAMECOCK ATHLETICS CORE VALUES

Integrity: We expect and consistently demonstrate the highest standards of honesty, sportsmanship and character.

Respect: We hold each other mutually accountable for upholding our values. We honor all people while celebrating each individual's culture, beliefs and ideas.

Positive Student-Athlete Experience: We provide an environment that supports each student-athlete's well-being and success by encouraging personal, academic, and athletic development while at USC and beyond.

Pursuit of Excellence: We passionately and relentlessly pursue the achievement of excellence throughout every aspect of our lives.

Stewardship: We are trustworthy stewards of the reputation of the University, our resources, our relationships, and the experiences of our stakeholders and will demonstrate stewardship through service to our community.

South Carolina Depth Chart

Offense

WR	1 Deebo Samuel	6-0	205	SO-1L	Inman, S.C.
	83 Chavis Dawkins	6-2	200	FR-HS	Duncan, S.C.
WR	14 Jamari Smith	5-10	210	JR-2L	Jacksonville, Fla.
	7 Korey Banks	5-11	180	FR-HS	Tyrone, Ga.
WR	89 Bryan Edwards	6-3	210	FR-HS	Conway, S.C.
	5 Terry Googer	6-4	220	SO-1L	Atlanta, Ga.
	OR 8 Randrecous Davis	5-10	181	FR-HS	Atlanta, Ga.
LT	74 Mason Zandi	6-9	315	SR-3L	Chapin, S.C.
	77 Malik Young	6-3	300	SO-SQ	Pelzer, S.C.
LG	78 Zack Bailey	6-6	315	SO-1L	Summerville, S.C.
	70 Alan Knott	6-4	290	JR-2L	Tyrone, Ga.
OC	51 Cory Helms	6-4	310	JR-SQ	Alpharetta, Ga.
	70 Alan Knott	6-4	290	JR-2L	Tyrone, Ga.
RG	72 Donell Stanley	6-4	325	SO-1L	Floydale, S.C.
	69 D.J. Park	6-4	330	JR-2L	Dillon, S.C.
RT	69 D.J. Park	6-4	330	JR-2L	Dillon, S.C.
	63 Blake Camper	6-8	300	SO-1L	Virginia Beach, Va.
TE	81 Hayden Hurst	6-5	250	SO-1L	Jacksonville, Fla.
	3 K.C. Crosby	6-1	227	SO-1L	Bamberg, S.C.
QB	10 Perry Orth	6-1	200	SR-1L	Ponte Vedra, Fla.
	OR 11 Brandon McIlwain	6-0	205	FR-HS	Newtown, Pa.
	OR 4 Jake Bentley	6-3	223	FR-HS	Opelika, Ala.
RB	25 A.J. Turner	5-10	195	FR-RS	Clifton, Va.
	33 David Williams	6-1	220	JR-2L	Philadelphia, Pa.
	OR 32 Rod Talley	5-10	205	JR-1L	Laurens, S.C.

Defense

DE	8 Marquavius Lewis	6-3	270	SR-1L	Greenwood, S.C.
	92 D.J. Wonnum	6-4	240	FR-HS	Stone Mountain, Ga.
	OR 91 Shameik Blackshear	6-4	265	FR-RS	Bluffton, S.C.
DT	90 Taylor Stallworth	6-2	310	JR-2L	Mobile, Ala.
	18 Keir Thomas	6-2	265	FR-HS	Miami, Fla.
DT	94 Kelsey Griffin	6-2	295	SR-3L	Buford, Ga.
	93 Ulric Jones	6-5	300	JR-SQ	Oxford, Ala.
DE	95 Dante Sawyer	6-3	275	JR-1L	Suwanee, Ga.
	5 Darius English	6-6	245	SR-3L	Powder Springs, Ga.
SLB	11 T.J. Holloman	6-2	230	SR-3L	Stone Mountain, Ga.
	OR 6 Chris Moody	6-1	220	SR-3L	McDonough, Ga.
MLB	28 Jonathan Walton	6-0	230	SR-3L	Daphne, Ala.
	OR 11 T.J. Holloman	6-2	230	SR-3L	Stone Mountain, Ga.
WLB	4 B. Allen-Williams	6-0	230	JR-2L	Ellenwood, Ga.
	OR 11 T.J. Holloman	6-2	230	SR-3L	Stone Mountain, Ga.
CB	16 Rashad Fenton	5-10	190	SO-1L	Miami, Fla.
	22 Steven Montac	5-11	190	SO-JC	Covington, Ga.
S	24 D.J. Smith	5-11	195	JR-2L	Marietta, Ga.
	42 Jordan Diggs	6-0	205	SR-3L	Fort Myers, Fla.
S	17 Chaz Elder	6-2	200	SR-3L	Union City, Ga.
	22 Steven Montac	5-11	190	SO-JC	Covington, Ga.
CB	3 Chris Lammons	5-10	190	JR-2L	Lauderhill, Fla.
	7 Jamarus King	6-2	180	JR-JC	Mobile, Ala.
N	42 Jordan Diggs	6-0	205	SR-3L	Fort Myers, Fla.
	16 Rashad Fenton	5-10	190	SO-1L	Miami, Fla.

Specialists

K	29 Elliott Fry	6-0	170	SR-3L	Frisco, Texas
	20 Joseph Charlton	6-5	185	FR-RS	Columbia, S.C.
P	13 Sean Kelly	5-10	190	SR-1L	Oakland, Fla.
	20 Joseph Charlton	6-5	185	FR-RS	Columbia, S.C.
LS	47 Drew Williams	6-2	215	SR-3L	Irmo, S.C.
	48 Nick McGriff	6-0	225	SO-1L	Gainesville, Fla.
KOR	25 A.J. Turner	5-10	195	FR-RS	Clifton, Va.
	16 Rashad Fenton	5-10	190	SO-1L	Miami, Fla.
PR	16 Rashad Fenton	5-10	190	SO-1L	Miami, Fla.
	3 Chris Lammons	5-10	190	JR-2L	Lauderhill, Fla.
H	13 Sean Kelly	5-10	190	SR-1L	Oakland, Fla.

South Carolina 2016 Numerical Roster

No.	Name	Pos.	Ht.	Wt.	Yr.-Exp	Hometown (High/Last School)
1	Deebo Samuel	WR	6-0	205	SO-1L	Inman, S.C. (Chapman)
3	Chris Lammons	DB	5-10	190	JR-2L	Lauderhill, Fla. (Plantation)
3	K.C. Crosby	TE	6-1	227	SO-1L	Bamberg, S.C. (Bamberg-Ehrhardt)
4	Bryson Allen-Williams	LB	6-0	230	JR-2L	Ellenwood, Ga. (Cedar Grove)
4	Jake Bentley	QB	6-3	223	FR-HS	Opelika, Ala. (Opelika)
5	Darius English	DL	6-6	245	SR-3L	Powder Springs, Ga. (McEachern)
5	Terry Googer	WR	6-4	220	SO-1L	Atlanta, Ga. (Woodward Academy)
6	Chris Moody	DB	6-1	220	SR-3L	McDonough, Ga. (Henry County)
7	Jamarcus King	DB	6-2	180	JR-JC	Mobile, Ala. (Blount/Coffeyville C.C.)
7	Korey Banks	WR	5-11	180	FR-HS	Tyrone, Ga. (Sandy Creek)
8	Marquavius Lewis	DL	6-3	270	SR-1L	Greenwood, S.C. (Greenwood/Hutchinson C.C.)
8	Randrecous Davis	WR	5-10	181	FR-HS	Atlanta, Ga. (Mays)
9	Jerad Washington	WR	5-8	175	FR-RS	Jacksonville, Fla. (First Coast)
9	Sherrrod Pittman	LB	6-0	225	FR-RS	Jacksonville, Fla. (First Coast)
10	Perry Orth	QB	6-1	200	SR-1L	Ponte Vedra, Fla. (Ponte Vedra/ Florida State College)
10	Skai Moore	LB	6-2	220	SR-3L	Cooper City, Fla. (University)
11	T.J. Holloman	LB	6-2	230	SR-3L	Stone Mountain, Ga. (St. Pius X)
11	Brandon McIlwain	QB	6-0	205	FR-HS	Newtown, Pa. (Council Rock North)
12	Michael Scarnecchia	QB	6-4	215	SO-SQ	Fleming Island, Fla. (Fleming Island)
13	Sean Kelly	P	5-10	190	SR-1L	Oakland, Fla. (West Orange/FAU)
13	Jalen Dread	LB	5-10	220	SO-1L	Foley, Ala. (Foley)
14	Jamari Smith	WR	5-10	210	JR-2L	Jacksonville, Fla. (Fletcher)
15	Matrick Belton	WR	6-3	215	SR-1L	Columbia, S.C. (Keenan/Hampton)
16	Rashad Fenton	DB	5-10	190	SO-1L	Miami, Fla. (Miami Carol City)
16	Bailey Hart	QB	6-2	175	FR-HS	Mt. Pleasant, S.C. (Wando)
17	Chaz Elder	DB	6-2	200	SR-3L	Union City, Ga. (Banneker)
18	Danny Gordon	QB	6-0	210	SO-SQ	Worthington, Ohio (Worthington/ Miami (Ohio))
18	Keir Thomas	DL	6-2	265	FR-HS	Miami, Fla. (Miami Central)
19	Lorenzo Nuñez	WR	6-3	205	SO-1L	Kennesaw, Ga. (Harrison)
20	Joseph Charlton	K/P	6-5	185	FR-RS	Columbia, S.C. (A.C. Flora)
21	Antoine Wilder	DB	5-10	185	FR-RS	Riverdale, Ga. (Hapeville Charter)
22	Steven Montac	DB	5-11	190	SO-JC	Covington, Ga. (Newton/Coffeyville C.C.)
22	Montray Feaster	WR	6-4	205	FR-HS	Union, S.C. (Union County)
23	Larenz Bryant	LB	6-0	225	SR-3L	Charlotte, N.C. (Vance)
23	Rico Dowdle	RB	5-11	211	FR-HS	Asheville, N.C. (A.C. Reynolds)
24	D.J. Smith	DB	5-11	195	JR-2L	Marietta, Ga. (Walton)
24	Garrett Frederick	WR	5-11	180	FR-HS	Plano, Texas (Plano)
25	A.J. Turner	RB	5-10	195	FR-RS	Clifton, Va. (Centreville)
26	Jasper Sasser	DB	6-0	210	JR-1L	Jacksonville, Fla. (Wolfson)
27	Ty'Son Williams	RB	6-0	220	SO-TR	Sumter, S.C. (Crestwood/N. Carolina)
28	Jonathan Walton	LB	6-0	230	SR-3L	Daphne, Ala. (Bayside Academy)
29	Elliott Fry	PK	6-0	170	SR-3L	Frisco, Texas (Prince of Peace Christian)
30	Darius Paulk	RB	5-8	205	SR-1L	Columbia, S.C. (Richland Northeast/ North Greenville)
30	Shannon James	DB	5-7	160	SR-SQ	Florence, S.C. (South Florence)
31	Chris Smith	DB	5-10	180	FR-HS	Rock Hill, S.C. (South Pointe)
32	Rod Talley	RB	5-10	205	JR-1L	Laurens, S.C. (Laurens/Gardner-Webb)
32	Brett Shore	LB	5-11	210	JR-HS	Irmo, S.C. (Dutch Fork/Tyler J.C.)
33	David Williams	RB	6-1	220	JR-2L	Philadelphia, Pa. (Imhotep Charter)
34	Scott Grant	DB	5-10	185	SO-SQ	Laurens, S.C. (Laurens)
34	Mon Denson	RB	5-10	215	FR-RS	LaGrange, Ga. (LaGrange)
35	Daniel Fennell	DL	6-3	235	FR-RS	Loganville, Ga. (Grayson)
36	C.J. Freeman	RB	5-11	200	FR-HS	Greensboro, N.C. (Northern Guilford)
36	Morgan Vest	DB	6-0	190	FR-HS	Leander, Texas (Rouse)
39	Rivers Bedenbaugh	TE	6-2	256	JR-1L	Leesville, S.C. (Lexington/Georgia Southern)
39	Demetrius Smalls	DB	5-9	170	JR-SQ	Bluffton, S.C. (Bluffton)
40	Jacob August	TE	6-6	248	SO-SQ	Elgin, S.C. (Cardinal Newman/ Fork Union)
40	Jason Senn	DB	5-8	195	FR-RS	Beaufort, S.C. (Beaufort)

No.	Name	Pos.	Ht.	Wt.	Yr.-Exp	Hometown (High/Last School)
41	Tyler Ragsdale	LB	6-0	220	FR-RS	Mt. Pleasant, S.C. (Wando)
42	Jordan Diggs	DB	6-0	205	SR-3L	Fort Myers, Fla. (Island Coast)
42	Alexander Woznick	PK	5-11	160	FR-HS	Greenville, S.C. (Eastside)
43	Benji Russell	DB	6-0	200	JR-SQ	Atlanta, Ga. (Woodward Academy)
44	T.J. Brunson	LB	6-1	225	FR-HS	Columbia, S.C. (Richland Northeast)
44	Adrian McGee	RB	5-11	185	FR-HS	Greer, S.C. (Greer)
45	Ben Asbury	LS	5-10	210	SO-TR	Atlanta, Ga. (Holy Innocents' Episcopal/ Berry College)
45	Spencer Eason-Riddle	LB	5-11	226	FR-HS	Raleigh, N.C. (Leesville Road)
46	Trey Mitchell	LB	6-2	210	FR-HS	Lexington, S.C. (Lexington)
46	Harrison Freeman	LS	6-4	235	FR-HS	Raleigh, N.C. (Leesville Road)
47	Drew Williams	LS	6-2	215	SR-3L	Irmo, S.C. (Dutch Fork)
48	Nick McGriff	LS	6-0	225	SO-1L	Gainesville, Fla. (Gainesville)
48	Dexter Wideman	DL	6-4	280	FR-RS	Saluda, S.C. (Saluda/Camden Military)
49	Boosie Whitlow	DL	6-3	240	SO-1L	Opelika, Ala. (Opelika)
50	Sadarius Hutcherson	OL	6-4	273	FR-HS	Huntingdon, Tenn. (Huntingdon)
50	Griffin Gentry	DL	6-1	246	FR-HS	Birmingham, Ala. (Homewood)
51	Cory Helms	OL	6-4	310	JR-SQ	Alpharetta, Ga. (Milton/Wake Forest)
52	Jajuan Blankenship	DL	6-0	265	FR-HS	Anderson, S.C. (T.L. Hanna)
55	Christian Pellation	OL	6-6	305	SO-1L	Brooksville, Fla. (Nature Coast Tech)
57	Hassan Belton	LB	6-0	215	SO-TR	Blythewood, S.C. (Blythewood/ Western Carolina)
59	Logan Crane	LS	6-3	245	FR-RS	Dartmouth, Mass. (Dartmouth)
60	Chandler Farrell	OL	6-2	280	FR-HS	Summerville, S.C. (Summerville)
61	Javion Duncan	DL	6-0	260	SO-TR	Simpsonville, S.C. (Woodmont/Citadel)
61	Cameron Johnson	OL	6-8	300	FR-HS	Bennettsville, S.C. (Marlboro County)
63	Blake Camper	OL	6-8	300	SO-1L	Virginia Beach, Va. (Frank W. Cox)
65	Pika Leota	OL	6-4	315	FR-HS	Asheville, N.C. (Asheville)
66	Will Putnam	OL	6-5	282	FR-HS	Harrisburg, N.C. (Hickory Ridge)
67	Ryan Green	OL	6-4	265	SO-TR	James Island, S.C. (James Island/ Presbyterian)
69	D.J. Park	OL	6-4	330	JR-2L	Dillon, S.C. (Dillon)
70	Alan Knott	OL	6-4	290	JR-2L	Tyrone, Ga. (Sandy Creek)
72	Donell Stanley	OL	6-4	325	SO-1L	Floydale, S.C. (Latta)
74	Mason Zandi	OL	6-9	315	SR-3L	Chapin, S.C. (Chapin)
75	Darius Whitfield	OL	6-2	286	FR-HS	Mobile, Ala. (St. Paul's Episcopal)
77	Malik Young	OL	6-3	300	SO-SQ	Pelzer, S.C. (Woodmont)
78	Zack Bailey	OL	6-6	315	SO-1L	Summerville, S.C. (Summerville)
79	Trey Derouen	OL	6-3	310	FR-RS	Lilburn, Ga. (Parkview)
80	Shemar Glenn	WR	6-1	175	FR-HS	Union, S.C. (Union County/USC-Union)
81	Hayden Hurst	TE	6-5	250	SO-1L	Jacksonville, Fla. (The Bolles School)
82	Evan Hinson	TE	6-4	238	FR-HS	Deltona, Fla. (Deltona)
83	Chavis Dawkins	WR	6-2	200	FR-HS	Duncan, S.C. (Byrnes)
84	Kyle Markway	TE	6-5	245	SO-1L	St. Louis, Mo. (St. John Vianney)
85	Devin Dingle	WR	5-10	180	FR-RS	Summerville, S.C. (Cane Bay)
85	Michael Almond	K/P	6-3	222	FR-RS	North Augusta, S.C. (Westminster)
86	Robert Tucker III	TE	6-3	238	FR-HS	Atlanta, Ga. (B.E.S.T. Academy)
87	Kiel Pollard	TE	6-0	230	FR-HS	Moultrie, Ga. (Colquitt County)
88	Javon Charleston	WR	6-0	195	FR-RS	Gurnee, Ill. (Warren)
89	Bryan Edwards	WR	6-3	210	FR-HS	Conway, S.C. (Conway)
90	Taylor Stallworth	DL	6-2	310	JR-2L	Mobile, Ala. (Murphy)
90	Wyman Baxley	LS	6-2	195	FR-HS	Athens, Ga. (Athens Academy)
91	Shameik Blackshear	DL	6-4	265	FR-RS	Bluffton, S.C. (Bluffton)
92	D.J. Wonnum	DL	6-4	240	FR-HS	Stone Mountain, Ga. (Stephenson)
93	Ulric Jones	DL	6-5	300	JR-SQ	Oxford, Ala. (Oxford/Butler C.C.)
94	Kelsey Griffin	DL	6-2	295	SR-3L	Buford, Ga. (Mill Creek)
95	Dante Sawyer	DL	6-3	275	JR-1L	Suwanee, Ga. (North Gwinnett/ East Mississippi C.C.)
96	Aaron Thompson	DL	6-3	271	FR-HS	Fort Lauderdale, Fla. (Dillard)
97	Kobe Smith	DL	6-2	305	FR-HS	Lawrenceville, Ga. (Archer)
98	Stephon Taylor	DL	6-4	293	FR-HS	New Orleans, La. (McDonogh 35)
99	Abu Lamin	DL	6-4	310	SR-2L	Fayetteville, N.C. (Trinity Christian/ Fort Scott C.C.)

South Carolina 2016 Alphabetical Roster

No.	Name	Pos.	Ht.	Wt.	Yr.-Exp	Hometown (High/Last School)
4	Bryson Allen-Williams	LB	6-0	230	JR-2L	Ellenwood, Ga. (Cedar Grove)
85	Michael Almond	K/P	6-3	222	FR-RS	North Augusta, S.C. (Westminster)
45	Ben Asbury	LS	5-10	210	SO-TR	Atlanta, Ga. (Holy Innocents' Episcopal/Berry College)
40	Jacob August	TE	6-6	248	SO-SQ	Elgin, S.C. (Cardinal Newman/Fork Union)
78	Zack Bailey	OL	6-6	315	SO-1L	Summerville, S.C. (Summerville)
7	Korey Banks	WR	5-11	180	FR-HS	Tyrone, Ga. (Sandy Creek)
90	Wyman Baxley	LS	6-2	195	FR-HS	Athens, Ga. (Athens Academy)
39	Rivers Bedenbaugh	TE	6-2	256	JR-1L	Leesville, S.C. (Lexington/Georgia Southern)
57	Hassan Belton	LB	6-0	215	SO-TR	Blythewood, S.C. (Blythewood/Western Carolina)
15	Matrick Belton	WR	6-3	215	SR-1L	Columbia, S.C. (Keenan/Hampton)
4	Jake Bentley	QB	6-3	223	FR-HS	Opelika, Ala. (Opelika)
91	Shameik Blackshear	DL	6-4	265	FR-RS	Bluffton, S.C. (Bluffton)
52	Jajuan Blankenship	DL	6-0	265	FR-HS	Anderson, S.C. (T.L. Hanna)
44	T.J. Brunson	LB	6-1	225	FR-HS	Columbia, S.C. (Richland Northeast)
23	Larenz Bryant	LB	6-0	225	SR-3L	Charlotte, N.C. (Vance)
63	Blake Camper	OL	6-8	300	SO-1L	Virginia Beach, Va. (Frank W. Cox)
88	Javon Charleston	WR	6-0	195	FR-RS	Gurnee, Ill. (Warren)
20	Joseph Charlton	K/P	6-5	185	FR-RS	Columbia, S.C. (A.C. Flora)
59	Logan Crane	LS	6-3	245	FR-RS	Dartmouth, Mass. (Dartmouth)
3	K.C. Crosby	TE	6-1	227	SO-1L	Bamberg, S.C. (Bamberg-Ehrhardt)
8	Randrecous Davis	WR	5-10	181	FR-HS	Atlanta, Ga. (Mays)
83	Chavis Dawkins	WR	6-2	200	FR-HS	Duncan, S.C. (Byrnes)
34	Mon Denson	RB	5-10	215	FR-RS	LaGrange, Ga. (LaGrange)
79	Trey Derouen	OL	6-3	310	FR-RS	Lilburn, Ga. (Parkview)
42	Jordan Diggs	DB	6-0	205	SR-3L	Fort Myers, Fla. (Island Coast)
85	Devin Dingle	WR	5-10	180	FR-RS	Summerville, S.C. (Cane Bay)
23	Rico Dowdle	RB	5-11	211	FR-HS	Asheville, N.C. (A.C. Reynolds)
13	Jalen Dread	LB	5-10	220	SO-1L	Foley, Ala. (Foley)
61	Javion Duncan	DL	6-0	260	SO-TR	Simpsonville, S.C. (Woodmont/Citadel)
45	Spencer Eason-Riddle	LB	5-11	226	FR-HS	Raleigh, N.C. (Leesville Road)
89	Bryan Edwards	WR	6-3	210	FR-HS	Conway, S.C. (Conway)
17	Chaz Elder	DB	6-2	200	SR-3L	Union City, Ga. (Bancker)
5	Darius English	DL	6-6	245	SR-3L	Powder Springs, Ga. (McEachern)
60	Chandler Farrell	OL	6-2	280	FR-HS	Summerville, S.C. (Summerville)
22	Montray Feaster	WR	6-4	205	FR-HS	Union, S.C. (Union County)
35	Daniel Fennell	DL	6-3	235	FR-RS	Loganville, Ga. (Grayson)
16	Rashad Fenton	DB	5-10	190	SO-1L	Miami, Fla. (Miami Carol City)
24	Garrett Frederick	WR	5-11	180	FR-HS	Plano, Texas (Plano)
36	C.J. Freeman	RB	5-11	200	FR-HS	Greensboro, N.C. (Northern Guilford)
46	Harrison Freeman	LS	6-4	235	FR-HS	Raleigh, N.C. (Leesville Road)
29	Elliott Fry	PK	6-0	170	SR-3L	Frisco, Texas (Prince of Peace Christian)
50	Griffin Gentry	DL	6-1	246	FR-HS	Birmingham, Ala. (Homewood)
80	Shemar Glenn	WR	6-1	175	FR-HS	Union, S.C. (Union County/USC-Union)
5	Terry Googer	WR	6-4	220	SO-1L	Atlanta, Ga. (Woodward Academy)
18	Danny Gordon	QB	6-0	210	SO-SQ	Worthington, Ohio (Worthington/Miami (Ohio))
34	Scott Grant	DB	5-10	185	SO-SQ	Laurens, S.C. (Laurens)
67	Ryan Green	OL	6-4	265	SO-TR	James Island, S.C. (James Island/Presbyterian)
94	Kelsey Griffin	DL	6-2	295	SR-3L	Buford, Ga. (Mill Creek)
16	Bailey Hart	QB	6-2	175	FR-HS	Mt. Pleasant, S.C. (Wando)
51	Cory Helms	OL	6-4	310	JR-SQ	Alpharetta, Ga. (Milton/Wake Forest)
82	Evan Hinson	TE	6-4	238	FR-HS	Deltona, Fla. (Deltona)
11	T.J. Holloman	LB	6-2	230	SR-3L	Stone Mountain, Ga. (St. Pius X)
81	Hayden Hurst	TE	6-5	250	SO-1L	Jacksonville, Fla. (The Bolles School)
50	Sadarius Hutcherson	OL	6-4	273	FR-HS	Huntingdon, Tenn. (Huntingdon)
30	Shannon James	DB	5-7	160	SR-SQ	Florence, S.C. (South Florence)
61	Cameron Johnson	OL	6-8	300	FR-HS	Bennettsville, S.C. (Marlboro County)
93	Ulric Jones	DL	6-5	300	JR-SQ	Oxford, Ala. (Oxford/Butler C.C.)

No.	Name	Pos.	Ht.	Wt.	Yr.-Exp	Hometown (High/Last School)
13	Sean Kelly	P	5-10	190	SR-1L	Oakland, Fla. (West Orange/FAU)
7	Jamarus King	DB	6-2	180	JR-JC	Mobile, Ala. (Blount/Coffeyville C.C.)
70	Alan Knott	OL	6-4	290	JR-2L	Tyrone, Ga. (Sandy Creek)
99	Abu Lamin	DL	6-4	310	SR-2L	Fayetteville, N.C. (Trinity Christian/Fort Scott C.C.)
3	Chris Lammons	DB	5-10	190	JR-2L	Lauderhill, Fla. (Plantation)
65	Pika Leota	OL	6-4	315	FR-HS	Asheville, N.C. (Asheville)
8	Marquavius Lewis	DL	6-3	270	SR-1L	Greenwood, S.C. (Greenwood/Hutchinson C.C.)
84	Kyle Markway	TE	6-5	245	SO-1L	St. Louis, Mo. (St. John Vianney)
44	Adrian McGee	RB	5-11	185	FR-HS	Greer, S.C. (Greer)
48	Nick McGriff	LS	6-0	225	SO-1L	Gainesville, Fla. (Gainesville)
11	Brandon McIlwain	QB	6-0	205	FR-HS	Newtown, Pa. (Council Rock North)
46	Trey Mitchell	LB	6-2	210	FR-HS	Lexington, S.C. (Lexington)
22	Steven Montac	DB	5-11	190	SO-JC	Covington, Ga. (Newton/Coffeyville C.C.)
6	Chris Moody	DB	6-1	220	SR-3L	McDonough, Ga. (Henry County)
10	Skai Moore	LB	6-2	220	SR-3L	Cooper City, Fla. (University)
19	Lorenzo Nuñez	WR	6-3	205	SO-1L	Kennesaw, Ga. (Harrison)
10	Perry Orth	QB	6-1	200	SR-1L	Ponte Vedra, Fla. (Ponte Vedra/Florida State College)
69	D.J. Park	OL	6-4	330	JR-2L	Dillon, S.C. (Dillon)
30	Darius Paulk	RB	5-8	205	SR-1L	Columbia, S.C. (Richland Northeast/North Greenville)
55	Christian Pellage	OL	6-6	305	SO-1L	Brooksville, Fla. (Nature Coast Tech)
9	Sherrad Pittman	LB	6-0	225	FR-RS	Jacksonville, Fla. (First Coast)
87	Kiel Pollard	TE	6-0	230	FR-HS	Moultrie, Ga. (Colquitt County)
66	Will Putnam	OL	6-5	282	FR-HS	Harrisburg, N.C. (Hickory Ridge)
41	Tyler Ragsdale	LB	6-0	220	FR-RS	Mt. Pleasant, S.C. (Wando)
43	Benji Russell	DB	6-0	200	JR-SQ	Atlanta, Ga. (Woodward Academy)
1	Deebo Samuel	WR	6-0	205	SO-1L	Inman, S.C. (Chapman)
26	Jasper Sasser	DB	6-0	210	JR-1L	Jacksonville, Fla. (Wolfson)
95	Dante Sawyer	DL	6-3	275	JR-1L	Suwanee, Ga. (North Gwinnett/East Mississippi C.C.)
12	Michael Scarnecchia	QB	6-4	215	SO-SQ	Fleming Island, Fla. (Fleming Island)
40	Jason Senn	DB	5-8	195	FR-RS	Beaufort, S.C. (Beaufort)
32	Brett Shore	LB	5-11	210	JR-HS	Irmo, S.C. (Dutch Fork/Tyler J.C.)
39	Demetrius Smalls	DB	5-9	170	JR-SQ	Bluffton, S.C. (Bluffton)
31	Chris Smith	DB	5-10	180	FR-HS	Rock Hill, S.C. (South Pointe)
24	D.J. Smith	DB	5-11	195	JR-2L	Marietta, Ga. (Walton)
14	Jamari Smith	WR	5-10	210	JR-2L	Jacksonville, Fla. (Fletcher)
97	Kobe Smith	DL	6-2	305	FR-HS	Lawrenceville, Ga. (Archer)
90	Taylor Stallworth	DL	6-2	310	JR-2L	Mobile, Ala. (Murphy)
72	Donell Stanley	OL	6-4	325	SO-1L	Floydale, S.C. (Latta)
32	Rod Talley	RB	5-10	205	JR-1L	Laurens, S.C. (Laurens/Gardner-Webb)
98	Stephon Taylor	DL	6-4	293	FR-HS	New Orleans, La. (McDonogh 35)
18	Keir Thomas	DL	6-2	265	FR-HS	Miami, Fla. (Miami Central)
96	Aaron Thompson	DL	6-3	271	FR-HS	Fort Lauderdale, Fla. (Dillard)
86	Robert Tucker III	TE	6-3	238	FR-HS	Atlanta, Ga. (B.E.S.T. Academy)
25	A.J. Turner	RB	5-10	195	FR-RS	Clifton, Va. (Centreville)
36	Morgan Vest	DB	6-0	190	FR-HS	Leander, Texas (Rouse)
28	Jonathan Walton	LB	6-0	230	SR-3L	Daphne, Ala. (Bayside Academy)
9	Jerad Washington	WR	5-8	175	FR-RS	Jacksonville, Fla. (First Coast)
75	Darius Whitfield	OL	6-2	286	FR-HS	Mobile, Ala. (St. Paul's Episcopal)
49	Boosie Whitlow	DL	6-3	240	SO-1L	Opelika, Ala. (Opelika)
48	Dexter Wideman	DL	6-4	280	FR-RS	Saluda, S.C. (Saluda/Camden Military)
21	Antoine Wilder	DB	5-10	185	FR-RS	Riverdale, Ga. (Hapeville Charter)
33	David Williams	RB	6-1	220	JR-2L	Philadelphia, Pa. (Imhotep Charter)
47	Drew Williams	LS	6-2	215	SR-3L	Irmo, S.C. (Dutch Fork)
27	Ty'Son Williams	RB	6-0	220	SO-TR	Sumter, S.C. (Crestwood/N. Carolina)
92	D.J. Wonnum	DL	6-4	240	FR-HS	Stone Mountain, Ga. (Stephenson)
42	Alexander Woznick	PK	5-11	160	FR-HS	Greenville, S.C. (Eastside)
77	Malik Young	OL	6-3	300	SO-SQ	Pelzer, S.C. (Woodmont)
74	Mason Zandi	OL	6-9	315	SR-3L	Chapin, S.C. (Chapin)

Head Coach Will Muschamp



Will MUSCHAMP

HEAD COACH
First Year at South Carolina



Will Muschamp was introduced as the University of South Carolina's 34th head football coach in a press conference held at Williams-Brice Stadium on Dec. 7, 2015.

Regarded as an outstanding defensive mind, Muschamp, 45, is a 21-year coaching veteran, including 13 years in the Southeastern Conference. He has previous head coaching experience, posting a 28-21 record (.571) at the University of Florida from 2011-14. He led the Gators to three bowl games in his four seasons in Gainesville and was recognized as the SEC Coach of the Year in 2012 after guiding Florida to an 11-2 record and a Top-10 finish.

The Rome, Ga., native has coached in two national championship games (2003 and 2009), winning with LSU in 2003, and coached in a pair of BCS bowl games, following the 2008 and 2012 seasons. Muschamp has coached in the SEC Championship Game twice and once in the Big 12 Championship Game, winning all three. In addition, he was a finalist for the 2007 Broyles Award presented to the nation's top assistant coach.

Muschamp most recently served as the defensive coordinator at Auburn University in 2015, his third stint as an SEC defensive coordinator. He also held that title with Auburn from 2006-07 and at LSU from 2002-04. In his six seasons as an SEC defensive coordinator, Muschamp's units ranked among the nation's Top-10 in total defense and in scoring defense five times.

Prior to taking the reins at Florida, Muschamp served as the defensive coordinator at the University of Texas from 2008-10. Under his guidance, the Longhorn defense ranked No. 1 in the nation with 119 sacks, and ranked in the Top-10 nationally allowing 2.9 yards per rushing attempt (third), 96.7 rushing yards per game (fourth), and 297.4 yards per game (seventh), all Big 12 bests during that span. In 2009, the Longhorns played in the BCS National Championship game. Under Muschamp's tutelage at Texas, Brian Orakpo won the 2008 Rotary Lombardi, Bronko Nagurski and Ted Hendricks awards. In the 2009 and 2010 NFL Drafts, Muschamp

had a combined eight players drafted, seven in the first four rounds, including first-rounders, Brian Orakpo and Earl Thomas.

Muschamp served with the NFL's Miami Dolphins as Assistant Head Coach for Defense in 2005 under Nick Saban.

Muschamp's first full-time coaching experience in the SEC came at LSU. He was the Tigers' linebacker coach for one season before being elevated to defensive coordinator from 2002-04. His 2003 defense helped the Tigers to the national championship by leading the nation both in scoring defense (11.0 points per game) and total defense (252.0 yards per game), while finishing second nationally in pass efficiency defense (89.8) and third in rushing defense (67.0 yards per game).

In four of his nine seasons as an FBS defensive coordinator, his teams have allowed less than 100 rushing yards per game and twice led the nation in rushing defense. His 2003 LSU defense led the country by allowing 67 yards per game on the ground, the best mark by an SEC team in the 2000s, while Texas gave up just 73.1 yards on the ground in 2009 to pace the nation.

The 1994 Georgia graduate moved immediately into coaching, working as a graduate assistant at Auburn from 1995-96, earning his master's degree in 1996. He served as a secondary coach at West Georgia (1998) and Eastern Kentucky (1999) before moving on to his first defensive coordinator position at Valdosta State for the 2000 season, where he helped the Blazers to a 10-2 record and the Gulf South championship.

During his playing career at Georgia, Muschamp earned his way from walk-on to scholarship player by the spring of his redshirt freshman season and eventually was named co-captain his senior season. A safety on the gridiron, he earned a spot on the SEC Academic Honor Roll in 1993.

Born August 3, 1971, Muschamp and his wife, the former Carol Davis, have two sons, Jackson and Whit.

THE MUSCHAMP FILE



PERSONAL

Full Name: William Larry Muschamp
Born: August 3, 1971
Hometown: Rome, Ga.
Wife: Carol
Children: Jackson and Whit
College: Georgia (1994)
Auburn (1996)

COACHING EXPERIENCE

2016 South Carolina Head Coach
2015 Auburn Defensive Coord.
2011-14 Florida Head Coach
2008-10 Texas DC/Linebackers
2006-07 Auburn DC/Defensive Backs
2005 Miami (NFL) AHC/Defense
2001-04 LSU DC/Linebackers
2000 Valdosta State DC/DBs
1999 Eastern Kentucky Def. Backs
1998 West Georgia Def. Backs
1995-96 Auburn Graduate Assistant

BOWL EXPERIENCE

2013 Sugar
2012 Gator
2010 BCS National Championship
2009 Fiesta
2007 Chick-fil-A
2007 Cotton
2005 Capital One
2004 BCS National Championship
2003 Cotton
2002 Sugar
1996 Independence
1995 Outback
1993 Citrus
1991 Independence



Head Coach Will Muschamp by the Numbers

Muschamp Year-by-Year

Year	School	Overall Record	Conference Record/Finish
2011	Florida	7-6	3-5/3rd in East
2012	Florida	11-2	7-1/T1st in East
2013	Florida	4-8	3-5/5th in East
2014	Florida	6-5	4-4/3rd in East
2016	S. Carolina	2-4	1-4
TOTALS		30-25	18-19

Muschamp vs. Opponents

Alabama	0-2	Georgia.....	1-4	Ohio State.....	1-0
Arkansas.....	1-0	Georgia Southern.....	0-1	South Carolina.....	1-3
Auburn.....	0-1	Jacksonville State.....	1-0	Tennessee.....	4-0
Bowling Green.....	1-0	Kentucky.....	4-1	Texas A&M.....	1-1
East Carolina.....	1-0	Louisiana.....	1-0	Toledo.....	1-0
Eastern Kentucky.....	1-0	Louisiana State.....	1-3	UAB.....	1-0
Eastern Michigan.....	1-0	Louisville.....	0-1	Vanderbilt.....	4-1
Florida Atlantic.....	1-0	Miami (Fla.).....	0-1	TOTALS.....	30-25
Florida State.....	1-3	Mississippi State.....	0-1		
Furman.....	1-0	Missouri.....	1-2		

2011 FLORIDA Record: 7-6, 3-5 SEC (3rd in East)

Date	Opponent	W/L	Score	Att	TV	TMP	Rankings	FLA	-FLA Rushing-	-FLA Passing-	FLA	Total	Opp	-Opp Rushing-	-Opp. Passing-	Opp.	Total									
							FLA	Opp	FD	Att	Yds	TD	A-C-I	Yds	TD	Plays	Yds	FD	Att	Yds	TD	A-C-I	Yds	TD	Plays	Yds
09/03	Florida Atlantic	W	41-3	88,708	ESPN	88	22	-	30	33	197	3	36-25-3	271	1	69	468	11	30	30	0	27-14-0	107	0	57	137
09/10	UAB	W	39-0	87,473	FSN	88	18	-	28	55	300	4	20-13-0	212	0	75	512	11	23	71	0	29-15-0	141	0	52	212
09/17	Tennessee*	W	33-23	90,744	CBS	87	16	-	17	40	134	1	23-14-0	213	2	63	347	23	21	-9	0	48-26-2	288	3	69	279
09/24	at Kentucky*	W	48-10	65,134	ESPN	66	15	-	17	46	405	4	18-8-1	115	1	64	520	16	36	134	0	18-8-1	165	1	80	299
10/01	Alabama*	L	10-38	90,888	CBS	72	12	3	9	29	15	0	23-14-1	207	1	52	222	21	43	226	4	25-12-0	140	0	68	366
10/08	at LSU*	L	11-41	93,022	CBS	87	17	1	9	32	113	0	16-9-2	100	1	48	213	20	49	238	3	14-10-0	215	2	63	453
10/15	at Auburn*	L	6-17	87,451	ESPN	77	-	24	14	30	66	0	29-15-1	128	0	59	194	13	43	155	1	16-7-0	123	1	59	278
10/29	vs Georgia*	L	20-24	84,524	CBS	68	-	22	11	22	-19	0	34-12-0	245	1	56	226	23	49	185	1	34-15-1	169	2	83	354
11/05	Vanderbilt*	W	26-21	90,144	SECN	59	-	-	26	46	197	3	25-17-0	213	0	71	410	18	33	80	1	28-19-0	297	2	61	377
11/12	at South Carolina*	L	12-17	80,250	CBS	60	-	15	17	34	142	1	23-13-0	119	0	57	261	16	52	215	2	13-7-1	84	0	65	299
11/19	Furman	W	54-32	84,674	PPV	71	-	-	19	31	124	1	28-16-0	329	4	59	453	20	45	233	2	27-15-2	213	2	72	446
11/26	Florida State	L	7-21	90,798	ESPN2	68	-	-	11	33	54	0	29-14-4	130	1	62	184	7	46	30	2	13-6-0	65	0	59	95
01/02	vs Ohio State	W	24-17	61,312	ESPN2	59	-	-	14	38	131	0	16-12-1	132	1	54	263	20	37	137	0	23-18-0	162	2	60	299

TaxSlayer.com Gator Bowl

2012 FLORIDA Record: 11-2, 7-1 SEC (T1st in East)

Date	Opponent	W/L	Score	Att	TV	TMP	Rankings	FLA	-FLA Rushing-	-FLA Passing-	FLA	Total	Opp	-Opp Rushing-	-Opp. Passing-	Opp.	Total									
							FLA	Opp	FD	Att	Yds	TD	A-C-I	Yds	TD	Plays	Yds	FD	Att	Yds	TD	A-C-I	Yds	TD	Plays	Yds
09/01	Bowling Green	W	27-14	84,704	ESPN	91	23	-	14	42	220	2	21-13-0	145	1	63	365	22	27	101	2	52-25-1	226	0	79	327
09/08	at Texas A&M*	W	20-17	87,114	ESPN	83	24	-	21	48	142	2	17-14-0	165	0	65	307	21	38	134	2	31-24-0	200	0	69	334
09/15	at Tennessee*	W	37-20	102,455	ESPN	83	18	23	20	43	336	2	20-14-0	219	2	63	555	19	28	83	1	44-22-2	257	2	72	340
09/22	Kentucky*	W	38-0	87,102	SECN	82	14	-	22	45	200	3	27-18-1	203	1	72	403	12	32	159	0	27-8-3	60	0	59	219
10/06	LSU*	W	14-6	90,824	CBS	86	10	4	22	58	176	2	21-8-0	61	0	70	237	8	25	42	0	25-11-1	158	0	50	200
10/13	at Vanderbilt*	W	31-17	40,350	ESPN	76	4	-	15	35	326	3	20-11-0	77	0	55	403	23	47	126	1	31-17-0	237	1	78	363
10/20	South Carolina*	W	44-11	90,833	CBS	79	3	9	14	48	89	2	17-12-0	94	4	65	183	17	26	36	0	40-17-1	155	0	66	191
10/27	vs Georgia*	L	9-17	84,644	CBS	72	3	12	15	40	75	0	29-16-2	191	0	69	266	14	35	123	1	24-12-3	150	1	59	273
11/03	Missouri*	W	14-7	90,496	ESPN2	73	8	-	11	33	170	1	23-12-0	106	1	56	276	23	35	99	1	51-24-4	236	0	86	335
11/10	Louisiana	W	27-20	86,482	SECN	72	7	-	22	58	176	2	12-8-0	61	0	70	237	8	25	42	0	25-11-1	158	0	50	200
11/17	Jacksonville State	W	23-0	82,691	PPV	63	7	-	18	36	202	1	22-14-0	154	0	58	356	12	29	48	0	28-16-1	194	0	57	242
11/24	at Florida State	W	37-26	83,429	ABC	66	6	10	21	47	244	3	25-16-0	150	1	72	394	20	25	112	2	36-19-3	188	1	61	300
01/02	vs Louisville	L	23-33	54,178	ESPN	Indoors	4	21	17	30	111	1	29-16-2	175	1	59	286	23	36	70	1	32-20-1	266	2	68	336

Sugar Bowl

2013 FLORIDA Record: 4-8, 3-5 SEC (5th in East)

Date	Opponent	W/L	Score	Att	TV	TMP	Rankings	FLA	-FLA Rushing-	-FLA Passing-	FLA	Total	Opp	-Opp Rushing-	-Opp. Passing-	Opp.	Total									
							FLA	Opp	FD	Att	Yds	TD	A-C-I	Yds	TD	Plays	Yds	FD	Att	Yds	TD	A-C-I	Yds	TD	Plays	Yds
08/31	Toledo	W	24-6	83,604	SECTV	87	10	-	22	48	262	2	22-17-0	153	1	70	415	12	38	17	1	38-17-1	155	0	54	205
09/07	at Miami (Fla.)	L	16-21	76,968	ESPN	81	12	24	22	44	122	1	33-22-2	291	1	77	413	10	28	50	1	25-12-1	162	2	53	212
09/21	Tennessee*	W	31-17	90,074	CBS	88	19	-	20	56	215	3	20-11-1	167	1	76	382	12	23	66	0	34-14-1	154	1	57	220
09/28	at Kentucky*	W	24-7	62,076	ESPN	78	20	-	22	45	246	2	18-15-1	156	1	63	402	12	21	48	1	26-17-1	125	0	47	173
10/05	Arkansas*	W	30-10	90,943	ESPN2	84	18	-	17	41	115	0	22-16-0	240	3	63	355	17	29	111	1	43-17-1	164	0	72	275
10/12	at LSU*	L	6-17	92,980	CBS	85	17	10	21	40	111	0	28-16-0	129	0	68	240	21	39	175	2	17-9-0	152	0	56	327
10/19	at Missouri*	L	17-36	67,124	SECTV	45	22	14	11	31	59	1	29-15-1	92	0	60	151	24	37	205	2	36-18-1	295	1	73	500
11/02	vs Georgia*	L	20-23	84,693	CBS	69	-	-	18	41	145	2	29-13-0	174	0	70	319	21	35	156	1	26-16-0	258	1	61	414
11/09	Vanderbilt*	L	17-34	88,004	FSN	73	-	-	26	34	39	1	46-30-3	305	1	80	344	13	44	126	4	12-6-0	57	0	56	183
11/16	at South Carolina*	L	14-19	83,853	ESPN2	65	-	11	15	41	200	2	14-10-1	107	0	55	307	15	35	164	0	28-14-0	213	1	63	377
11/23	Georgia Southern	L	20-26	82,459	PPV	81	-	-	15	37	157	0	25-14-0	122	2	62	279	16	54	429	4	3-0-0	0	0	57	429
11/30	Florida State	L	7-37	90,454	ESPN	63	-	2	8	24	78	0	25-20-0	115	1	49	193	20	32	129	1	31-19-1	327	3	63	456

2014 FLORIDA Record: 6-5, 4-4 SEC (3rd in East)

Date	Opponent	W/L	Score	Att	TV	TMP	Rankings	FLA	-FLA Rushing-	-FLA Passing-	FLA	Total	Opp	-Opp Rushing-	-Opp. Passing-	Opp.	Total									
							FLA	Opp	FD	Att	Yds	TD	A-C-I	Yds	TD	Plays	Yds	FD	Att	Yds	TD	A-C-I	Yds	TD	Plays	Yds
08/30	Idaho	No Contest	-	-	ESPN	-	-	-	-	-	-	-	-	-	-	-	-	-	-	-	-	-	-	-	-	-
09/06	Eastern Michigan	W	65-0	81,04																						

Assistant Coaches



Bobby Bentley
Running Backs
First Year
SIDELINE



Bryan McClendon
*Co-Offensive
Coordinator/
Wide Receivers*
1st Year
SIDELINE



Kurt Roper
*Co-Offensive
Coordinator/
Quarterbacks*
1st Year
PRESS BOX



Shawn Elliott
Offensive Line
Seventh Year
SIDELINE



Mike Peterson
Outside Linebackers
First Year
PRESS BOX



Lance Thompson
*Assistant Head
Coach - Defense/
Defensive Line*
First Year
SIDELINE



Coleman Hutzler
*Special Teams
Coordinator/
Linebackers*
First Year
SIDELINE



Travaris Robinson
*Defensive
Coordinator/
Defensive Backs*
First Year
SIDELINE



Pat Washington
Tight Ends
First Year
PRESS BOX

2016 South Carolina Statistics

	SC	OPP
SCORING	84	121
Points Per Game	14.0	20.2
Points Off Turnovers	13	13
FIRST DOWNS	95	136
Rushing	29	69
Passing	60	56
Penalty	6	11
RUSHING YARDAGE	554	1336
Yards gained rushing	740	1467
Yards lost rushing	186	131
Rushing Attempts	184	259
Average Per Rush	3.0	5.2
Average Per Game	92.3	222.7
TDs Rushing	7	8
PASSING YARDAGE	1273	1038
Comp-Att-Int	115-198-3	111-187-6
Average Per Pass	6.4	5.6
Average Per Catch	11.1	9.4
Average Per Game	212.2	173.0
TDs Passing	2	5
TOTAL OFFENSE	1827	2374
Total Plays	382	446
Average Per Play	4.8	5.3
Average Per Game	304.5	395.7
KICK RETURNS: #-Yards	10-268	11-282
PUNT RETURNS: #-Yards	5-18	12-83
INT RETURNS: #-Yards	6-17	3-0
KICK RETURN AVERAGE	26.8	25.6
PUNT RETURN AVERAGE	3.6	6.9
INT RETURN AVERAGE	2.8	0.0
FUMBLES-LOST	9-6	9-4
PENALTIES-Yards	33-293	36-294
Average Per Game	48.8	49.0
PUNTS-Yards	37-1561	30-1237
Average Per Punt	42.2	41.2
Net punt average	38.9	40.0
KICKOFFS-Yards	20-1275	26-1632
Average Per Kick	63.8	62.8
Net kick average	38.4	39.0
TIME OF POSSESSION/Game	27:05	32:55
3RD-DOWN Conversions	23/85	34/87
3rd-Down Pct	27%	39%
4TH-DOWN Conversions	8/13	4/8
4th-Down Pct	62%	50%
SACKS BY-Yards	11-84	16-119
MISC YARDS	0	0
TOUCHDOWNS SCORED	9	14
FIELD GOALS-ATTEMPTS	7-10	8-11
ON-SIDE KICKS	0-2	0-1
RED-ZONE SCORES	(11-16) 69%	(17-25) 68%
RED-ZONE TOUCHDOWNS	(8-16) 50%	(11-25) 44%
PAT-ATTEMPTS	(9-9) 100%	(13-13) 100%
ATTENDANCE	235,850	139,769
Games/Avg Per Game	3/78617	3/46590

SCORE BY QUARTERS	1st	2nd	3rd	4th	OT	Total
South Carolina	24	7	23	30	-	84
Opponents	27	37	14	43	-	121

RUSHING	G	Att	Gain	Loss	Net	Avg	TD	Long	Avg/G
A.J. Turner	6	68	330	30	300	4.4	2	75	50.0
David Williams	4	23	118	8	110	4.8	0	25	27.5
Brandon McIlwain	5	52	166	68	98	1.9	2	11	19.6
Rico Dowdle	2	16	77	0	77	4.8	1	12	38.5
Deebo Samuel	3	2	17	0	17	8.5	2	9	5.7
Randrecous Davis	2	1	7	0	7	7.0	0	7	3.5
Jamari Smith	5	2	7	0	7	3.5	0	5	1.4
Rod Talley	5	1	2	0	2	2.0	0	2	0.4
TEAM	2	3	0	5	-5	-1.7	0	0	-2.5
Perry Orth	4	16	16	75	-59	-3.7	0	9	-14.8
Total.....	6	184	740	186	554	3.0	7	75	92.3
Opponents.....	6	259	1467	131	1336	5.2	8	74	222.7

PASSING	G	Effic	Comp-Att-Int	Pct	Yds	TD	Lng	Avg/G
Brandon McIlwain	5	102.10	56-106-1	52.8	567	2	42	113.4
Perry Orth	4	120.58	57-90-2	63.3	661	0	39	165.2
Hayden Hurst	6	175.60	1-1-0	100.0	9	0	9	1.5
Sean Kelly	6	402.40	1-1-0	100.0	36	0	36	6.0
Total.....	6	112.39	115-198-3	58.1	1273	2	42	212.2
Opponents.....	6	108.39	111-187-6	59.4	1038	5	33	173.0

RECEIVING	G	No.	Yds	Avg	TD	Long	Avg/G
Hayden Hurst	6	30	388	12.9	0	36	64.7
Bryan Edwards	5	20	258	12.9	0	42	51.6
K.C. Crosby	6	15	119	7.9	1	28	19.8
A.J. Turner	6	15	104	6.9	1	18	17.3
Deebo Samuel	3	8	156	19.5	0	39	52.0
Terry Googer	6	6	53	8.8	0	13	8.8
Chavis Dawkins	4	6	30	5.0	0	13	7.5
Jacob August	6	5	52	10.4	0	29	8.7
Randrecous Davis	2	3	45	15.0	0	26	22.5
Rico Dowdle	2	3	10	3.3	0	6	5.0
David Williams	4	2	28	14.0	0	16	7.0
Kiel Pollard	5	1	18	18.0	0	18	3.6
Javon Charleston	6	1	12	12.0	0	12	2.0
Total.....	6	115	1273	11.1	2	42	212.2
Opponents.....	6	111	1038	9.4	5	33	173.0

PUNT RETURNS	No.	Yds	Avg	TD	Long
Rashad Fenton	2	8	4.0	0	5
Deebo Samuel	2	8	4.0	0	7
Jamarcus King	1	2	2.0	0	0
Total.....	5	18	3.6	0	7
Opponents.....	12	83	6.9	0	16

INTERCEPTIONS	No.	Yds	Avg	TD	Long
Chris Lammons	2	0	0.0	0	0
D.J. Smith	1	0	0.0	0	0
Antoine Wilder	1	1	1.0	0	1
T.J. Holloman	1	16	16.0	0	16
Jamarcus King	1	0	0.0	0	0
Total.....	6	17	2.8	0	16
Opponents.....	3	0	0.0	0	0

KICK RETURNS	No.	Yds	Avg	TD	Long
A.J. Turner	10	268	26.8	0	80
Total.....	10	268	26.8	0	80
Opponents.....	11	282	25.6	1	43

FUMBLE RETURNS	No.	Yds	Avg	TD	Long
Chris Moody	1	20	20.0	0	20
Total.....	1	20	20.0	0	20
Opponents.....	0	0	0.0	0	0

2016 South Carolina Statistics

SCORING	TD	FGs	PATs					DXP	SafPoints
			Kick	Rush	Rcv	Pass			
Elliott Fry	0	7-10	9-9	0-0	0	0-0	0	0	28
A.J. Turner	3	0-0	0-0	0-0	0	0-0	0	0	18
Brandon McIlwain	2	0-0	0-0	0-0	0	0-0	0	0	12
Deebo Samuel	2	0-0	0-0	0-0	0	0-0	0	0	12
Rico Dowdle	1	0-0	0-0	0-0	0	0-0	0	0	6
K.C. Crosby	1	0-0	0-0	0-0	0	0-0	0	0	6
Total.....	9	7-10	9-9	0-0	0	0-0	0	0	84
Opponents.....	14	8-11	13-13	0-0	0-0	0-1	0	0	121

FIELD GOALS	M-A	Pct	01-19	20-29	30-39	40-49	50+	Lg	Blk
Elliott Fry	7-10	70.0	0-0	0-0	3-3	3-5	1-2	55	0

FG SEQUENCE	South Carolina	OPONENTS
Vanderbilt	(48),(55)	(36),45
Mississippi State	55	(27),(28)
East Carolina	(37), (39)	(32), (43), 25, (45)
Kentucky	(35)	(30)
Texas A&M	44, (43), 43, (43)	44, (35)
Georgia	-	-

Numbers in (parentheses) indicate field goal was made.

PUNTING	No.	Yds	Avg	Long	TB	FC	I20	50+	Blkd
Sean Kelly	37	1561	42.2	66	2	16	16	5	0
Total.....	37	1561	42.2	66	2	16	16	5	0
Opponents.....	30	1237	41.2	68	1	11	12	4	0

KICKOFFS	No.	Yds	Avg	TB	OB	Retn	Net	YdLn
Elliott Fry	20	1275	63.8	9	1			
Total.....	20	1275	63.8	9	1	282	38.4	26
Opponents.....	26	1632	62.8	14	2	268	39.0	26

TOTAL OFFENSE	G	Plays	Rush	Pass	Total	Avg/G
Brandon McIlwain	5	158	98	567	665	133.0
Perry Orth	4	106	-59	661	602	150.5
A.J. Turner	6	68	300	0	300	50.0
David Williams	4	23	110	0	110	27.5
Rico Dowdle	2	16	77	0	77	38.5
Sean Kelly	6	1	0	36	36	6.0
Deebo Samuel	3	2	17	0	17	5.7
Hayden Hurst	6	1	0	9	9	1.5
Randrecous Davis	2	1	7	0	7	3.5
Jamari Smith	5	2	7	0	7	1.4
Rod Talley	5	1	2	0	2	0.4
TEAM	2	3	-5	0	-5	-2.5
Total.....	6	382	554	1273	1827	304.5
Opponents.....	6	446	1336	1038	2374	395.7

ALL PURPOSE	G	Rush	Rec	PR	KOR	IR	Tot	Avg/G
A.J. Turner	6	300	104	0	268	0	672	112.0
Hayden Hurst	6	0	388	0	0	0	388	64.7
Bryan Edwards	5	0	258	0	0	0	258	51.6
Deebo Samuel	3	17	156	8	0	0	181	60.3
David Williams	4	110	28	0	0	0	138	34.5
K.C. Crosby	6	0	119	0	0	0	119	19.8
Brandon McIlwain	5	98	0	0	0	0	98	19.6
Rico Dowdle	2	77	10	0	0	0	87	43.5
Terry Googer	6	0	53	0	0	0	53	8.8
Randrecous Davis	2	7	45	0	0	0	52	26.0
Jacob August	6	0	52	0	0	0	52	8.7
Chavis Dawkins	4	0	30	0	0	0	30	7.5
Kiel Pollard	5	0	18	0	0	0	18	3.6
T.J. Holloman	6	0	0	0	0	16	16	2.7
Javon Charleston	6	0	12	0	0	0	12	2.0
Rashad Fenton	5	0	0	8	0	0	8	1.6
Jamari Smith	5	7	0	0	0	0	7	1.4
Rod Talley	5	2	0	0	0	0	2	0.4
Jamarcus King	6	0	0	2	0	0	2	0.3
Antoine Wilder	6	0	0	0	0	1	1	0.2
TEAM	2	-5	0	0	0	0	-5	-2.5
Perry Orth	4	-59	0	0	0	0	-59	-14.8
Total.....	6	554	1273	18	268	17	2130	355.0
Opponents.....	6	1336	1038	83	282	0	2739	456.5

2016 South Carolina Defensive Statistics

No.	DEFENSIVE LEADERS	GP	-----Tackles-----			TFL/Yds	-Sacks-		---Pass Def---		--Fumbles--		Blkd	Saf
			Solo	Ast	Total		No-Yards	Int-Yds	BrUp	QBH	Rcv-Yds	FF		
4	Bryson Allen-Williams	6	20	17	37	4.5-11	.	.	1
11	T.J. Holloman	6	22	13	35	1.0-1	.	1-16	.	1
24	D.J. Smith	6	24	10	34	3.0-7	.	1-0	.	.	1-0	.	.	.
7	Jamarcus King	6	27	2	29	3.0-10	.	1-0	1	.	.	1	.	.
28	Jonathan Walton	6	22	7	29	2.0-4	.	.	1	1	.	1	.	.
5	Darius English	6	16	12	28	6.0-46	6.0-46	.	.	3	.	2	.	.
3	Chris Lammons	6	17	8	25	3.0-15	1.0-10	2-0	3	.	.	1	.	.
8	Marquavius Lewis	6	14	11	25	2.0-9	.	.	.	2	1-0	.	.	.
90	Taylor Stallworth	6	9	14	23	2.0-10	1.0-9	.	1	1
93	Ulric Jones	6	1	19	20	0.5-1	.	.	1	.	.	.	1	.
6	Chris Moody	6	10	8	18	1	1-20	.	.	.
94	Kelsey Griffin	6	8	8	16	1.0-3	.	.	.	1
42	Jordan Diggs	6	6	9	15	1.0-3	.	.	1	.	.	1	.	.
16	Rashad Fenton	5	11	4	15	.	.	.	3	.	.	1	.	.
17	Chaz Elder	4	12	3	15	.	.	.	1
92	D.J. Wonnum	6	6	8	14	2.0-9	1.0-8	.	.	2
18	Keir Thomas	6	7	5	12	1.0-4	1.0-4
22	Steven Montac	4	7	2	9
21	Antoine Wilder	6	7	1	8	1.0-3	.	1-1	.	.	.	1	.	.
26	Jasper Sasser	6	4	4	8
95	Dante Sawyer	6	5	2	7	3.0-13	1.0-7	.	2	1	1-0	.	.	.
44	T.J. Brunson	6	5	2	7	1
88	Javon Charleston	6	2	1	3
81	Hayden Hurst	6	1	1	2
9	Sherrod Pittman	2	2	.	2
35	Daniel Fennell	6	1	.	1
3	K.C. Crosby	6	1	.	1
97	Kobe Smith	5	1	.	1
5	Terry Googer	6	1	.	1
89	Bryan Edwards	5	1	.	1
15	Matrick Belton	5	1	.	1
27	Toure Boyd	3	.	1	1
30	Darius Paulk	5	1	.	1
91	Shameik Blackshear	2	1	.	1	1.0-1
99	Abu Lamin	3	1	.	1
Total.....		6	274	172	446	37-150	11-84	6-17	15	14	4-20	8	1	.
Opponents.....		6	220	138	358	44.0-183	16-119	3-0	28	15	6-0	4	.	.

2016 South Carolina Defensive Statistics

TOTAL TACKLES	UA-A	TOT	VANDY	MSU	ECU	UK	TAMU	UGA	UMASS	UT	MIZ	UF	WCU	CU
Bryson Allen-Williams	20-17	37	0-1	2-5	6-1	0-6	3-4	9-0						
T.J. Holloman	22-13	35	2-3	0-7	7-2	4-0	4-1	5-0						
D.J. Smith	24-10	34	3-2	3-3	7-1	2-2	8-1	1-1						
Jonathan Walton	22-7	29	5-1	2-3	5-0	2-3	4-0	4-0						
Jamarcus King	27-2	29	3-0	5-0	6-0	4-1	6-1	3-0						
Darius English	16-12	28	2-2	1-4	0-2	7-1	3-0	3-3						
Marquavius Lewis	14-11	25	5-2	1-3	2-0	2-2	0-3	4-1						
Chris Lammons	17-8	25	1-0	2-3	6-2	3-1	4-0	1-2						
T. Stallworth	9-14	23	2-2	0-6	1-1	2-2	2-3	2-0						
Ulric Jones	1-19	20	0-2	0-9	1-1	0-5	-	0-2						
Chris Moody	10-8	18	1-1	0-1	1-1	6-3	1-0	1-2						
Kelsey Griffin	8-8	16	3-2	1-5	1-0	1-1	1-0	1-0						
Jordan Diggs	6-9	15	1-1	2-4	2-0	0-3	1-1	-						
Chaz Elder	12-3	15	6-1	0-1	DNP	DNP	1-0	5-1						
Rashad Fenton	11-4	15	1-0	4-0	3-0	1-3	2-1	DNP						
D.J. Wonnum	6-8	14	0-1	1-2	4-0	0-3	1-1	0-1						
Keir Thomas	7-5	12	1-2	-	2-0	1-0	3-2	0-1						
Steven Montac	7-2	9	DNP	DNP	5-1	1-0	1-0	0-1						
Jasper Sasser	4-4	8	-	4-4	-	-	-	-						
Antoine Wilder	7-1	8	-	-	4-1	-	2-0	1-0						
T.J. Brunson	5-2	7	-	-	0-1	-	4-0	1-1						
Dante Sawyer	5-2	7	0-1	1-0	-	2-1	-	2-0						
Javon Charleston	2-1	3	-	1-0	-	0-1	1-0	-						
Sherrod Pittman	2-0	2	-	DNP	DNP	DNP	DNP	2-0						
Hayden Hurst	1-1	2	-	1-1	-	-	-	-						
Kobe Smith	1-0	1	-	1-0	-	-	DNP	-						
K.C. Crosby	1-0	1	-	1-0	-	-	-	-						
Abu Lamin	1-0	1	DNP	DNP	DNP	-	-	1-0						
Daniel Fennell	1-0	1	-	-	1-0	-	-	-						
Darius Paulk	1-0	1	1-0	-	DNP	-	-	-						
Terry Googer	1-0	1	-	-	-	1-0	-	-						
Mattrick Belton	1-0	1	1-0	-	-	-	DNP	-						
Shameik Blackshear	1-0	1	DNP	1-0	DNP	-	DNP	DNP						
Bryan Edwards	1-0	1	-	1-0	-	-	DNP	-						
Toure Boyd	0-1	1	DNP	0-1	-	-	DNP	DNP						

2016 South Carolina Statistics

Team	Score	1st	Rushing	Passing	Total Offense	Punts	Fumbles	Penalties	KO Ret.	Punt Ret.	Int. Ret.	3rd	Time of
		Downs	No-Yds-TD	C-A-I-Yds-TD	Play-Yds-TD	No-Avg	No-Lost	No-Yds	No-Yds	No-Yds	No-Yds	Dns	Poss
SC	13	14	32-121-1	16-30-0-187-0	62-308-1	7-36.4	2-2	7-51	0-0	2-8	0-0	6-16	26:45
Vanderbilt	10	14	42-169-1	8-23-0-73-0	65-242-1	8-36.1	1-0	5-33	2-49	2-4	0-0	4-15	33:15
SC	14	18	31-34-0	20-39-1-209-2	70-243-2	7-49.1	1-1	6-70	3-62	0-0	1-16	6-17	30:05
Mississippi St.	27	24	45-290-0	20-30-1-195-3	75-485-3	4-49.5	1-0	6-60	1-14	4-37	1-0	6-14	29:55
East Carolina	15	34	33-119-0	44-58-2-400-1	91-519-1	2-41.5	2-2	8-75	2-38	1-0	0-0	5-14	38:25
SC	20	13	25-117-2	16-28-0-195-0	53-312-2	5-37.6	0-0	7-65	1-80	0-0	2-0	3-12	21:35
SC	10	16	35-91-1	15-30-0-177-0	65-268-1	8-37.4	0-0	5-45	2-38	1-5	1-0	3-13	27:20
Kentucky	17	23	50-216-2	11-19-1-135-0	69-351-2	5-40.8	3-1	4-30	1-32	1-8	0-0	4-13	32:40
Texas A&M	24	22	39-229-3	23-40-1-206-0	79-422-3	5-43.8	2-1	5-40	3-79	2-20	1-0	9-19	28:13
SC	13	21	35-161-1	22-35-1-217-0	70-378-1	5-36.8	3-1	3-20	1-19	2-5	1-0	3-14	31:47
Georgia	28	19	50-326-2	5-17-1-29-1	67-355-3	6-38.5	0-0	8-56	2-70	2-14	1-0	6-12	35:02
SC	14	13	26-30-2	26-36-1-288-0	62-318-2	5-49.4	3-2	5-42	3-69	0-0	1-1	2-13	24:58
UMass													
SC													
Tennessee													
SC													
Missouri													
SC													
SC													
Florida													
W. Carolina													
SC													
SC													
Clemson													

2016 South Carolina Game-by-Game Starters

South Carolina Offense

POS.	VANDY	MISS. ST.	ECU	UK	TAMU	GEORGIA	UMASS	TENNESSEE	MISSOURI	FLORIDA	WCU	CLEMSON
WR	Samuel	Samuel	Davis	Googer	Googer	Samuel						
WR	Edwards	Edwards	Edwards	Edwards	Dawkins	Edwards						
WR	J. Smith	August (TE)	Crosby (TE)	Crosby (TE)	Crosby (TE)	Crosby (TE)						
TE	Hurst	Hurst	Hurst	Hurst	Hurst	Hurst						
LT	Zandi	Zandi	Zandi	Zandi	Zandi	Zandi						
LG	Bailey	Bailey	Bailey	Bailey	Bailey	Bailey						
OC	Helms	Knott	Knott	Knott	Knott	Knott						
RG	Stanley	Helms	Helms	Helms	Helms	Helms						
RT	Park	Camper	Park	Park	Young	Young						
QB	Orth	Orth	McIlwain	McIlwain	McIlwain	Orth						
TB	Turner	Turner	Williams	Turner	Turner	Dowdle						

South Carolina Defense

POS.	VANDY	MISS. ST.	ECU	UK	TAMU	GEORGIA	UMASS	TENNESSEE	MISSOURI	FLORIDA	WCU	CLEMSON
DE	Lewis	Lewis	Lewis	Lewis	Lewis	Lewis						
DT	Stallworth	Stallworth	Stallworth	Stallworth	Stallworth	Stallworth						
DT	Griffin	Griffin	Jones	Jones	Thomas	Thomas						
DE	English	English	English	English	English	English						
LB	Holloman	Holloman	Holloman	Holloman	Walton	Holloman						
LB	Allen-Williams	Allen-Williams	Walton	Walton	Allen-Williams	Allen-Williams						
LB	Walton	Diggs (N)	Wilder (N)	Fenton (N)	Wilder (N)	Walton						
CB	Fenton	Fenton	King	King	King	King						
S	D.J. Smith	D.J. Smith	Montac	D.J. Smith	D.J. Smith	D.J. Smith						
S	Elder	Elder	Moody	Moody	Moody	Moody						
CB	Lammons	Lammons	Lammons	Lammons	Lammons	Lammons						

2016 South Carolina Individual Statistics

Individual Rushing (Att-Yds/TD)

PLAYER	TOT	VANDY	MISS. ST.	ECU	UK	TAMU	GEORGIA	UMASS	TENN	MIZZOU	FLA	WCU	CU
A.J. Turner	68-300/2	13-70/0	16-32/0	6-13/0	12-42/1	10-113/1	11-30/0						
David Williams	23-110/0	5-7/0	DNP	7-67/0	9-33/0	2-3/0	DNP						
Brandon McIlwain	52-98/2	7-29/0	11-17/0	9-34/2	13-11/0	12-7/0	DNP						
Rico Dowdle	16-77/1	DNP	DNP	DNP	DNP	9-47/0	7-30/1						
Deebo Samuel	2-17/2	1-8/1	-	DNP	DNP	DNP	1-9/1						
Randrecous Davis	1-7/0	DNP	-	1-7/0	DNP	DNP	DNP						
Jamari Smith	2-7/0	-	-	-	1-5/0	1-2/0	DNP						
Rod Talley	1-2/0	-	1-2/0	DNP	-	-	-						
TEAM	3--5/0	1--1/0	DNP	2--4/0	DNP	DNP	DNP						
Perry Orth	16-(-59)/0	5-8/0	3-(-17)/0	DNP	DNP	1-(-11)/0	7-(-39)/0						

Individual Passing (Cmp-Att-Int-Yds-TD)

	HURST	KELLY	MCILWAIN	ORTH
Vanderbilt	-	-	5-11-0-35-0	11-19-0-152-0
Mississippi State	-	-	11-22-0-122-2	9-17-1-83-0
East Carolina	-	-	16-28-0-195-0	DNP
Kentucky	-	-	15-30-0-177-0	DNP
Texas A&M	1-1-0-9-0	1-1-0-36-0	9-15-1-34-0	11-18-0-138-0
Georgia	-	-	DNP	26-36-1-288-0
UMass				
Tennessee				
Missouri				
Florida				
Western Carolina				
Clemson				

Individual Receiving (Rec-Yds/TD)

PLAYER	TOT	VANDY	MISS. ST.	ECU	UK	TAMU	GEORGIA	UMASS	TENN	MIZZOU	FLA	WCU	CU
Hayden Hurst	30-388/0	2-17/0	8-68/0	2-43/0	7-84/0	5-90/0	6-86/0						
Bryan Edwards	20-258/0	8-101/0	2-38/0	5-68/0	2-16/0	DNP	3-35/0						
Deebo Samuel	8-156/0	2-36/0	2-30/0	DNP	DNP	DNP	4-90/0						
K.C. Crosby	15-119/1	1-6/0	3-14/1	4-31/0	-	4-51/0	3-17/0						
A.J. Turner	15-104/1	3-27/0	2-25/1	-	2-13/0	4-22/0	4-17/0						
Terry Googer	6-53/0	-	1-11/0	-	1-10/0	3-25/0	1-7/0						
Jacob August	5-52/0	-	1-10/0	2-5/0	1-29/0	-	1-8/0						
Randrecous Davis	3-45/0	DNP	1-13/0	2-32/0	DNP	DNP	DNP						
Chavis Dawkins	6-30/0	DNP	DNP	-	1-13/0	5-17/0	-						
David Williams	2-28/0	-	DNP	1-16/0	1-12/0	-	DNP						
Kiel Pollard	1-18/0	DNP	-	-	-	-	1-18/0						
Javon Charleston	1-12/0	-	-	-	-	1-12/0	-						
Rico Dowdle	3-10/0	DNP	DNP	DNP	DNP	-	3-10/0						

Game-by-Game Leaders

Opponent	Rushing	Passing	Receiving (No.)	Receiving (Yds.)	Tackles
Vanderbilt	Turner 13-70/0	Orth 11-19-0-152-0	Edwards 8-101-0	Edwards 8-101-0	Elder 6-1-7/Lewis 5-2-7
Mississippi State	Turner 16-32/0	McIlwain 11-22-0-126-2	Hurst 8-68-0	Hurst 8-68-0	Jones 0-9-9
East Carolina	Williams 7-67/0	McIlwain 16-28-0-195-0	Edwards 5-68-0	Edwards 5-68-0	Holloman 7-2-9
Kentucky	Turner 12-42/1	McIlwain 15-30-0-177-0	Hurst 7-84-0	Hurst 7-84-0	Moody 6-3-9
Texas A&M	Turner 10-113/1	Orth 11-18-0-138-0	Hurst 5-90-0/Dawkins 5-17/0	Hurst 5-90-0	D.J. Smith 8-1-9
Georgia	Dowdle 7-30-1/Turner 11-30-0	Orth 26-36-1-288-0	Hurst 6-86-0	Samuel 4-90-0	Allen-Williams 9-0-9
UMass					
Tennessee					
Missouri					
Florida					
Western Carolina					
Clemson					

2016 Scoring Drives

South Carolina

	Qtr	Plays	Yards	TOP	Result
Vanderbilt					
Fry 48-yard field goal	3	10	47	4:47	FG
Samuel 8-yard TD run	4	8	84	3:53	TD
Fry 55-yard field goal	4	7	36	3:09	FG
Mississippi State					
McIlwain 18-yard TD pass to Turner	3	12	80	5:22	TD
McIlwain 4-yard TD pass to Crosby	4	13	83	3:49	TD
East Carolina					
McIlwain 9-yard TD run	1	1	9	0:17	TD
McIlwain 10-yard TD run	1	6	84	2:00	TD
Fry 37-yard field goal	1	5	10	1:21	FG
Fry 39-yard field goal	4	6	54	2:18	FG
Kentucky					
Turner 12-yard TD run	2	10	80	4:43	TD
Fry 35-yard field goal	3	7	36	2:49	FG
Texas A&M					
Turner 75-yard TD run	1	1	75	0:13	TD
Fry 43-yard field goal	3	4	3	1:52	FG
Fry 43-yard field goal	4	8	57	2:25	FG
Georgia					
Samuel 9-yard TD run	3	12	90	5:06	TD
Dowdle 1-yard TD run	4	12	74	3:21	TD

Opponents

	Qtr	Plays	Yards	TOP	Result
Vanderbilt					
Openshaw 36-yard field goal	1	5	13	3:12	FG
Blasingame 1-yard TD run	2	13	67	6:06	TD
Mississippi State					
Fitzgerald 6-yard TD pass to Ross	1	7	55	2:27	TD
Ross 17-yard TD pass to Gray	2	9	63	3:00	TD
Thomas 3-yard TD pass to Fitzgerald	2	5	36	1:40	TD
Graves 27-yard field goal	2	7	68	1:07	FG
Graves 28-yard field goal	4	13	62	5:30	FG
East Carolina					
Plowman 32-yard field goal	1	11	62	4:21	FG
Plowman 43-yard field goal	2	13	51	5:01	FG
Plowman 45-yard field goal	4	7	20	2:30	FG
Anderson 4-yard TD pass to Nelson	4	13	75	3:55	TD
Kentucky					
MacGinnis 30-yard field goal	2	12	60	5:58	FG
Williams 43-yard TD run	3	5	75	2:15	TD
Snell Jr. 1-yard TD run	4	11	65	4:58	FG
Texas A&M					
Knight 4-yard TD run	1	7	75	2:16	TD
Williams 49-yard TD run	3	8	71	3:23	TD
White 2-yard TD run	4	9	52	3:09	TD
LaCamera 35-yard field goal	4	5	13	1:39	FG
Georgia					
Chubb 15-yard TD run	1	7	73	3:05	TD
Chubb 1-yard TD run	2	8	28	4:29	TD
Eason 6-yard TD pass to McKenzie	4	5	39	2:20	TD
Godwin 43-yard TD kickoff return	4	-	-	-	TD

2016 Explosive Plays

Running Plays (15+ Yards)

No.	Yds	Rusher	Opponent	Qtr	Play Result	Drive Result
1.	20	Turner	Vanderbilt	4	1st Down	TD
2.	17	Turner	Vanderbilt	4	1st Down	FG
3.	20	Williams	East Carolina	1	1st Down	TD
4.	15	Williams	East Carolina	2	1st Down	End of Half
5.	25	Williams	East Carolina	4	1st Down	End of Half
6.	75	Turner	Texas A&M	1	TD	TD
7.	22	Turner	Texas A&M	4	1st Down	FG

Passing Plays (20+ Yards)

No.	Yds	Connection	Opponent	Qtr	Play Result	Drive Result
1.	30	Orth-Samuel	Vanderbilt	3	1st Down	FG
2.	33	Orth-Edwards	Vanderbilt	3	1st Down	Punt
3.	21	Orth-Samuel	Mississippi St.	3	1st Down	Miss FG
4.	22	McIlwain-Hurst	Mississippi St.	3	1st Down	TD
5.	24	McIlwain-Edwards	Mississippi St.	4	1st Down	TD
6.	42	McIlwain-Edwards	East Carolina	1	1st Down	TD
7.	26	McIlwain-Davis	East Carolina	3	1st Down	Punt
8.	36	McIlwain-Hurst	East Carolina	4	1st Down	FG
9.	30	McIlwain-Hurst	Kentucky	2	1st Down	TD
10.	29	McIlwain-August	Kentucky	3	1st Down	TD
11.	36	Kelly-Hurst	Texas A&M	3	1st Down	Miss FG
12.	28	Orth-Crosby	Texas A&M	4	1st Down	Miss FG
13.	22	Orth-Hurst	Texas A&M	4	1st Down	Downs
14.	20	Orth-Hurst	Georgia	1	2nd Down	Punt
15.	33	Orth-Samuel	Georgia	2	1st Down	Fumble
16.	39	Orth-Samuel	Georgia	3	1st Down	TD
17.	23	Orth-Edwards	Georgia	4	1st Down	Downs
18.	35	Orth-Hurst	Georgia	4	1st Down	TD

Kick Returns (30+ yards)

Yds	Returner	Opponent	Qtr	Drive Result
80	Turner	East Carolina	1	TD
30	Turner	Georgia	3	Punt

INT/Fumble Returns (20+ yards)

Yds	Returner	Opponent	Qtr	Play	Drive Result
20	Moody	Texas A&M	3	Fumble	FG

Punt Returns (20+ yards)

Yds	Returner	Opponent	Qtr	Drive Result
-----	----------	----------	-----	--------------

Special Teams/Defensive Scores

Yds	Player	Opponent	Qtr	Play
-----	--------	----------	-----	------

2016 Game Highs

Carolina Team Game Highs

Rushes	35	at Kentucky (Sep 24, 2016)
	35	vs Texas A&M (Oct 1, 2016)
Yards Rushing	161	vs Texas A&M (Oct 1, 2016)
Yards Per Rush	4.7	vs East Carolina (Sep 17, 2016)
TD Rushes	2	vs East Carolina (Sep 17, 2016)
Pass attempts	39	at Mississippi State (Sep 10, 2016)
Pass completions	26	vs Georgia (Oct 09, 2016)
Yards Passing	288	vs Georgia (Oct 09, 2016)
Yards Per Pass	8.0	vs Georgia (Oct 09, 2016)
TD Passes	2	at Mississippi State (Sep 10, 2016)
Total Plays	70	at Mississippi State (Sep 10, 2016)
	70	vs Texas A&M (Oct 1, 2016)
Total Offense	378	vs Texas A&M (Oct 1, 2016)
Yards Per Play	5.9	vs East Carolina (Sep 17, 2016)
Points	20	vs East Carolina (Sep 17, 2016)
Sacks By	4	vs East Carolina (Sep 17, 2016)
	4	at Kentucky (Sep 24, 2016)
First Downs	21	vs Texas A&M (Oct 1, 2016)
Penalties	7	at Vanderbilt (Sep 01, 2016)
		vs East Carolina (Sep 17, 2016)
Penalty Yards	70	at Mississippi State (Sep 10, 2016)
Turnovers	3	vs Georgia (Oct 09, 2016)
Interceptions By	2	vs East Carolina (Sep 17, 2016)
Punts	8	at Kentucky (Sep 24, 2016)
Punting Avg	49.4	vs Georgia (Oct 09, 2016)
Long Punt	66	at Mississippi State (Sep 10, 2016)
Punts inside 20	5	at Kentucky (Sep 24, 2016)
Long Punt Return	7	at Vanderbilt (Sep 01, 2016)

Carolina Individual Game Highs

Rushes	16	A.J. Turner at Mississippi State (Sep 10, 2016)
Yards Rushing	113	A.J. Turner vs Texas A&M (Oct 01, 2016)
TD Rushes	2	Brandon McIlwain vs East Carolina (Sep 17, 2016)
Long Rush	75	A.J. Turner vs Texas A&M (Oct 01, 2016)
Pass attempts	36	Perry Orth vs Georgia (Oct 09, 2016)
Pass completions	26	Perry Orth vs Georgia (Oct 09, 2016)
Yards Passing	288	Perry Orth vs Georgia (Oct 09, 2016)
TD Passes	2	Brandon McIlwain at Miss. State (Sep 10, 2016)
Long Pass	42	Brandon McIlwain vs East Carolina (Sep 17, 2016)
Receptions	8	Bryan Edwards at Vanderbilt (Sep 01, 2016)
		Hayden Hurst at Mississippi State (Sep 10, 2016)
Yards Receiving	101	Bryan Edwards at Vanderbilt (Sep 01, 2016)
TD Receptions	1	K.C. Crosby at Mississippi State (Sep 10, 2016)
		A.J. Turner at Mississippi State (Sep 10, 2016)
Long Reception	42	Bryan Edwards vs East Carolina (Sep 17, 2016)
Field Goals	2	Elliott Fry at Vanderbilt (Sep 01, 2016)
		Elliott Fry vs East Carolina (Sep 17, 2016)
		Elliott Fry vs Texas A&M (Oct 01, 2016)
Long Field Goal	55	Elliott Fry at Vanderbilt (Sep 01, 2016)
Punts	8	Sean Kelly at Kentucky (Sep 24, 2016)
Punting Avg	49.4	Sean Kelly vs Georgia (Oct 09, 2016)
Long Punt	66	Sean Kelly at Mississippi State (Sep 10, 2016)
Punts inside 20	5	Sean Kelly at Kentucky (Sep 24, 2016)
Long Punt Return	7	Deebo Samuel at Vanderbilt (Sep 01, 2016)
Long Kickoff Return	80	A.J. Turner vs East Carolina (Sep 17, 2016)
Tackles	9	5 players tied
Sacks	3.0	Darius English at Kentucky (Sep 24, 2016)
Tackles For Loss	3.0	Darius English at Kentucky (Sep 24, 2016)
Interceptions	1	6 players tied

Opponent Team Game Highs

Rushes	50	at Kentucky (Sep 24, 2016)
	50	vs Georgia (Oct 09, 2016)
Yards Rushing	326	vs Georgia (Oct 09, 2016)
Yards Per Rush	6.5	vs Georgia (Oct 09, 2016)
TD Rushes	3	vs Texas A&M (Oct 1, 2016)
Pass attempts	58	vs East Carolina (Sep 17, 2016)
Pass completions	44	vs East Carolina (Sep 17, 2016)
Yards Passing	400	vs East Carolina (Sep 17, 2016)
Yards Per Pass	7.1	at Kentucky (Sep 24, 2016)
TD Passes	3	at Mississippi State (Sep 10, 2016)
Total Plays	91	vs East Carolina (Sep 17, 2016)
Total Offense	519	vs East Carolina (Sep 17, 2016)
Yards Per Play	6.5	at Mississippi State (Sep 10, 2016)
Points	28	vs Georgia (Oct 09, 2016)
Sacks By	5	vs Georgia (Oct 09, 2016)
First Downs	34	vs East Carolina (Sep 17, 2016)
Penalties	8	vs East Carolina (Sep 17, 2016)
	8	vs Georgia (Oct 09, 2016)
Penalty Yards	75	vs East Carolina (Sep 17, 2016)
Turnovers	4	vs East Carolina (Sep 17, 2016)
Interceptions By	1	at Mississippi State (Sep 10, 2016)
		vs Texas A&M (Oct 1, 2016)
Punts	8	at Vanderbilt (Sep 01, 2016)
Punting Avg	49.5	at Mississippi State (Sep 10, 2016)
Long Punt	68	at Mississippi State (Sep 10, 2016)
Punts inside 20	3	at Mississippi State (Sep 10, 2016)
	3	vs Georgia (Oct 09, 2016)
Long Punt Return	16	at Mississippi State (Sep 10, 2016)

Opponent Individual Game Highs

Rushes	21	Sony Michel, vs Georgia (Oct 09, 2016)
Yards Rushing	195	Nick Fitzgerald, at Miss. State (Sep 10, 2016)
TD Rushes	2	Nick Chubb, vs Georgia (Oct 09, 2016)
Long Rush	74	Nick Fitzgerald, at Miss. State (Sep 10, 2016)
Pass attempts	58	Philip Nelson, vs East Carolina (Sep 17, 2016)
Pass completions	44	Philip Nelson, vs East Carolina (Sep 17, 2016)
Yards Passing	400	Philip Nelson, vs East Carolina (Sep 17, 2016)
TD Passes	2	Nick Fitzgerald, at Miss. State (Sep 10, 2016)
Long Pass	33	Trevor Knight, vs Texas A&M (Oct 01, 2016)
Receptions	22	Zay Jones, vs East Carolina (Sep 17, 2016)
Yards Receiving	190	Zay Jones, vs East Carolina (Sep 17, 2016)
TD Receptions	1	5 players tied
Long Reception	33	Jeremy Tabuyo, vs Texas A&M (Oct 01, 2016)
Field Goals	3	Davis Plowman, vs East Carolina (Sep 17, 2016)
Long Field Goal	45	Davis Plowman, vs East Carolina (Sep 17, 2016)
Punts	6	Sam Loy, at Vanderbilt (Sep 01, 2016)
	6	Marshall Long, vs Georgia (Oct 09, 2016)
Punting Avg	49.5	Logan Cooke, at Miss. State (Sep 10, 2016)
Long Punt	68	Logan Cooke, at Miss. State (Sep 10, 2016)
Punts inside 20	3	Logan Cooke, at Miss. State (Sep 10, 2016)
Long Punt Return	16	Fred Ross, at Miss. State (Sep 10, 2016)
Long Kickoff Return	43	Terry Godwin, vs Georgia (Oct 09, 2016)
Tackles	12	Zach Cunningham, at Vanderbilt (Sep 01, 2016)
Sacks	2.0	Denzil Ware, at Kentucky (Sep 24, 2016)
	2.0	Daeshon Hall, vs Texas A&M (Oct 01, 2016)
Tackles For Loss	3.5	Daeshon Hall, vs Texas A&M (Oct 01, 2016)
Interceptions	1	Jamal Peters, at Mississippi State (Sep 10, 2016)
	1	Armani Watts, vs Texas A&M (Oct 01, 2016)
	1	Malkom Parrish, vs Georgia (Oct 09, 2016)

2016 Game Recaps

GM
1

South Carolina 13
Vanderbilt 10



September 1, 2016
Vanderbilt Stadium
Nashville, Tenn.
30,304



South Carolina	0	0	3	10	13
Vanderbilt	3	7	0	0	10

Scoring Summary

1st	6:09	VU	Openshaw 36-yard field goal (5-13-3:23)	0-3
2nd	14:28	VU	Blasingam 1-yard run (Openshaw kick) (13-67-6:06)	0-10
3rd	4:43	SC	Fry 48-yard field goal (10-47-4:47)	3-10
4th	7:30	SC	Samuel 8-yard run (Fry kick) (9-84-3:53)	10-10
4th	0:35	SC	Fry 55-yard field goal (7-36-3:09)	13-10

Team Statistics

	SC	VU
First Downs	14	14
Rushing	4	9
Passing	10	4
Penalty	0	1
Net Yards Rushing	121	169
Rushing Attempts	32	42
Net Yards Passing	187	73
Cmp.-Att.-Int.	16-30-0	8-23-0
Total Offense Yards	308	242
Total Offense Plays	62	65
Fumbles: No.-Lost	2-2	1-0
Penalties: No.-Yards	7-51	5-33
Punts-Yards	7-279	8-297
Avg. Yards Per Punt	39.9	37.1
Punt Returns: No.-Yards	2-8	2-4
Kickoff Returns: No.-Yards	0-0	2-49
Interceptions: No.-Yards	0-0	0-0
Possession Time	26:45	33:15
Third Down Conversions	6-16	4-15
Fourth Down Conversions	0-0	0-1
Red Zone Scores-Chances	1-3	2-2
Sacks By: No.-Yards	1-10	0-0
PAT Kicks	1-1	1-1
Field Goals	2-2	1-2

Individual Statistics

RUSHING: SC: Turner 13-70; McIlwain 7-29; Samuel 1-8; Orth 5-8; Da. Williams 5-7. VU: Webb 20-97; Blasingam 15-68; Sherfield 1-9; Freebeck 2-7; Lipscomb 1-(-1); Tennyson 1-(-3); Shurmur 2-(-8).

PASSING: SC: Orth 11-19-0-152; McIlwain 5-11-0-35. VU: Shurmur 8-22-0-73; Freebeck 0-1-0-0.

RECEIVING: SC: Edwards 8-101; Turner 3-27; Samuel 2-36; Hurst 2-17; Crosby 1-6. VU: Webb 3-28; Duncan 2-24; Lipscomb 1-15; Nathan 1-6; Blasingam 1-0.

PUNT RETURNS: SC: Samuel 2-8. VU: Duncan 2-4.

KICKOFF RETURNS: SC: None. VU: Webb 2-49.

INTERCEPTION RETURNS: SC: None. VU: None.

NASHVILLE, Tenn. — In head coach Will Muschamp's first game at South Carolina (1-0, 1-0 SEC), the Gamecocks posted the final 13 points to claim a 13-10 road win in Southeastern Conference play at Vanderbilt (0-1, 0-1 SEC) on Thursday night at Vanderbilt Stadium.

After a 16-yard reception by freshman Bryan Edwards from senior Perry Orth and a 17-yard run by freshman A.J. Turner set him up, senior Elliott Fry stepped up and hit a career-long 55-yard field goal to give South Carolina the lead with 35 seconds remaining in the opener.

South Carolina broke onto the scoreboard midway through the third quarter when Fry hit a 48-yard field goal to cut Vandy's lead to 10-3. Orth connected with sophomore Deebo Samuel for the big play of the drive, as the duo's pass went for 30 yards to get the Gamecocks into Vanderbilt territory.


The Gamecocks tied the contest with 7:30 to go when Samuel swept around the left end and touched the pylon for the eight-yard scoring run. Orth completed five passes to start the drive and ran for a nine-yard gain, while Turner rushed twice for 25 yards, including the 20-yard scamper to set up Samuel's score.

Vanderbilt opened the scoring with a 36-yard field goal from Tommy Openshaw after the Commodores took advantage of a muffed punt by the Gamecocks, setting up the 13-yard scoring drive. That lead grew to 10-0 32 seconds into the second quarter when Khari Blasingam punctuated the 13-play, 67-yard drive with a one-yard touchdown run.

The Gamecocks looked like they would draw within one score as they drove inside Vanderbilt's 20-yard line later in the second quarter. But the Commodores' Oren Burks forced a fumble after a five-yard SC run, and Charles Wright covered it up to give Vandy back the ball.

With less than four minutes remaining in the game, Vanderbilt drove into Gamecock territory and set up a 45-yard field goal from the middle of the field, but the chance hooked left, giving South Carolina the chance to drive the field and claim the win.

On Vanderbilt's last possession, Gamecock defensive linemen Taylor Stallworth and Darius English combined for a sack of Commodore quarterback Kyle Shurmur to help close out the victory.



2016 Game Recaps

GM
2

Mississippi State 27 South Carolina 14



September 10, 2016
Davis Wade Stadium
Mississippi State, Miss
57,763



STARKVILLE, MISS. — South Carolina (1-1, 1-1 SEC) looked stronger in the second half for the second-straight week, but it couldn't overcome Mississippi State's first-half tally, as the Bulldogs claimed a 27-14 win on Saturday night at Davis Wade Stadium.

Mississippi State (1-1, 1-0 SEC) claimed a 24-0 lead in the first half, using a trio of three-minute-or-less drives to take the lead. Fred Ross had a hand in the first two scoring plays, as the running back caught a six-yard pass to end the first drive before throwing a 17-yard pass to Donald Gray for the second touchdown.

Bulldog quarterback Nick Fitzgerald tossed the first and third scores, the latter to Jordan Thomas for a three-yard strike late in the second to make it 21-0. Westin Graves ended the first half with the first of his two field goals, the first coming from 27 yards out.

Freshman Brandon McIlwain engineered the Gamecocks' first scoring drive of the game late in the third quarter. The 12-play, 80-yard drive saw McIlwain run for 22 yards and throw for 58, including an 18-yard toss to A.J. Turner for the score. On the drive, the freshman was 4-for-6 from the air.

After the Bulldogs' Graves made it 27-7 with a 28-yard field goal early in the fourth quarter, the Gamecocks cut the lead to 27-14 after a 13-play, 83-yard drive led again by McIlwain. The freshman again accounted for every yard for South Carolina, ending the drive with a four-yard completion to K.C. Crosby.



South Carolina	0	0	7	7	14
Mississippi St.	7	17	0	3	27

Scoring Summary

1st	11:00	MSU	Ross 6-yard pass from Fitzgerald (Graves kick) (7-55-2:27)	0-7
2nd	12:25	MSU	Gray 17-yard pass from Ross (Graves kick) (9-63-3:00)	0-14
2nd	3:21	MSU	Thomas 3-yard pass from Fitzgerald (Graves kick) (5-36-1:40)	0-21
2nd	0:00	MSU	Graves 27-yard field goal (7-68-1:07)	0-24
3rd	0:05	SC	Turner 18-yard pass from McIlwain (Fry kick) (12-80-5:22)	7-24
4th	9:30	MSU	Graves 28-yard field goal (13-62-5:30)	7-27
4th	2:37	SC	Crosby 4-yard pass from McIlwain (Fry kick) (13-83-3:49)	14-27

Team Statistics

	SC	MSU
First Downs	18	24
Rushing	5	12
Passing	12	9
Penalty	1	3
Net Yards Rushing	34	290
Rushing Attempts	31	45
Net Yards Passing	209	195
Cmp.-Att.-Int.	20-39-1	20-30-1
Total Offense Yards	243	485
Total Offense Plays	70	75
Fumbles: No.-Lost	1-1	1-0
Penalties: No.-Yards	6-70	6-60
Punts-Yards	7-344	4-198
Avg. Yards Per Punt	49.1	49.5
Punt Returns: No.-Yards	0-0	4-37
Kickoff Returns: No.-Yards	3-62	1-14
Interceptions: No.-Yards	1-16	1-0
Possession Time	30:05	29:55
Third Down Conversions	6-17	6-14
Fourth Down Conversions	3-3	0-2
Red Zone Scores-Chances	2-2	5-8
Sacks By: No.-Yards	0-0	4-33
PAT Kicks	2-2	3-3
Field Goals	0-1	2-2

Individual Statistics

RUSHING: SC: Turner 16-32; McIlwain 11-17; Talley 1-2; Orth 3-(-17). **MSU:** Fitzgerald 17-195; Holloway 15-48; Shumpert 5-28; Williams 5-21; Mixon 1-2; Cooke 1-(-2).

PASSING: SC: Orth 9-17-1-83; McIlwain 11-22-0-126. **MSU:** Fitzgerald 19-29-1-178; Ross 1-1-0-17.

RECEIVING: SC: Hurst 8-68; Crosby 3-14; Edwards 2-38; Samuel 2-30; Turner 2-25; Davis 1-13; Googer 1-11; August 1-10. **MSU:** Ross 6-56; Gray 4-54; Myles 3-45; Holloway 3-17; Thomas 2-7; Couch 1-17; Johnson 1-(-1).

PUNT RETURNS: SC: None. **MSU:** Ross 4-37.

KICKOFF RETURNS: SC: Turner 3-62. **MSU:** Gray 1-14.

INTERCEPTION RETURNS: SC: Holloman 1-16. **MSU:** Peters 1-0.

2016 Game Recaps

GM
3

South Carolina 20
East Carolina 15



September 17, 2016
Williams-Brice Stadium
Columbia, S.C.
80,384



COLUMBIA, S.C. — The South Carolina Gamecocks (2-1) held on after a big first quarter to claim a 20-15 win over East Carolina (2-1) on Saturday afternoon at Williams-Brice Stadium.

South Carolina jumped out to a 17-0 lead, putting the first touchdown on the board just 17 seconds into the contest. Freshman quarterback Brandon McIlwain ran in the first score from nine yards out after A.J. Turner posted an 80-yard return on the game's opening kickoff.

McIlwain and the Gamecocks put together their second touchdown drive on their second possession, with the signal-caller capping the drive with a 10-yard run. The freshman connected with fellow rookie Bryan Edwards on the drive's big play, as Edwards brought down the 42-yard reception. David Williams followed that with a 20-yard run to set up McIlwain's score.

Senior Elliott Fry posted the first of three field goals that wrapped the first half, his from 37 to make it 17-0 halfway through the first quarter. East Carolina got two field goals of their own before halftime, one in each quarter, to make it 17-6. Davis Plowman hit from 32 and 43 yards for the Pirates.

Junior Jamarcus King had the biggest defensive play of the half, picking off a third-and-goal pass from the one to deny the Pirates a touchdown.

The Gamecock defense made big plays in the second half. Junior Chris Lammons made an interception at the one to stop East Carolina's first drive of the third quarter. On the Pirates' next possession, they drove to the Gamecock 8. The attempted 25-yard field goal was blocked by junior Ulric Jones, negating another ECU scoring chance.

Both teams hit field goals in the fourth quarter, Plowman a 45-yarder and Fry a 39-yarder. East Carolina drew within five points after a late four-yard touchdown pass from Phillip Nelson to Devin Anderson. The two-point conversion failed, and Hayden Hurst recovered the onside kick to get the ball and the win for South Carolina.



East Carolina	3	3	0	9	15
South Carolina	17	0	0	3	20

Scoring Summary

1st	14:43	SC	McIlwain 9-yard run (Fry kick) (1-9-0:17)	0-7
1st	10:47	SC	McIlwain 10-yard run (Fry kick) (6-84-2:00)	0-14
1st	7:58	SC	Fry 37-yard field goal (5-10-1:21)	0-17
1st	3:37	ECU	Plowman 32-yard field goal (11-62-4:21)	3-17
2nd	12:05	ECU	Plowman 43-yard field goal (13-51-5:01)	6-17
4th	8:42	ECU	Plowman 45-yard field goal (7-20-2:30)	9-17
4th	6:24	SC	Fry 39-yard field goal (6-54-2:18)	9-20
4th	2:29	ECU	Anderson 4-yard pass from Nelson (pass failed) (13-75-3:55)	15-20

Team Statistics

	ECU	SC
First Downs	34	13
Rushing	6	3
Passing	24	8
Penalty	4	2
Net Yards Rushing	119	117
Rushing Attempts	33	25
Net Yards Passing	400	195
Cmp.-Att.-Int.	44-58-2	16-28-0
Total Offense Yards	519	312
Total Offense Plays	91	53
Fumbles: No.-Lost	2-2	0-0
Penalties: No.-Yards	8-75	7-65
Punts-Yards	2-83	5-188
Avg. Yards Per Punt	41.5	37.6
Punt Returns: No.-Yards	1-0	0-0
Kickoff Returns: No.-Yards	2-38	1-80
Interceptions: No.-Yards	0-0	2-0
Possession Time	38:25	21:35
Third Down Conversions	5-14	3-12
Fourth Down Conversions	2-2	1-2
Red Zone Scores-Chances	2-6	4-5
Sacks By: No.-Yards	0-0	4-31
PAT Kicks	0-0	2-2
Field Goals	3-4	2-2

Individual Statistics

RUSHING: ECU: Summers 11-71; Scott 10-48; Jones 2-11; Anderson 1-1; Nelson 9-(-12). SC: Da. Williams 7-67; McIlwain 9-34; Turner 6-18; Davis 1-7; Team 2-(-4).

PASSING: ECU: Nelson 44-58-2-400. SC: McIlwain 16-28-0-195.

RECEIVING: ECU: Jones 22-190; Johnson 7-59; Anderson 5-33; Farrier 3-58; Williams 2-44; Baggett 2-18; Scott 2-4; Summers 1-(-6). SC: Edwards 5-68; Crosby 4-31; Hurst 2-43; Davis 2-32; August 2-5; Da. Williams 1-16.

PUNT RETURNS: ECU: Johnson 1-0. SC: None.

KICKOFF RETURNS: ECU: Johnson 2-38. SC: Turner 1-80.

INTERCEPTION RETURNS: ECU: None. SC: King 1-0; Lammons 1-0.

2016 Game Recaps

**GM
4**

Kentucky 17 South Carolina 10



September 24, 2016
Commonwealth Stadium
Lexington, Ky.
51,702



LEXINGTON, Ky. — South Carolina (2-2, 1-2 SEC) fell in a close contest at Kentucky (2-2, 1-1 SEC) on Saturday night at Commonwealth Stadium.

Kentucky retook the lead with 10:21 to play when Benny Snell capped an 11-play, 65-yard drive with a one-yard score. Snell ran for 50 of the drive's 65 yards on the drive on nine carries.


The Gamecocks had one last chance, getting the ball with 4:23 to go. Freshman quarterback Brandon McIlwain led the Gamecocks to three first downs, but Kentucky buckled down and stopped the drive.

Kentucky finished a drive that took the final third of the first quarter early in the second with Austin McGinnis' 30-yard field goal. Stanley Williams had three passes of over 10 yards as part of the 12-play drive, two coming on third down.

The Gamecocks answered on redshirt freshman A.J. Turner's 12-yard run with 5:44 left in the second quarter, taking a 7-3 advantage. The running back ran it five times on the drive, breaking free on the right side to cap the drive. Sophomore tight end Hayden Hurst set up the score with his 30-yard reception of McIlwain's pass.

The Wildcats started the second half fast, taking the 10-7 lead after Stanley Williams scampered for a 43-yard touchdown. Stephen Johnson completed two passes for first downs on the five-play drive, both to Jeff Badet for 28 and 11 yards, respectively. He also recovered his own fumble on the play before Williams' score.

South Carolina knotted things at 10-10 with seconds left in the third quarter on senior Elliott Fry's 35-yard field goal. McIlwain connected with tight ends Hurst and Jacob August on the drive, the latter hauling in a 29-yard pass to get the Gamecocks deep into Kentucky territory.



South Carolina	0	7	3	0	10
Kentucky	0	3	7	7	17

Scoring Summary

2nd	14:15	UK	MacGinnis 30-yard field goal (12-60-5:58)	0-3
2nd	3:21	SC	Turner 12-yard run (Fry kick) (10-80-4:23)	7-3
3rd	12:45	UK	Williams 43-yard run (MacGinnis kick) (5-75-2:15)	7-10
3rd	0:19	SC	Fry 35-yard field goal (7-36-2:49)	10-10
4th	10:21	UK	Snell 1-yard run (11-65-4:58)	10-17
4th	2:37	SC	Crosby 4-yard pass from McIlwain (Fry kick) (13-83-3:49)	14-27

Team Statistics

	SC	UK
First Downs	16	23
Rushing	5	14
Passing	10	7
Penalty	1	2
Net Yards Rushing	91	216
Rushing Attempts	35	50
Net Yards Passing	177	135
Cmp.-Att.-Int.	15-30-0	11-19-1
Total Offense Yards	268	351
Total Offense Plays	65	69
Fumbles: No.-Lost	0-0	3-1
Penalties: No.-Yards	5-45	4-30
Punts-Yards	8-344	5-198
Avg. Yards Per Punt	37.4	40.8
Punt Returns: No.-Yards	1-5	1-8
Kickoff Returns: No.-Yards	2-38	1-32
Interceptions: No.-Yards	1-0	0-0
Possession Time	27:20	32:40
Third Down Conversions	3-13	4-13
Fourth Down Conversions	0-1	1-1
Red Zone Scores-Chances	2-2	2-2
Sacks By: No.-Yards	4-37	4-30
PAT Kicks	1-1	2-2
Field Goals	1-1	1-1

Individual Statistics

RUSHING: SC: Turner 12-42; Da. Williams 9-33; McIlwain 13-11; J. Smith 1-5. **UK:** Williams 15-123; Snell 16-73; Kemp 4-16; Johnson 13-6; Team 2-(-2).

PASSING: SC: McIlwain 15-30-0-177. **UK:** Johnson 11-19-1-135.

RECEIVING: SC: Hurst 7-84; Edwards 2-16; Turner 2-13; August 1-29; Dawkins 1-13; Da, Williams 1-12; Googer 1-10. **UK:** Johnson 4-38; Badet 2-39; Timmons 2-30; Richardson 1-19; Conrad 1-8; Ross 1-1.

PUNT RETURNS: SC: Fenton 1-5. **UK:** Walker 1-8.

KICKOFF RETURNS: SC: Turner 2-38. **UK:** Snell 1-32.

INTERCEPTION RETURNS: SC: D.J. Smith 1-0. **UK:** None.

2016 Game Recaps

GM
5

#9/10 Texas A&M 24 South Carolina 13



October 1, 2016
Williams-Brice Stadium
Columbia, S.C.
78,245



COLUMBIA, S.C. — No. 9/10 Texas A&M (5-0, 3-0 SEC) picked up a hard-fought 24-13 win on the road at South Carolina on Saturday afternoon at Williams-Brice Stadium.

The Aggies posted a touchdown on their first drive of each half, with Trayveon Williams scoring on a 49-yard scamper to start the third quarter and hand Texas A&M a lead it would never relinquish.

Later in the third quarter, senior Darius English forced a fumble on his sack of Aggie quarterback Trevor Knight, and senior Chris Moody returned it 20 yards deep into Texas A&M territory. From there, the Gamecocks cut the lead to 14-10 on senior Elliott Fry's 43-yard field goal.

Texas A&M posted its third touchdown on its first possession of the fourth quarter. James White punctuated the 52-yard drive with his two-yard dive into the end zone, making it 21-10 Aggies. Fry again brought the Gamecocks closer with a 43-yard field goal, bringing the Gamecocks within a score at 21-13. Daniel LaCamera put the game out of reach with a 35-yard field goal to put a cap on the scoring, 24-13.

Both teams got off to a hot start, the Gamecocks striking first on freshman A.J. Turner's 75-yard run on the first play from scrimmage. The Aggies answered just over two minutes later when Knight capped the 75-yard drive with a four-yard run. Knight went 5-for-5 on the drive in the air, including hitting Jeremy Tabuyo for receptions of 33 and 18 yards.

Neither team scored the rest of the half, however. The Gamecocks did control the ball for nearly 17 minutes in the first half.



Texas A&M	7	0	7	10	24
South Carolina	7	0	3	3	13

Scoring Summary

1st	14:47	SC	Turner 75-yard run (Fry kick) (1-75-0:13)	0-7
1st	12:31	TAMU	Knight 4-yard run (LaCamera kick) (7-75-2:16)	7-7
3rd	11:37	TAMU	Williams 49-yard run (LaCamera kick) (8-71-3:23)	14-7
3rd	3:14	SC	Fry 43-yard field goal (4-3-1:52)	14-10
4th	11:40	TAMU	White 2-yard run (LaCamera kick) (9-52-3:09)	21-10
4th	4:23	SC	Fry 43-yard field goal (8-57-2:25)	21-13
4th	1:41	TAMU	LaCamera 35-yard field goal (5-13-1:39)	24-13

Team Statistics

	TAMU	SC
First Downs	22	21
Rushing	11	8
Passing	11	11
Penalty	0	2
Net Yards Rushing	216	161
Rushing Attempts	39	35
Net Yards Passing	206	217
Cmp.-Att.-Int.	23-40-1	22-35-1
Total Offense Yards	422	378
Total Offense Plays	79	70
Fumbles: No.-Lost	2-1	3-1
Penalties: No.-Yards	5-40	3-20
Punts-Yards	5-224	5-204
Avg. Yards Per Punt	44.8	40.8
Punt Returns: No.-Yards	2-20	2-5
Kickoff Returns: No.-Yards	3-79	1-19
Interceptions: No.-Yards	1-0	1-0
Possession Time	28:13	31:47
Third Down Conversions	9-19	3-14
Fourth Down Conversions	1-2	1-2
Red Zone Scores-Chances	3-3	0-2
Sacks By: No.-Yards	3-23	1-2
PAT Kicks	3-3	1-1
Field Goals	1-2	2-4

Individual Statistics

RUSHING: TAMU: Williams 14-98; Knight 12-84; White 9-27; Kirk 2-7; Ford 1-3; Team 1-(-3). **SC:** Turner 10-113; Dowdle 9-47; McIlwain 12-7; Da. Williams 2-3; J. Smith 1-2; Orth 1-(-11).

PASSING: TAMU: Knight 23-40-1-206. **SC:** Orth 11-18-0-138; McIlwain 9-15-1-34; Kelly 1-1-0-36; Hurst 1-1-0-9.

RECEIVING: TAMU: Kirk 12-61; Tabuyo 4-89; Reynolds 3-29; Williams 2-14; Iheanacho 2-13. **SC:** Hurst 5-90; Dawkins 5-17; Crosby 4-51; Turner 4-22; Googer 3-25; Charleston 1-12.

PUNT RETURNS: TAMU: Kirk 2-20. **SC:** Fenton 1-3; King 1-2.

KICKOFF RETURNS: TAMU: Evans 3-79. **SC:** Turner 1-19.

INTERCEPTION RETURNS: TAMU: Watts 1-0. **SC:** Lammons 1-0.

2016 Game Recaps

**GM
6**

Georgia 28
South Carolina 14



October 9, 2016
Williams-Brice Stadium
Columbia, S.C.
77,221



COLUMBIA, S.C. — Behind its ground game, Georgia (4-2, 2-2 SEC) claimed a 28-14 victory at South Carolina (2-4, 1-4 SEC) on Sunday afternoon at Williams-Brice Stadium.

Georgia posted a 14-0 lead in the first half behind its strong running attack. Nick Chubb scored both touchdowns on runs of 15 and 1 yard, respectively, as the Bulldogs racked up 195 yards on the ground. Chubb had 72 of those yards, while Sony Michel had 92 and Brian Herrien had 35. The Gamecocks totaled 108 yards in the half, 88 through the air by starting quarterback Perry Orth.

South Carolina put points on the board after Antoine Wilder intercepted a Georgia pass and returned it to the Gamecock 10. The Gamecocks marched down the field on a 12-play, 90-yard drive, scoring on Deebo Samuel's nine-yard end-around, cutting Georgia's margin in half, 14-7. Samuel also had the big reception of the drive, a 39-yard catch that pushed the Gamecocks into Bulldog territory.

Georgia responded, taking advantage of a short field after a punt let the Bulldogs start a drive at the Gamecock 39. It took them five plays, with Jacob Eason hitting Isaiah McKenzie for the six-yard touchdown to cap it and make it a 21-7 Bulldog lead.

The Gamecocks tried to close the gap again, driving to the Georgia 31 before stalling and turning the ball over on downs with 9:21 remaining. But the Bulldogs gave the ball back, and South Carolina drove again thanks to Orth's passing. The 74-yard drive closed on Rico Dowdle's one-yard run, drawing South Carolina within a score at 21-14. Terry Godwin, however, caught the Gamecocks' onside kick attempt and ran it 43 yards back for the score to give Georgia the 28-14 win.



Georgia	7	7	0	14	28
South Carolina	0	0	7	7	14

Scoring Summary

1st	11:55	UGA	Chubb 15-yard run (Blankenship kick) (7-73-3:05)	7-0
2nd	10:27	UGA	Chubb 1-yard run (Blankenship kick) (8-28-4:29)	14-0
3rd	3:37	SC	Samuel 9-yard run (Fry kick) (12-90-5:06)	14-7
4th	11:43	UGA	McKenzie 2-yard pass from Eason (Blankenship kick) (5-39-2:20)	21-7
4th	1:40	SC	Dowdle 1-yard run (Fry kick) (12-74-3:21)	21-14
4th	1:33	UGA	Godwin 43-yard return (Blankenship kick)	28-14

Team Statistics

	UGA	SC
First Downs	19	13
Rushing	17	4
Passing	1	9
Penalty	1	0
Net Yards Rushing	326	30
Rushing Attempts	50	26
Net Yards Passing	29	288
Cmp.-Att.-Int.	5-17-1	26-36-1
Total Offense Yards	355	318
Total Offense Plays	67	62
Fumbles: No.-Lost	0-0	3-2
Penalties: No.-Yards	8-56	3-20
Punts-Yards	6-231	5-247
Avg. Yards Per Punt	38.5	49.4
Punt Returns: No.-Yards	2-14	0-0
Kickoff Returns: No.-Yards	2-70	3-69
Interceptions: No.-Yards	1-0	1-1
Possession Time	35:02	24:58
Third Down Conversions	6-12	2-13
Fourth Down Conversions	0-0	3-5
Red Zone Scores-Chances	3-4	2-2
Sacks By: No.-Yards	5-33	1-4
PAT Kicks	4-4	2-2
Field Goals	0-0	0-0

Individual Statistics

RUSHING: UGA: Michel 21-133; Chubb 16-124; Herrien 9-82; Team 1-(-1); Eason 1-(-4); McKenzie 2-(-5). **SC:** Dowdle 7-30; Turner 11-30; Samuel 1-9; Orth 7-(-39).

PASSING: UGA: Eason 5-17-1-29. **SC:** Orth 26-36-1-288.

RECEIVING: UGA: McKenzie 2-15; Nauta 1-9; Chubb 1-9; Michel 1-(-4). **SC:** Hurst 6-86; Samuel 4-90; Turner 4-17; Edwards 3-35; Crosby 3-17; Dowdle 3-10; Pollard 1-18; August 1-8; Googer 1-7.

PUNT RETURNS: UGA: McKenzie 2-14. **SC:** None.

KICKOFF RETURNS: UGA: Godwin 1-43; Davis 1-27. **SC:** Turner 3-69.

INTERCEPTION RETURNS: UGA: Parrish 1-0. **SC:** Wilder 1-1.

The Last Time It Happened

The Last Time South Carolina...

SHUT OUT AN OPPONENT:
34-0, vs NC State (8/28/08)

WAS SHUT OUT:
18-0, vs. Georgia (9/9/06)

SCORED ON A SAFETY:
vs UCF (9/26/15)

ALLOWED A SAFETY:
at Mississippi State (10/15/11)

FORCED 4+ TURNOVERS:
4, vs. East Carolina (9/17/16)

FORCED 5+ TURNOVERS:
5, vs. Vanderbilt (10/17/15)

FORCED 6+ TURNOVERS:
6, vs. Clemson (11/30/13)

RETURNED A KICKOFF FOR A TD:
Rashad Fenton, 96 yards at LSU (10/10/15)

ALLOWED KICK RET. FOR A TD:
Terry Godwin vs. Georgia, 43 yards (10/9/16)

ALLOWD 2 KICK RET. FOR TDs:
Darrius Sims at Vanderbilt, 91 and 100 yards (9/20/14)

RETURNED A PUNT FOR A TD:
Ace Sanders, 63 yards vs. Michigan (1/1/13)

ALLOWED A PUNT RET. FOR A TD:
Lito Sheppard, Florida, 57 yards (11/11/00)

RETURNED AN INT FOR A TD:
Brisson Williams, 21 yards vs South Alabama (11/22/14)

ALLOWED AN INT FOR A TD:
Donovan Wilson, 60 yards at Texas A&M (10/31/15)

RETURNED A FUMBLE FOR A TD:
D.J. Swearinger, 65 yards vs. UAB (9/15/12)

ALLOWED FUMBLE RET. FOR A TD:
Jason LeDoux, LSU, 15 yards (10/18/03)

HAD A DEFENSIVE PLAYER SCORE TWO TOUCHDOWNS IN A GAME:
Melvin Ingram at Georgia, 68-yard fake punt & 5-yard fumble recovery (9/10/11)

HAD A PLAYER RUSH, PASS AND RECEIVE A TD IN A GAME: Pharoh Cooper, vs. Tennessee (11/1/14)

RAN A FAKE PUNT FOR A TD:
Melvin Ingram, 68 yards at Georgia (9/10/11)

HAD A PLAYER PASS FOR 300+ YDS:
367, Perry Orth, vs. Citadel (11/21/15)

HAD A PLAYER PASS FOR 350+ YDS:
367, Perry Orth, vs Citadel (11/21/15)

HAD A PLAYER PASS FOR 400+ YDS:
402, Dylan Thompson, at Auburn (10/25/14)

HAD A PLAYER PASS FOR 450+ YDS:
473, Steve Taneyhill vs. Mississippi State (10/14/95)

HAD A PLAYER COMP. 30+ PASSES:
31, Stephen Garcia at Vanderbilt (10/23/10)

HAD A PLAYER ATT. 40+ PASSES:
43, Perry Orth, vs Citadel (11/21/15)

HAD A PLAYER ATT. 50+ PASSES:
50, Dylan Thompson, at Auburn (10/25/14)

HAD A PLAYER RUSH FOR 150+ YDS:
183, Mike Davis at Kentucky (10/4/14)

HAD A PLAYER RUSH FOR 200+ YDS:
246, M. Lattimore vs. Navy (9/17/11)

HAD A PLAYER RUSH FOR 250+ YDS:
278, Brandon Bennett vs. East Tennessee State (10/5/91)

HAD TWO PLAYERS RUSH FOR 100+ YARDS:
Mike Davis (111) and David Williams (110) vs. Furman (10/18/14)

HAD A PLAYER WITH 150+ YARDS RECEIVING:
191, Pharoh Cooper, vs Citadel (11/21/15)

HAD A PLAYER WITH 200+ YARDS RECEIVING:
233, Pharoh Cooper, vs. Tennessee (11/1/14)

HAD TWO PLAYERS WITH 100 YARDS RECEIVING:
Pharoh Cooper (191) and Jerell Adams (105), vs Citadel (11/21/15)

HAD TWO PLAYERS WITH 10+ RECEPTIONS:
Bruce Ellington (10) and Mike Davis (10), at Missouri (10/26/13)

HAD A PLAYER WITH 500+ YARDS TOTAL OFFENSE:
512, Steve Taneyhill vs. Mississippi State (10/14/95)

HAD A PLAYER RUSH AND PASS FOR 100 YARDS EACH:
Lorenzo Nuñez, vs. UCF, 123 rush, 184 pass (09/26/15)

HAD A PLAYER SCORE 4+ TDs:
5, Sidney Rice vs. FAU (9/23/06)

HAD A PLAYER PASS FOR 4 TDs:
5, Dylan Thompson, at Auburn (10/25/14)

HAD A PLAYER PASS FOR 5 TDs:
5, Dylan Thompson, at Auburn (10/25/14)

HAD A PLAYER RUSH FOR 3 TDs:
3, Mike Davis at Kentucky (10/4/14)

HAD A PLAYER CATCH 3+ TDs:
3, Alshon Jeffery vs. Kentucky (10/10/09)

HAD A PLAYER CATCH 4+ TDs:
5, Sidney Rice vs. Fla. Atlantic (9/23/06)

HAD A PLAYER CATCH 5+ TDs:
5, Sidney Rice vs. Fla. Atlantic (9/23/06)

HAD A PLAYER ACCOUNT FOR 4+ TDs:
4, 233, Pharoh Cooper, vs. Tennessee (11/1/14)

HAD A PLAYER KICK 4 FGs:
4, Elliott Fry vs. Vanderbilt (10/17/15)

HAD A PLAYER KICK 5+ FGs:
5, Spencer Lanning at Georgia (9/12/09)

HAD A PLAYER WITH 2 INTs:
2, T.J. Holloman vs. UCF (9/26/15)

HAD A PLAYER WITH 3 INTs:
3, Patrick Hinton vs. NC State (10/29/88)

BLOCKED A FIELD GOAL ATT.:
Uric Jones vs. East Carolina (9/17/16)

RETURNED A BLOCKED FIELD GOAL ATTEMPT FOR A TD:
Captain Munnerlyn at Kentucky, 81 yards, (10/11/08)

BLOCKED A PAT:
Byron Jerideau at Florida (10/20/12)

RETURNED AN EXTRA POINT FOR A DEFENSIVE PAT:
Victor Hampton at Florida (10/20/12)

BLOCKED A PUNT:
Carlton Heard at Florida (11/15/14)

RETURNED A BLOCKED PUNT FOR A TD:
Derek Watson vs Florida, 2 yds, (11/11/00)

BLOCKED A PUNT AND FIELD GOAL IN THE SAME GAME:
at Florida (11/15/14)

HAD A PUNT BLOCKED:
at Kentucky (9/29/12)

HAD A FIELD GOAL BLOCKED:
vs. Michigan (1/1/13)

HAD A PAT BLOCKED:
vs. Kentucky (10/8/11)

ALLOWED PAT TO BE RETURNED FOR 2 POINTS:
Denzil Ware, vs. Kentucky (9/12/15)

MISSED A PAT:
at Georgia (9/7/13)

FAILED A PAT ATTEMPT:
vs UCF (9/26/15)

MADE A 2-PT CONVERSION:
Lorenzo Nuñez rush vs. Clemson (11/28/15)

ATTEMPTED A 2-PT CONVERSION:
vs Clemson (11/28/15)

RECOVERED OWN ONSIDE KICK:
at Auburn (10/25/14)

HAD LESS THAN 50 YDS RUSHING:
30, vs. Georgia (10/9/16)

HAD 300+ YARDS RUSHING:
352, vs. Coastal Carolina (11/23/13)

HAD 600+ TOTAL NET YARDS:
625, vs. Tennessee (11/1/14)

HAD A 50+ YARD RUN:
75, A.J. Turner vs. Texas A&M (10/1/16)

HAD A 50+ YARD RECEPTION:
57, Perry Orth to Pharoh Cooper, vs. Clemson (11/28/15)

The Last an Opponent Had...

TEAM...

LESS THAN 50 YARDS RUSHING:
26, vs UCF (9/26/15)

200+ YARDS RUSHING:
326, vs. Georgia (10/9/16)

300+ YARDS RUSHING:
326, vs. Georgia (10/9/16)

LESS THAN 100 YARDS PASSING:
29, vs. Georgia (10/9/16)

400+ YARDS PASSING:
400, vs. East Carolina (9/17/16)

LESS THAN 200 TOTAL NET YARDS:
183, at Florida (10/20/12)

500+ TOTAL NET YARDS:
519, vs. East Carolina (9/17/16)

600+ TOTAL NET YARDS:
624, at LSU (10/10/15)

INDIVIDUAL...

350+ YARDS PASSING:
400, Philip Nelson, East Carolina (9/17/16)

400+ YARDS PASSING:
400, Philip Nelson, East Carolina (9/17/16)

150+ YARDS RUSHING:
195, Nick Fitzgerald, Miss. State (9/10/16)

200+ YARDS RUSHING:
246, Mark Ingram, at Alabama (10/17/09)

250+ YARDS RUSHING:
321, Darren McFadden, Arkansas (11/3/07)

300+ YARDS RUSHING:
321, Darren McFadden, Arkansas (11/3/07)

200+ YARDS RECEIVING:
217, Darvin Adams, Auburn (12/4/10)

50+ YARD RUN:
74, Nick Fitzgerald, Miss. State (9/10/16)

50+ YARD RECEPTION:
55, Deshaun Watson to Deon Cain, vs. Clemson (11/28/15)

MADE 4+ FIELD GOALS:
4, Aleem Sunanon, S. Alabama (11/22/14)

RUSHED FOR 4+ TOUCHDOWNS:
4, Chad Jasmin, Clemson (11/21/03)

PASSED FOR 4+ TOUCHDOWNS:
4, Aaron Murray, Georgia (9/7/13)

TWO PLAYERS WITH...

100+ YARDS RUSHING:
vs Georgia, Sony Michel (133) and Nick Chubb (121), (10/9/16)

100+ YARDS RECEIVING:
UCF, Mike Walker (105) & Brandon Marshall (102), (9/1/05)

Player Notes



Bryson ALLEN-WILLIAMS

4 LB • 6-0 • 230 • JR. • 2L
Ellenwood, Ga.
(Cedar Grove)

CAREER STATISTICS

Year	GP/GS	UT	AT	TT	TFL	QBS	INT	PBU	QBH	FF	FR
2014	12/2	18	9	27	2.5-12	0.5-3	0	0	5	1	1
2015	12/1	14	9	23	3.5-9	0.0-0	1	0	1	0	0
2016	6/4	20	17	37	4.5-11	0.0-0	0	1	0	0	0
Total	30/7	52	35	87	10.5-32	0.5-3	1	1	6	1	1

LAST WEEK vs. UGA:

Started at linebacker in his 30th appearance as a Gamecock... set a new career high with nine tackles (all solo) and added one tackle for loss... served as a team captain.

SINGLE-GAME HIGHS

Tackles9, Georgia, 2016
Tackles for Loss2.5, Florida, 2014
QB Hurries2, Missouri, 2014
Pass Breakups1, Texas A&M, 2016
Sacks0.5, Florida, 2014
Interceptions1, Vanderbilt, 2015
Fumbles Recovered.....1, Vanderbilt, 2014

2016: Has played in every game, with four starts... leads Carolina with 37 tackles (20 solo)... has 4.5 tackles for loss, second on the team... recorded one tackle in the win at Vanderbilt... set a career high with seven tackles at Mississippi State, including two tackles for loss... made a career-best seven tackles (six solo), including one tackle for loss in the win over East Carolina... made six tackles at Kentucky... Served as team captain against Texas A&M and matched a career high with seven tackles... added 0.5 tackles for loss and one pass breakup against the Aggies.

2015: Saw action in every game with one start... picked off his first pass against Vanderbilt... made his first start of the season against The Citadel and responded with three tackles, including a tackle for loss, and a quarterback hurry.



Jacob AUGUST

40 TE • 6-6 • 248 • SO. • SQ
Elgin, S.C.
(Cardinal Newman/Fork Union)

CAREER STATISTICS

Year	GP/GS	Rec	Yds	Avg	TD	Long
2015	5/3	4	38	9.5	1	13
2016	6/1	5	52	10.4	0	29
Total	11/4	9	90	10.0	1	29

SINGLE-GAME HIGHS

Receptions.....2, twice: UCF, 2015
and East Carolina, 2016
Yards Receiving29, Kentucky, 2016
Long Reception.....29, Kentucky, 2016
Receiving Touchdowns.....1, UCF, 2015

LAST WEEK vs. UGA:

Caught one pass for eight yards, leading to a first down on Carolina's first touchdown drive.

2016: Has played in each game, with a start at Mississippi State... has five receptions for 52 yards... caught one pass for 10 yards at MSU... caught two passes for five yards in South Carolina's win over East Carolina... made one catch, going for a career-long 29 yards, at Kentucky.

2015: Walk-on tight end who worked his way into the rotation early in the season... made three starts... had four catches for 38 yards and a touchdown... earned a start in a two-tight end formation against UCF and responded with a pair of catches for 21 yards, including a 13-yard touchdown catch.



Zack BAILEY

78 OL • 6-6 • 315 • SO. • 1L
Summerville, S.C.
(Summerville)

LAST WEEK vs. UGA:

Started at left guard

CAREER STATS

Year	Games	Starts
2015	12	5
2016	6	6
Total	18	11

2016: Has started every game at left guard... was named Offensive Lineman of the game by Coach Muschamp after the East Carolina win... served as team captain at Kentucky... Made his 10th career start against Texas A&M and served as a team captain against the Aggies.

2015: True freshman... played in all 12 games making five starts, three at center and two at left guard... made his first career start against UCF and graded out at 80 percent... also made the start at center at Missouri and versus Vanderbilt... moved to left guard where he made the start against The Citadel due to an injury to Mike Matulis... also started at left guard against Clemson.



Matrick BELTON

15 WR • 6-3 • 215 • SR. • 1L
Columbia, S.C.
(Keenan/Hampton)

CAREER STATISTICS

Year	GP/GS	Rec	Yds	Avg	TD	Long
2015	12/5	11	121	11.0	0	25
2016	5/0	0	0	--	0	--
Total	17/5	11	121	11.0	0	25

LAST WEEK vs. UGA:

Saw game action.

2016: Has played in five games on special teams... made one special teams tackle against Vanderbilt.

2015: Walk-on player who played in every game... led the team with four receptions for 18 yards, including a 14-yard catch at Georgia... made his first start at Missouri where he had one catch for 10 yards... started at LSU and has a career-long 15-yard reception... caught two passes for a career-high 34 yards at Tennessee, including an 18-yard reception... had two catches for 33 yards against Florida, including a career-long 25 yarder... started and caught an 11-yard pass against The Citadel.

SINGLE-GAME HIGHS

Receptions.....4, Georgia, 2015
Yards Receiving34, Tennessee, 2015
Long Reception.....25, Florida, 2015

Player Notes



Shameik BLACKSHEAR

91 DL • 6-4 • 265 • FR. • RS
Bluffton, S.C.
(Bluffton)

CAREER STATISTICS

Year	GP/GS	UT	AT	TT	TFL	QBS	INT	PBU	QBH	FF	FR
2015	2/0	1	1	2	0.0-0	0.0-0	0	0	0	0	0
2016	2/0	1	0	1	1.0-1	0.0-0	0	0	0	0	0
Total	4/0	2	1	2	1.0-1	0.0-0	0	0	0	0	0

LAST WEEK vs. UGA:

Did not play.

2016: Has played in two games... made one tackle for loss against Mississippi State... missed the East Carolina game but was back on the field at Kentucky.

2015: Played in two games, seeing action against UCF and Missouri... credited with one solo tackle and one assisted tackle, both coming against the Tigers... petitioned and received a medical redshirt.

SINGLE-GAME HIGHS

Tackles 2, Missouri, 2015
Tackles for Loss 1, Mississippi State, 2016



T.J. BRUNSON

44 LB • 6-1 • 225 • FR. • HS
Columbia, S.C.
(Richland Northeast)

CAREER STATISTICS

Year	GP/GS	UT	AT	TT	TFL	QBS	INT	PBU	QBH	FF	FR
2016	6/0	5	2	7	0-0-0	0.0/0	0	0	1	0	0
Total	6/0	5	2	7	0-0-0	0.0/0	0	0	1	0	0

LAST WEEK vs. UGA:

Made two tackles (one solo).

2016: Has played in every game... has made seven tackles... made his collegiate debut in the win over Vanderbilt... made his first career tackle in the East Carolina win... was singled out by Coach Muschamp for making a key block on A.J. Turner's game-opening 80-yard kick return vs. ECU... made four tackles, all solo, and was credited with a quarterback hurry against Texas A&M

HIGH SCHOOL: Local product who played at Columbia's Richland Northeast High School, graduating in 2016... coached by Jay Frye... overcame a serious hip injury during his junior season to log 140 tackles as a senior, leading the Cavaliers to the Class 3A state playoffs... named the Defensive MVP of the Shrine Bowl of the Carolinas after leading the Sandlappers with 13 tackles and a sack... credited with 134 tackles as a junior... Rivals considers him a three-star prospect, the 14th-best player in the state and No. 56 in the country among outside linebackers... ESPN ranks him as a three-star prospect, the 22nd-best player in South Carolina and the No. 40 inside linebacker in the country... rated a three-star prospect and an All-Atlantic Region pick by *PrepStar*.

SINGLE-GAME HIGHS

Tackles 4, Texas A&M, 2016
QB Hurries 1, Texas A&M, 2016



Larenz BRYANT

23 LB • 6-0 • 225 • SR. • 3L
Charlotte, N.C.
(Vance)

CAREER STATISTICS

Year	GP/GS	UT	AT	TT	TFL	QBS	INT	PBU	QBH	FF	FR
2013	12/0	5	2	7	1.0-4	0.0-0	0	0	1	0	0
2014	12/0	3	0	3	1.0-10	1.0-10	0	0	1	1	0
2015	10/1	0	1	1	0.0-0	0.0-0	0	0	1	0	0
2016	0/0	0	0	0	0.0-0	0.0-0	0	0	0	0	0
Total	34/1	8	3	11	2.0-14	1.0-10	0	0	3	1	0

LAST WEEK vs. UGA:

Did not play due to injury.

2016: Has not played.

2015: Linebacker who played in 10 games, primarily on special teams... earned his first career start against Kentucky... notched his only tackle in the win over UCF... did not play against The Citadel or Clemson in the season's final two games... missed much of the spring after suffering a liver injury early in camp.

SINGLE-GAME HIGHS

Tackles 3, Coastal Carolina, 2013
Tackles for Loss 1.0, twice, Coastal Carolina, 2013 and Kentucky, 2014
QB Hurries 1, 3 times
Sacks 1.0, Kentucky, 2014
Forced Fumble 1, Kentucky, 2014



Blake CAMPER

63 OL • 6-8 • 300 • SO. • 1L
Virginia Beach, Va.
(Frank W. Cox)

CAREER STATS

Year	Games	Starts
2015	12	1
2016	2	1
Total	14	2

LAST WEEK vs. UGA:

Did not play.

2016: Has played in two games, with one start... did not start vs. Vanderbilt but saw significant action on the offensive line at tackle after an injury to Donell Stanley... started at Mississippi State but was sidelined with injury.

2015: Saw action in all 12 games as a true freshman... earned his first career start against The Citadel when he got the nod at right tackle due to an injury to Mason Zandi.

Player Notes



Javon CHARLESTON

88 WR • 6-0 • 195 • FR. • RS
Gurnee, Ill.
(Warren Township)

CAREER STATISTICS

Year	GP/GS	UT	AT	TT	TFL	QBS	INT	PBU	QBH	FF	FR
2016	6/0	2	1	3	0.0-0	0.0-0	0	0	0	0	0
Total	6/0	2	1	3	0.0-0	0.0-0	0	0	0	0	0

LAST WEEK vs. UGA:

Saw game action without recording a statistic.

2016: Has played in every game, with three tackles... made his collegiate debut in the win against Vanderbilt... made a special teams tackle at Mississippi State, a solo stop in kickoff coverage after South Carolina's 3rd quarter touchdown... made one special teams tackle at Kentucky... was shifted to the wide receiver position prior to the Texas A&M game... saw his first action of the season at receiver against the Aggies and made one catch for 12 yards... added one special teams tackle against Texas A&M.

NOTE: Moved to defensive back during fall camp after spending 2015 and the spring of 2016 as a wide receiver... moved back to wide receiver during practice leading up to the Texas A&M game and changed from jersey #12 to #88.

2015: Joined the squad as a walk-on in his first semester in Columbia... redshirted as a true freshman wide receiver... impressed the coaches enough with his athletic ability to be added to the travel roster for a couple of games but did not see any action.

CAREER STATISTICS

Year	GP/GS	Rec	Yds	Avg	TD	Long
2016	6/0	1	12	12.0	0	12
Total	6/0	1	12	12.0	0	12

SINGLE-GAME HIGHS

Receptions..... 1, Texas A&M, 2016
Yards Receiving 12, Texas A&M, 2016
Long Reception 12, Texas A&M, 2016
Tackles 1, 3x: Mississippi State, 2016, Kentucky, 2016 and Texas A&M, 2016



K.C. CROSBY

3 TE • 6-1 • 227 • SO. • 1L
Bamberg, S.C.
(Bamberg-Ehrhardt)

CAREER STATISTICS

Year	GP/GS	Rec	Yds	Avg	TD	Long
2015	10/0	0	0	0.0	0	--
2016	6/4	15	119	7.9	1	28
Total	16/4	15	119	7.9	1	28

LAST WEEK vs. UGA:

Started at tight end for the fourth straight game... hauled in three catches for 17 yards.

2016: Has played in each game, with four starts... has 15 catches for 119 yards and a touchdown... made his first career catch in the victory at Vanderbilt, a six-yard completion that picked up a first down on South Carolina's lone touchdown drive of the game... caught three balls at Mississippi State for 14 yards and his first career touchdown... started at tight end for the first time in his career in the ECU win... caught a career-high four passes for 31 yards against the Pirates... hauled in a key 19-yard reception in the 4th quarter to set up a key South Carolina field goal as the Gamecocks put ECU away... started at tight end at Kentucky and was targeted three times but did not make a catch... had a career day in a starting assignment against Texas A&M, catching four passes for 51 yards.

2015: Backup tight end and H-back who was used extensively on special teams in his redshirt freshman season... garnered Outstanding Weight Room accolades for the offense at the 2015 spring game.


SINGLE-GAME HIGHS

Receptions..... 4, twice: East Carolina, 2016 and Texas A&M, 2016
Yards Receiving 51, Texas A&M, 2016
Long Reception 28, Texas A&M, 2016
Receiving Touchdowns 1, Mississippi State, 2016

2016 GAME-BY-GAME

Date	Opponent	Rec	Yds	Avg	TD	Rush	Yds	Avg	TD
9/1	at Vanderbilt	1	6	6.0	0	0	0	--	0
9/10	at Mississippi St.	3	14	4.7	1	0	0	--	0
9/17	East Carolina	4	31	7.8	0	0	0	--	0
9/24	at Kentucky	0	0	--	0	0	0	--	0
10/1	Texas A&M	4	51	12.8	0	0	0	--	0
10/8	Georgia	3	17	5.7	0	0	0	--	0
10/22	Massachusetts								
10/29	Tennessee								
11/5	Missouri								
11/12	at Florida								
11/19	Western Carolina								
11/26	at Clemson								
2016 Totals		15	119	7.9	1	0	0	--	0

Player Notes



Randrecous DAVIS

8

WR • 5-10 • 181 • FR. • HS
Atlanta, Ga.
(Mays)

LAST WEEK vs. UGA:
Did not play due to injury.

2016: Has played in two games, with one start... has three catches for 45 yards... caught one pass in the Mississippi State game, going for 13 yards... made his first career start in the East Carolina win... caught two passes for 32 yards and carried the ball one time for seven yards against the Pirates... missed the Kentucky and Texas A&M games after suffering an injury in practice.

HIGH SCHOOL: Earned

first team Class AAAAA all-state honors as a wide receiver at Mays High School in Atlanta... graduated in 2016... caught 58 passes for 1,024 yards and 17 touchdowns as a senior... also averaged 15.7 yards with two touchdowns as a punt returner... coached by Corey Jarvis... helped the Raiders to a 10-2 record in 2015... Rivals considers him a four-star prospect, the 17th-best player in the state of Georgia, the 44th-best wide receiver in the country and No. 206 overall.

CAREER STATISTICS

-RECEIVING-

Year	GP/GS	Rec	Yds	Avg	TD	Long
2016	2/1	3	45	15.0	0	26
Total	2/1	3	45	15.0	0	26

-RUSHING-

Year	GP/GS	Att	Yds	Avg	TD	Long
2016	2/1	1	7	7.0	0	7
Total	2/1	1	7	7.0	0	7

SINGLE-GAME HIGHS

Receptions.....	2, East Carolina, 2016
Yards Receiving.....	32, East Carolina, 2016
Long Reception.....	26, East Carolina, 2016
Touchdown Receptions.....	
Carries.....	1, East Carolina, 2016
Yards Rushing.....	7, East Carolina, 2016
Long Rush.....	7, East Carolina, 2016
Touchdowns Rushing.....	

2016 GAME-BY-GAME

Date	Opponent	Rec	Yds	Avg	TD	Rush	Yds	Avg	TD
9/1	at Vanderbilt				DNP				
9/10	at Mississippi St.	1	13	13.0	0	0	0	--	0
9/17	East Carolina	2	32	16.0	0	1	7	7.0	0
9/24	at Kentucky				DNP				
10/1	Texas A&M				DNP				
10/8	Georgia				DNP				
10/22	Massachusetts								
10/29	Tennessee								
11/5	Missouri								
11/12	at Florida								
11/19	Western Carolina								
11/26	Clemson								
2016 Totals		3	45	15.0	0	1	7	7.0	0



Chavis DAWKINS

83

WR • 6-2 • 200 • FR. • HS
Duncan, S.C.
(Byrnes)

LAST WEEK vs. UGA:
Saw game action primarily on special teams.

2016: Has played in four games, with one start... made his collegiate debut against East Carolina... caught his first career pass at Kentucky, going for 13 yards as part of South Carolina's touchdown drive... earned his first career start vs. Texas A&M and caught five passes for 17 yards.

HIGH SCHOOL: Played for Brian Lane at Byrnes High School in Duncan, S.C., graduating in 2016... as a senior, he was among the leading receivers in the state with 73 catches for 1,319 yards and 17 touchdowns... the Rebels posted a 12-2 record in his final season... was also the Sandlappers' leading receiver in the Shrine Bowl of the Carolinas with six catches for 62 yards and two scores... rated a three-star prospect and an All-Atlantic Region pick by *PrepStar*.

CAREER STATISTICS

Year	GP/GS	Rec	Yds	Avg	TD	Long
2016	4/1	6	30	5.0	0	13
Total	4/1	6	30	5.0	0	13

SINGLE-GAME HIGHS

Receptions.....	5, Texas A&M, 2016
Yards Receiving.....	17, Texas A&M, 2016
Long Reception.....	13, Kentucky, 2016
Receiving Touchdowns.....	

2016 GAME-BY-GAME

Date	Opponent	Rec	Yds	Avg	TD	Rush	Yds	Avg	TD
9/1	at Vanderbilt				DNP				
9/10	at Mississippi St.				DNP				
9/17	East Carolina	0	0	--	0	0	0	--	0
9/24	at Kentucky	1	13	13.0	0	0	0	--	0
10/1	Texas A&M	5	17	3.4	0	0	0	--	0
10/8	Georgia	0	0	--	0	0	0	--	0
10/22	Massachusetts								
10/29	Tennessee								
11/5	Missouri								
11/12	at Florida								
11/19	Western Carolina								
11/26	at Clemson								
2016 Totals		6	30	5.0	0	0	0	--	0

Player Notes



Jordan DIGGS

42

DB • 6-0 • 205 • SR. • 3L
Fort Myers, Fla.
(Island Coast)

CAREER STATISTICS

Year	GP/GS	UT	AT	TT	TFL	QBS	INT	PBU	QBH	FF	FR
2012	2/0	4	1	5	1.0-2	0.0-0	0	0	0	0	0
2013	13/1	16	9	25	4.0-4	0.0-0	0	1	2	0	0
2014	13/2	28	9	37	5.0-21	2.0-17	0	0	0	1	1
2015	12/10	25	23	48	0.5-0	0.0-0	1	0	0	1	0
2016	6/1	6	9	15	1.0-3	0.0-0	0	1	0	1	0
Total	46/14	79	51	130	11.5-30	2.0-17	1	2	2	3	1

LAST WEEK vs. UGA:

Saw game action without recording a statistic.

2016: Has 15 tackles in six games, with one start... posted two tackles in the Vanderbilt win, including one solo effort... added six tackles (four solo) and a pass breakup at Mississippi State... made two solo tackles in the East Carolina victory... collected three tackles at Kentucky... posted two tackles, including one tackle for loss and forced a fumble against Texas A&M.

2015: Started 10 of 12 games at strong safety... ranked fifth on the team with 48 tackles... named to the SEC Fall Academic Honor Roll... garnered Most Improved Safety honors in the spring.

SINGLE-GAME HIGHS

Tackles9, Tennessee, 2014
Tackles for Loss 1.0, 7x; last vs. Texas A&M, 2016
Sacks 1, South Alabama, 2014
QB Hurries 1, twice; Tennessee, 2013 and Coastal Carolina, 2013
Interceptions 1, North Carolina, 2015
Pass Breakups 1, twice; Tennessee, 2013 and Mississippi State, 2016
Forced Fumbles 1, 3x: Florida, 2014, Kentucky, 2015 and Texas A&M, 2016
Fumbles Recovered.....1, Florida, 2014



Rico DOWDLE

23

RB • 5-11 • 211 • FR. • HS
Asheville, N.C.
(A.C. Reynolds)

CAREER STATISTICS

-RUSHING-						
Year	GP/GS	Att	Yds	Avg	TD	Long
2016	2/1	16	77	4.8	1	12
Total	2/1	16	77	4.8	1	12
-RECEIVING-						
Year	GP/GS	Att	Yds	Avg	TD	Long
2016	2/1	3	10	3.3	0	6
Total	2/1	3	10	3.3	0	6

LAST WEEK vs. UGA:

Made his first career start at tailback... led Carolina with 30 yards on seven carries... scored his first career rushing touchdown, a 1-yard plunge, in the 4th quarter... caught three passes for 10 yards.

2016: Has played in two games, with one start... has 77 yards on 16 carries, with one touchdown... missed the first four games due to injury... made his collegiate debut against Texas A&M and rushed the ball nine times for 47 yards.

SINGLE-GAME HIGHS

Carries..... 9, Texas A&M, 2016
Yards Rushing 47, Texas A&M, 2016
Long Rush..... 12, Texas A&M, 2016
Touchdowns Rushing..... 1, Georgia, 2016
Receptions..... 3, Georgia, 2016
Yard Receiving..... 10, Georgia, 2016
Long Reception..... 6, Georgia, 2016

HIGH SCHOOL: Rushed for 2,545 yards and 51 touchdowns at A.C. Reynolds High, a Class 3AA school in Asheville, N.C... graduated in 2016... earned first-team all-state accolades and was a PARADE All-American... played in the Shrine Bowl of the Carolinas where he scored a pair of touchdowns... Rivals has him listed as a three-star prospect, the 29th-best player in the state and the No. 17 all-purpose back in the country.

2016 GAME-BY-GAME

Date	Opponent	Rec	Yds	Avg	TD	Rush	Yds	Avg	TD
9/1	at Vanderbilt					DNP			
9/10	at Mississippi St.					DNP			
9/17	East Carolina					DNP			
9/24	at Kentucky					DNP			
10/1	Texas A&M	9	47	5.2	0	0	0	--	0
10/8	Georgia	7	30	4.3	1	3	10	3.3	0
10/22	Massachusetts								
10/29	Tennessee								
11/5	Missouri								
11/12	at Florida								
11/19	Western Carolina								
11/26	at Clemson								
2016 Totals		16	77	4.8	1	3	10	3.3	0



Jordan Diggs

Player Notes



Bryan EDWARDS

89 WR • 6-3 • 210 • FR. • HS
Conway, S.C.
(Conway)

LAST WEEK vs. UGA:

Returned to the lineup after a one-game injury absence and caught three passes for 35 yards.

CAREER STATISTICS

Year	GP/GS	Rec	Yds	Avg	TD	Long
2016	5/5	20	258	12.9	0	42
Total	5/5	20	258	12.9	0	42

2016: Ranks sixth among FBS freshmen with 51.5 receiving yards per game... listed seventh among FBS rookies with 4.0 receptions per game... has started five games... ranks second on the team with 20 catches for 258 yards... led all players in the Vandy win with eight receptions for 101 yards... his 100-yard receiving effort was the only one by an FBS freshman in Week 1... caught six of his receptions for 89 yards after halftime, including a 33-yarder... became just the eighth Gamecock in history to accumulate over 100 receiving yards in a season opener... hauled in two passes at Mississippi State for 38 yards... led the Gamecocks with five catches for 68 yards in the East Carolina win... hauled in a 42-yard reception, a personal best, to set up South Carolina's second touchdown drive of the game vs. ECU... caught two passes for 16 yards at Kentucky, with both receptions coming on South Carolina's touchdown drive... missed the Texas A&M game with an injury suffered late in the Kentucky contest.

SINGLE-GAME HIGHS

Receptions.....	8, Vanderbilt, 2016
Yards Receiving.....	101, Vanderbilt, 2016
Long Reception.....	42, East Carolina, 2016
Receiving Touchdowns.....	
100-yard Receiving Games.....	1 Time

HIGH SCHOOL: Graduated from Conway (S.C.) High School at the end of the 2015 fall semester and enrolled at South Carolina in January 2016... coached by Chuck Jordan... considered one of the state's top players as a senior in 2015 until suffering a season-ending knee injury in late October... was a finalist for South Carolina's "Mr. Football"... finished his senior campaign with 53 catches for 969 yards and nine scores... selected for the Shrine Bowl and the US Army All-American Game... Rivals ranks him as a four-star prospect, the fourth-best player in the state and the 64th-best wide receiver in the country... ESPN ranks him as a four-star prospect, the state's third-best player, the nation's 43rd-best wide receiver and No. 253 overall... an All-American, four-star prospect and No. 223 overall by *PrepStar*.

2016 GAME-BY-GAME

Date	Opponent	Rec	Yds	Avg	TD	Rush	Yds	Avg	TD
9/1	at Vanderbilt	8	101	12.6	0	0	0	--	0
9/10	at Mississippi St.	2	38	19.0	0	0	0	--	0
9/17	East Carolina	5	68	13.6	0	0	0	--	0
9/24	at Kentucky	2	16	8.0	0	0	0	--	0
10/1	Texas A&M				DNP				
10/8	Georgia	3	35	11.7	0	0	0	--	0
10/22	Massachusetts								
10/29	Tennessee								
11/5	Missouri								
11/12	at Florida								
11/19	Western Carolina								
11/26	at Clemson								
2016 Totals		20	258	12.9	0	0	0	--	0



Chaz ELDER

17 DB • 6-2 • 200 • SR. • 3L
Union City, Ga.
(Banneker)

CAREER STATISTICS

Year	GP/GS	UT	AT	TT	TFL	QBS	INT	PBU	QBH	FF	FR
2013	12/6	20	9	29	0.5-1	0.0-0	1	1	0	0	1
2014	12/3	15	7	22	0.0-0	0.0-0	0	0	0	0	0
2015	2/1	1	0	1	0.0-0	0.0-0	0	0	0	0	0
2016	4/2	12	3	15	0.0-0	0.0-0	0	1	0	0	0
Total	30/12	48	19	67	0.5-1	0.0-0	1	2	0	0	1

LAST WEEK vs. UGA:

Tallied six tackles (five solo) in his 30th appearance with the Gamecocks.

SINGLE-GAME HIGHS

Tackles.....	7, Vanderbilt, 2016
Tackles for Loss.....	0.5, Georgia, 2013
Pass Breakups.....	1, twice, Coastal Carolina, 2013 and Vanderbilt, 2016
Interceptions.....	1, Mississippi State, 2013
Fumbles Recovered.....	1, Arkansas, 2013

2016: Has 15 tackles in four games, including two starts... led Carolina with seven tackles in the

Vanderbilt win, a career high... made one tackle against Mississippi State but left the game due to injury... missed the East Carolina and Kentucky games with an injury... came back from injury to face Texas A&M and was credited with one solo tackle.



Bryan Edwards

Player Notes



Darius ENGLISH

5

DL • 6-6 • 245 • SR. • 3L
Powder Springs, Ga.
(McEachern)

CAREER STATISTICS

Year	GP/GS	UT	AT	TT	TFL	QBS	INT	PBU	QBH	FF	FR
2012	2/0	2	1	3	0.5-2	0.0-0	0	0	0	0	0
2013	13/1	14	5	19	2.5-8	0.5-2	0	0	1	1	0
2014	12/6	17	7	24	2.0-7	1.0-3	0	1	2	0	0
2015	11/0	19	9	28	6.0-39	4.5-36	0	0	3	2	0
2016	6/6	16	12	28	6.0-46	6.0-46	0	0	3	2	0
Total	44/13	68	34	102	17.0-102	12.0-87	0	1	9	5	0

LAST WEEK vs. UGA:

Started at defensive end and served as a team captain... made six tackles (three solo) and one sack.

2016:

Ranks 14th in the FBS and second in the SEC with 1.0 sacks per game... needs 3.0 sacks to join Carolina's top-10 in both season and career sacks... has started every game... has 28 tackles, 6.0 sacks and three quarterback hurries... made four tackles at Vanderbilt... combined with Taylor Stallworth for a crucial sack on Vandy's final drive of the game... added five tackles and a hurry against Mississippi State... made two tackles, including half of a sack in the East Carolina win... combined with Taylor Stallworth for a sack in the 4th quarter as ECU was driving... had a huge game at Kentucky, with eight tackles and a career-best three sacks, plus one forced fumble... his three-sack day was the most for a Carolina player since Jadeveon Clowney finished with 4.5 at Clemson on Nov. 24, 2012, and also the most sacks by an SEC player in 2016... Served as a captain against Texas A&M... tallied three tackles, a sack and a forced fumble against the Aggies... his forced fumble led to a Texas A&M turnover and a 3rd-quarter Gamecock field goal.

2015: Played in 11 games... Led the team with 4.5 sacks.



Daniel FENNELL

35

DL • 6-3 • 235 • FR. • RS
Loganville, Ga.
(Grayson)

CAREER STATISTICS

Year	GP/GS	UT	AT	TT	TFL	QBS	INT	PBU	QBH	FF	FR
2016	6/0	1	0	1	0.0-0	0.0-0	0	0	0	0	0
Total	6/0	1	0	1	0.0-0	0.0-0	0	0	0	0	0

LAST WEEK vs. UGA:

Saw game action without recording a statistic.

SINGLE-GAME HIGHS

Tackles 1, East Carolina, 2016

2016: Has played in each game... made his Gamecock debut in the win over Vanderbilt... made his first career tackle, coming in kickoff coverage, in the East Carolina win.

NOTE: Originally a linebacker, came out of the spring listed atop the depth chart at a defensive end position.



Rashad FENTON

16

DB • 5-10 • 190 • SO. • 1L
Miami, Fla.
(Miami Carol City)

CAREER STATISTICS

Year	GP/GS	UT	AT	TT	TFL	QBS	INT	PBU	QBH	FF	FR
2015	10/0	2	0	2	0.0-0	0.0-0	0	0	0	0	0
2016	5/3	11	4	15	0.0-0	0.0-0	0	3	0	1	0
Total	15/3	13	4	17	0.0-0	0.0-0	0	3	0	1	0

LAST WEEK vs. UGA:

Missed the game due to injury.

2016: Has appeared in five games, with three starts... has 15 tackles and three pass breakups... finished with one tackle, a pair of pass breakups and a forced fumble in a starting assignment at Vandy... got the start and made four solo tackles at Mississippi State... made three tackles, all solo, against East Carolina... started at Kentucky and made four tackles... also returned one punt for five yards against the Wildcats... tallied three tackles against Texas A&M and also returned one punt for three yards.

2015: Played in 10 games... averaged 26.1 yards on 14 kick returns, ranking fifth in the SEC... broke loose for a touchdown on the first kickoff return of his career at LSU.

CAREER STATISTICS

-KICK RETURNS-

Year	GP/GS	No	Yds	Avg	TD	Long
2015	10/0	14	365	26.1	1	96
2016	5/3	0	0	--	0	--
Total	15	14	365	26.1	1	96

-PUNT RETURNS-

Year	GP/GS	No	Yds	Avg	TD	Long
2016	5/3	2	8	4.0	0	5
Total	15	2	8	4.0	0	5

SINGLE-GAME HIGHS

Tackles 4, Mississippi State, 2016 and Kentucky, 2016
Pass Breakups 2, Vanderbilt, 2016
Fumbles Forced 1, Vanderbilt, 2016
Kickoff Returns 4, Clemson, 2015
Kick Return Yards 118, LSU, 2015
Long Kick Return 96, LSU, 2015
Kick Return Touchdowns 1, LSU, 2015
Long Punt Return 5, Kentucky, 2016



Darius English

Player Notes



**Elliott
FRY**

29

PK • 6-0 • 170 • SR. • 3L
Frisco, Texas
(Prince of Peace Christian)

CAREER STATISTICS

-PLACEKICKING-

Year	GP	FG-A	Pct	Long	PAT-A	Pts.
2013	13	15-18	83.3	45	54-55	99
2014	13	18-25	72.0	47	51-51	105
2015	12	20-28	71.4	52	25-25	85
2016	6	7-10	83.3	55	9-9	30
Total	44	60-81	74.1	55	139-140	319

-FIELD GOALS-

Year	M-A	Pct	01-19	20-29	30-39	40-49	50+	Lg	Blk
2013	15-18	83.3	0-0	5-5	4-5	6-8	0-0	45	0
2014	18-25	72.0	0-0	5-5	6-7	7-10	0-3	47	0
2015	20-28	71.4	1-1	9-9	4-5	4-8	2-5	52	0
2016	7-10	83.3	0-0	0-0	3-3	3-5	1-2	55	0
Total	60-81	74.1	1-1	19-19	17-20	20-31	3-10	55	0

FRY ON CAROLINA'S CAREER LISTS

POINTS SCORED

- Collin Mackie (1987-90).....330
- Elliott Fry (2013-16).....319

FIELD GOALS MADE

- Collin Mackie (1987-90).....72
- Elliott Fry (2013-16).....60

FIELD GOALS ATTEMPTED

- Collin Mackie (1987-90).....98
- Elliott Fry (2013-16).....81

FIELD GOAL PERCENTAGE

- Spencer Lanning (2007-10).....773
- Elliott Fry (2013-16).....741

PATs MADE

- Elliott Fry (2013-16).....139

PATs ATTEMPTED

- Elliott Fry (2013-16).....140

PAT PERCENTAGE (Min. 40 Made)

- Adam Yates (2008-12).....1,000
- Elliott Fry (2013-16).....993

CONSECUTIVE PATs

- Elliott Fry (2013-16).....133

2016 GAME-BY-GAME

Date	Opponent	FGM-A	1-19	20-29	30-39	40-49	50+	Lg	Blk
9/1	at Vanderbilt	2-2	0-0	0-0	0-0	1-1	1-1	55	0
9/10	at Mississippi St.	0-1	0-0	0-0	0-0	0-0	0-1	--	0
9/17	East Carolina	2-2	0-0	0-0	2-2	0-0	0-0	39	0
9/24	at Kentucky	1-1	0-0	0-0	1-1	0-0	0-0	35	0
10/1	Texas A&M	2-4	0-0	0-0	0-0	2-4	0-0	43	0
10/8	Georgia	0-0	0-0	0-0	0-0	0-0	0-0	--	0
10/22	Massachusetts								
10/29	Tennessee								
11/5	Missouri								
11/12	at Florida								
11/19	Western Carolina								
11/26	at Clemson								
2016 Totals		7-10	0-0	0-0	3-3	3-5	1-2	55	0

- 2013 SEC Special Teams Player of the Week (Vandy)
- 2016 Preseason All-SEC (Coaches & Media)
- 2016 Lou Groza Award Candidate
- 2014 Second-Team All-SEC (Coaches)
- 2014 Lou Groza Semifinalist
- 2014 SEC Special Teams Player of the Week (ECU)
- 2014 SEC Fall Academic Honor Roll
- 2013 SEC Special Teams Player of the Week (Missouri)
- 2013 SEC Freshman of the Week (Florida)



Elliott Fry

LAST WEEK vs. UGA: Made both of his extra point attempts.

HISTORICAL NOTES: Has made 133 consecutive PAT attempts, third-most in SEC history and two behind Van Tiffin (Alabama, 1983-86) for second in league history... has scored 319 career points, 18th-most in SEC history... moved past Kevin Faulk Kevin Faulk (LSU, 1995-98) for 18th in SEC scoring history with his second PAT of the Georgia game.

2016: 7-10 on field goals and 9-9 on PATs... kicked the game-winning field goal with :35 remaining in the Vanderbilt victory, a career-high 55-yard effort to lift Carolina to a 13-10 win... the 55-yard field goal was the second-longest in South Carolina history and matched the longest field goal in all of FBS football in Week 1... overall against Vandy, the senior was 2-for-2 kicking field goals... was 0-1 on field goals and 2-2 on PATs at Mississippi State... connected on both of his field goal attempts, hitting from 37 and 39 yards out, in the East Carolina win... made a 35-yard field goal at Kentucky and was true on his lone PAT... was 2-for-4 on field goals against Texas A&M, connecting from 43 yards twice... became just the second Gamecock in history to hit 60 field goals in a career in the Texas A&M game.

NOTE: Is a candidate for All-SEC accolades and the Groza Award, which recognizes the nation's top placekicker... longest consecutive field goal streak is 12... was a second-team All-SEC selection in 2014... has earned three SEC Special Teams Player of the Week accolades... nominated for the Allstate AFCA Good Works Team.

Player Notes



Terry GOOGER

5

WR • 6-4 • 220 • SO. • 1L
Atlanta, Ga.
(Woodward Academy)

LAST WEEK vs. UGA:
Caught one pass for seven yards.

2016: Has played in every game, with two starts... has six catches for 53 yards... caught his first pass of the season for 11 yards at Mississippi State... moved into the starting lineup at Kentucky and caught one pass for 10 yards... also made a special teams tackle against the Wildcats... set a career high with three catches, going for 25 yards, in a starting assignment vs. Texas A&M.

2015: Played in 11 of 12 games... caught five passes for 74 yards... had a solid debut as a Gamecock, catching a pair of passes for 39 yards against North Carolina... caught a 13-yard pass against Vanderbilt... had a 14-yard reception at Tennessee... earned a spot on the SEC Fall Academic Honor Roll... garnered Most Improved Wide Receiver accolades at the 2015 Garnet & Black Spring Game.

CAREER STATISTICS

Year	GP/GS	Rec	Yds	Avg	TD	Long
2015	11/2	5	74	14.8	0	22
2016	6/2	6	53	8.8	0	13
Total	17/4	11	127	11.5	0	22

SINGLE-GAME HIGHS

Receptions.....	3, Texas A&M, 2016
Yards Receiving	39, North Carolina, 2015
Long Reception	22, North Carolina, 2015

2016 GAME-BY-GAME

Date	Opponent	Rec	Yds	Avg	TD	Rush	Yds	Avg	TD
9/1	at Vanderbilt	0	0	--	0	0	0	--	0
9/10	at Mississippi St.	1	11	11.0	0	0	0	--	0
9/17	East Carolina	0	0	--	0	0	0	--	0
9/24	at Kentucky	1	10	10.0	0	0	0	--	0
10/1	Texas A&M	3	25	8.3	0	0	0	--	0
10/8	Georgia	1	7	7.0	0	0	0	--	0
10/22	Massachusetts								
10/29	Tennessee								
11/5	Missouri								
11/12	at Florida								
11/19	Western Carolina								
11/26	at Clemson								
2016 Totals		6	53	8.8	0	0	0	--	0



Kelsey GRIFFIN

94

DL • 6-2 • 295 • SR. • 3L
Buford, Ga.
(Mill Creek)

CAREER STATISTICS

Year	GP/GS	UT	AT	TT	TFL	QBS	INT	PBU	QBH	FF	FR
2013	9/0	7	5	12	0.5-1	0.5-1	0	0	0	0	0
2014	6/0	4	4	8	1.0-1	0.0-0	0	0	0	0	0
2015	11/0	9	5	14	3.5-17	2.5-13	0	0	0	0	0
2016	6/2	8	8	16	1.0-3	0.0-0	0	0	1	0	0
Total	32/2	28	22	50	6.0-22	3.0-14	0	0	1	0	0

LAST WEEK vs. UGA:
Made one solo tackle.

2016: Has played in every game, with two starts... has 16 tackles, including one for loss... earned his first career start in the Vandy win and tallied five tackles... posted three solo stops and a hurry vs. Vandy... started and set a career high with six tackles at Mississippi State... made one solo tackle against East Carolina... made two tackles at Kentucky in his 30th career appearance as a Gamecock... made one solo tackle against Texas A&M.

2015: Played in 11 of 12 games, collecting 14 tackles... had 3.5 tackles for loss and 2.5 sacks... had a key performance in the season opener, collecting 1.5 sacks in key moments to stall drives for North Carolina... credited with three stops against Florida, including a six-yard sack and another four-yard tackle for loss... earned a spot on the SEC Fall Academic Honor Roll for the second-straight year.

SINGLE-GAME HIGHS

Tackles	6, Mississippi State, 2016
Tackles for Loss	2.0, Florida, 2015
Sacks	1.5, North Carolina, 2015
QB Hurries	1, Vanderbilt, 2016



Cory HELMS

51

OL • 6-4 • 310 • JR. • SQ
Alpharetta, Ga.
(Milton/Wake Forest)

2013 Freshman All-American

LAST WEEK vs. UGA: Served as team captain and started at right guard... also spent time at the center position.

2016: Has started every game... made his Gamecock debut in the Vanderbilt win, starting at center... shifted to right guard at Mississippi State... served as a team captain at Kentucky.

CAREER STATS (AT USC)

Year	Games	Starts
2016	6	6
Total	6	6

NOTE: Junior offensive lineman who sat out the 2015 campaign after transferring from Wake Forest, where he played in all 24 games, making 23 starts from 2013-14.

Player Notes



T.J. HOLLOWAN

11 LB • 6-2 • 230 • SR. • 3L
Stone Mountain, Ga.
(St. Pius X)

2013 Athlon's Third-team Freshman All-American

CAREER STATISTICS

Year	GP/GS	UT	AT	TT	TFL	QBS	INT	PBU	QBH	FF	FR
2013	13/3	28	16	44	5.0-13	1.0-6	3	1	1	0	0
2014	13/4	20	13	33	2.5-18	1.0-13	0	1	1	0	0
2015	10/9	42	21	63	2.5-3	0.0-0	2	2	3	0	3
2016	6/5	22	13	35	1.0-1	0.0-0	1	0	1	0	0
Total	42/21	112	63	175	11.0-35	2.0-19	6	4	6	0	3

LAST WEEK vs. UGA:

Started at linebacker... made five tackles, all solo, and was credited with a quarterback hurry.

2016:

Has played in every game, with five starts... ranks second on the team with 35 tackles (22 solo)... made five tackles in the victory over Vandy... added seven tackles and an interception at Mississippi

State... his pick came on the goal line, denying the Bulldogs a 2nd-quarter touchdown... led the Gamecocks with a career-best nine tackles (seven solo) in the East Carolina victory... tallied one tackle for loss and was in on three more tackles on plays that went for no gain against ECU... notched four tackles, all solo stops, at Kentucky... tallied five tackles (four solo) against Texas A&M.

2015: Played in 10 games, making nine starts... third on the team with 63 tackles including 2.5 tackles for loss... named a permanent team captain despite not playing in the season's first two games... had an excellent spring in which he was recognized along with Gerald Dixon Jr. as the Everyday Effort award winner for the defense.

SINGLE-GAME HIGHS

Tackles9, twice: Clemson, 2015 and East Carolina, 2016
Tackles for Loss 1.0, 10x; last: East Carolina, 2016
Sacks 1.0, twice, Coastal Carolina, 2013 and South Alabama, 2014
QB Hurries2, UCF, 2015
Pass Breakups 1, 4x; last: Vanderbilt, 2015
Interceptions2, UCF, 2015
Fumble Recoveries..... 1, 3x; Vanderbilt, 2015 Tennessee, 2015 and Clemson, 2015



Hayden HURST

81 TE • 6-5 • 250 • SO. • 1L
Jacksonville, Fla.
(The Bolles School)

LAST WEEK vs. UGA:

Started at tight end... led all players with six catches for 86 yards... reeled in a 35-yard reception on a 4th-and-6 that moved the chains on a Carolina 4th-quarter touchdown drive.

2016:

Ranks seventh in the SEC in both total receiving yards (388) and receptions per game (5.0)... has started every game... leads Carolina with 30 catches and 388 yards through the air... caught two passes for 17 yards in the Vanderbilt win... added a career-best eight catches for 68 yards against Mississippi State...

also made two tackles in Starkville... caught two passes for 43 yards in the East Carolina win... came up with a season-high 36-yard reception to set up South Carolina's crucial field goal in the 4th quarter against East Carolina... led all players with seven catches for 84 yards at Kentucky, including a 30-yard reception to set up Carolina's touchdown... caught five passes for 90 yards against Texas A&M... one of his receptions vs. TAMU, a 36-yard catch-and-run, came from punter Sean Kelly on a successful fake punt... also threw one pass on a trick play against the Aggies, finding A.J. Turner for a nine-yard reception.

NOTE: Former professional baseball player who played in the Pittsburgh Pirates' organization before walking-on to the Carolina football team in the summer of 2015... placed on scholarship in the spring of 2016.

2015: Walk-on who joined the squad in the summer... played in all 12 games, making one start... caught eight passes for 106 yards.

CAREER STATISTICS

-RECEIVING-						
Year	GP/GS	Rec	Yds	Avg	TD	Long
2015	12/1	8	106	13.2	0	47
2016	6/6	30	388	12.9	0	36
Total	18/7	38	494	13.0	0	47
-PASSING-						
Year	GP/GS	Com-Att-Int	Pct.	Yds	TD	Long
2015	12/1	0-0-0	--	0	0	--
2016	6/6	1-1-0	100	9	0	9
Totals	18/7	1-1-0	100	9	0	9

SINGLE-GAME HIGHS

Receptions.....8, Mississippi State, 2016
Yards Receiving 90, Texas A&M, 2016
Long Reception 47, Texas A&M, 2015
Pass Completions 1, Texas A&M, 2016
Passing Yards 9, Texas A&M, 2016
Longest Pass 9, Texas A&M, 2016



Hayden Hurst

2016 GAME-BY-GAME

Date	Opponent	Rec	Yds	Avg	TD	Rush	Yds	Avg	TD
9/1	at Vanderbilt	2	17	8.5	0	0	0	--	0
9/10	at Mississippi St.	8	68	8.5	0	0	0	--	0
9/17	East Carolina	2	43	21.5	0	0	0	--	0
9/24	at Kentucky	7	84	12.0	0	0	0	--	0
10/1	Texas A&M	5	90	18.0	0	0	0	--	0
10/8	Georgia	6	86	14.3	0	0	0	--	0
10/22	Massachusetts								
10/29	Tennessee								
11/5	Missouri								
11/12	at Florida								
11/19	Western Carolina								
11/26	at Clemson								
2016 Totals		30	388	12.9	0	0	0	--	0

Player Notes



**Ulric
JONES**

93

DL • 6-5 • 300 • JR. • SQ
Oxford, Ala.
(Oxford/Butler C.C.)

CAREER STATISTICS

Year	GP/GS	UT	AT	TT	TFL	QBS	INT	PBU	QBH	FF	FR
2016	6/2	1	19	20	0.5-1	0.0-0	0	1	0	0	0
Total	6/2	1	19	20	0.5-1	0.0-0	0	1	0	0	0

LAST WEEK vs. UGA:
Made two tackles.

2016: Has played in every game, with two starts... has tallied 20 tackles and one blocked field goal... made his Gamecock debut at Vanderbilt and contributed to a pair of tackles... led the team with nine tackles against Mississippi State... made his first career start in the East Carolina win and had two tackles to go with a pass breakup... made his most important contribution to the ECU victory on special teams, blocking a field goal... was back in the starting lineup at Kentucky and tallied five tackles.

NOTE: Big lineman who returned to the defensive unit in the spring of 2016 after spending time on both sides of the ball in his first year in Columbia... has two years of eligibility remaining.

2015: Redshirted in his first season with the Garnet & Black... began his Gamecock career on the defensive line... was moved midway through the year to the offensive side of the ball where he worked at tight end.

SINGLE-GAME HIGHS

Tackles 9, Mississippi State, 2016
Tackles for Loss 0.5, Mississippi State, 2016
Pass Breakups 1, East Carolina, 2016
Blocked Field Goals..... 1, East Carolina, 2016



**Sean
KELLY**

13

P • 5-10 • 190 • SR. • 1L
Oakland, Fla.
(West Orange/FAU)

CAREER STATISTICS

Year	GP	No.	Yards	Avg.	Long	TB	FC	I20
2012	12	68	2711	39.9	68	5	6	16
2013	12	72	3072	42.7	64	5	21	26
2015	11	50	2185	43.7	69	4	15	22
2016	6	37	1561	41.1	66	2	16	16
Total	41	227	9529	42.0	69	16	58	80

LAST WEEK vs. UGA:
Punted the ball five times, averaging a season-best 49.4 yards per kick.

CAREER STATISTICS

-PASSING-

Year	GP	Com-Att-Int	Pct.	Yds	TD	Long
2016	6	1-1-0	100	36	0	36
Totals	41	1-1-0	100	36	0	36

2016: Has punted 37 times for an average of 42.2

yards... has placed 16 punts inside of the 20... punted seven times at Vanderbilt for an average of 39.9 yards per punt... had a long of 45 yards and buried the Commodores inside of their own 20-yard line three times... punted seven times for an average of 49.1 yards per punt... had a long punt of 66 yards and twice pinned MSU inside of the 20-yard line... punted the ball five times, averaging 37.6 yards per boot, against East Carolina... pinned ECU inside the 20 twice... punted the ball eight times at Kentucky, averaging 37.4 yards per effort... was key in the field position battle, pinning UK inside of the 20 five times... punted five times, with an average of 40.8 yards, against Texas A&M... had a long of 48 yards and left three kicks inside of the 20 vs. the Aggies... also completed a pass for 36 yards on a fake punt against Texas A&M, connecting with Hayden Hurst for a huge play in the 3rd quarter.

NOTE: Candidate for all-conference recognition... experienced player who was the starting punter at FAU for two seasons prior to his arrival in Columbia.

2015: Transfer who joined the Gamecocks in January of 2015 as a walk-on... was the only punter to go through spring drills... earned a spot on the Ray Guy Award Watch List... averaged 44.3 yards per punt with a net average of 41.3... ranked fourth in the SEC in punting average, while the Gamecocks were second in the league and seventh in the country in net punting... 45 percent (25-of-55) of his punts were inside the 20 with just four touchbacks... had 14 punts of 50-plus yards... averaged 46.5 yards on five punts with two inside the 20 and a long of 60 in his debut against North Carolina... also converted a fourth down with a 17-yard run off a fake... averaged 45.0 yards on four punts with three inside the 20 against UCF... had a 54-yard punt with three of four inside the 20 at Missouri... averaged 49.7 yards on six punts at Tennessee, including three of 50-plus yards, including a 56-yarder... boomed a career-long 69-yard punt against Florida... averaged 49.3 yards on three punt against the Citadel, including a 58-yarder... averaged 49.8 yards on five punts with a long of 68 against Clemson.



Sean Kelly

Player Notes



Jamarcus KING

7

DB • 6-2 • 180 • JR. • JC
Mobile, Ala.
(Blount/Coffeyville C.C.)

CAREER STATISTICS

Year	GP/GS	UT	AT	TT	TFL	QBS	INT	PBU	QBH	FF	FR
2016	6/4	27	2	29	3.0-10	0.0-0	1	1	0	1	0
Total	6/4	27	2	29	3.0-10	0.0-0	1	1	0	1	0

LAST WEEK vs. UGA:

Started at cornerback... made three solo tackles, including one tackle for loss.

2016: Has 29 tackles, including 3.0 for loss, in six games (four starts)... ranks fourth on the team in tackles and third in tackles for loss... has come up with one interception and one forced fumble... notched a big effort in his Gamecock debut, with three tackles, including one for loss in a victory over Vanderbilt... his tackle behind the line of scrimmage pushed Vandy back after they'd crossed into South Carolina territory in the 4th quarter, and the drive ultimately led to no points... added five solo stops and another tackle for loss at Mississippi State... made his first career start in the East Carolina victory and set a career high with six tackles (all solo) along with an interception... the pick came in the end zone, denying ECU a 2nd-quarter touchdown... called on to start for a second straight game at Kentucky... made five tackles and forced a fumble against the Wildcats, creating a turnover for the second consecutive game... set a career high with seven tackles (six solo) and returned one punt for two yards against Texas A&M.

2015: One of the nation's top junior college cornerbacks... played two seasons at Coffeyville Community College in Kansas... number one-rated junior college cornerback in the country and the seventh-best JUCO prospect regardless of position according to Rivals... ESPN gives him four stars and considers him as the top cornerback and the 10th-best JUCO player in the country.



Alan KNOTT

70

OL • 6-4 • 290 • JR. • 2L
Tyrone, Ga.
(Sandy Creek)

2016 Rimington Award Watch List
2015 Rimington Award Watch List

LAST WEEK vs. UGA:

Started at center.

2016: Has started five games... Did not travel to Vanderbilt... made his season debut when he started at center vs. Mississippi State... has been in the starting lineup ever since.

2015: Offensive center who started each of the season's first three games... suffered a high ankle sprain at Georgia and was not able to play against UCF or Missouri... returned to the starting lineup at LSU... played the second half against Vanderbilt... returned to the starting lineup at Texas A&M and held that position throughout the remainder of the season, making nine starts overall... named to Rimington Watch List... put together an excellent spring where he was recognized by the coaches as the Most Improved Offensive Lineman and also the Joe Morrison Offensive Player of the Spring.

CAREER STATS

Year	Games	Starts
2014	13	8
2015	10	9
2016	5	5
Total	28	22



Abu LAMIN

99

DL • 6-4 • 310 • SR. • 2L
Fayetteville, N.C.
(Trinity Christian/Fort Scott C.C.)

CAREER STATISTICS

Year	GP/GS	UT	AT	TT	TFL	QBS	INT	PBU	QBH	FF	FR
2014	10/0	4	4	8	0.0-0	0.0-0	0	0	0	0	0
2015	10/0	4	1	5	0.0-0	0.0-0	0	0	0	0	0
2016	3/0	1	0	1	0.0-0	0.0-0	0	0	0	0	0
Total	23/0	9	5	14	0.0-0	0.0-0	0	0	0	0	0

LAST WEEK vs. UGA:

Notched his first tackle of the season.

2016: Has played in three games... missed the first three contests before debuting at Kentucky.

2015: Played in limited duty in 10 games, making five tackles... did not play against either North Carolina or Tennessee... two of his five tackles came in the Citadel contest.

SINGLE-GAME HIGHS

Tackles2, 3x: Texas A&M, 2014, Vanderbilt, 2014 and Citadel, 2015

Chris LAMMONS

3

DB • 5-10 • 190 • JR. • 2L
Lauderhill, Fla.
(Plantation)

CAREER STATISTICS

Year	GP/GS	UT	AT	TT	TFL	QBS	INT	PBU	QBH	FF	FR
2014	10/7	20	1	21	0.5-1	0.0-0	0	0	0	0	0
2015	8/4	18	6	24	1.5-5	0.0-0	1	4	0	0	0
2016	6/6	17	8	25	3.0-15	1.0-10	2	3	0	1	0
Total	24/17	55	15	70	5.0-21	1.0-10	3	7	0	1	0

LAST WEEK vs. UGA:

Started at cornerback... finished with three tackles and one pass breakup.

2016: Has started every game... has 25 tackles and 3.0 tackles for loss on the season, plus two interception, one forced fumble and 1.0 sacks... his two interceptions rank fourth in the SEC and 37th nationally... recorded one tackle and one pass breakup in the Vandy win... added five tackles (three solo) plus a tackle for loss in the game at Mississippi State... had a monster game in the East Carolina win... named Defensive Player of the Game by Coach Muschamp... credited with a career-high eight tackles, including two for loss, his first career sack, an interception and a forced fumble against the Pirates... his forced fumble led to a Carolina field goal, and his interception came at the goal line, denying ECU a score of their own... served as team captain at Kentucky and made four tackles (three solo)... made four tackles and one interception against Texas A&M... his pick against the Aggies was an acrobatic effort that stalled a Texas A&M drive in the 3rd quarter.

2015: Played in eight games making four starts in a season that was hampered by injury... credited with 24 tackles, four pass breakups and an interception... named to the SEC Fall Academic Honor Roll following the season... garnered the Harold White GPA award for the defense at the 2015 spring game.

SINGLE-GAME HIGHS

Tackles8, East Carolina, 2016
Tackles for Loss2.0, East Carolina, 2016
Interceptions1, 3x: Vanderbilt, 2015, East Carolina, 2016 and Texas A&M, 2016
Pass Breakups2, Tennessee, 2015
Sacks1, East Carolina, 2016
Forced Fumbles1, East Carolina, 2016

Player Notes



Marquavius LEWIS

8

DL • 6-3 • 270 • SR. • 1L
Greenwood, S.C.
(Greenwood/Hutchinson C.C.)

CAREER STATISTICS

Year	GP/GS	UT	AT	TT	TFL	QBS	INT	PBU	QBH	FF	FR
2015	12/12	26	19	45	4.5-23	3.0-20	0	1	6	0	0
2016	6/6	14	11	25	2.0-9	0.0-0	0	0	2	0	1
Total	18/18	40	79	70	6.5-32	3.0-20	0	1	8	0	1

LAST WEEK vs. UGA:

Started his 18th consecutive game, the best active mark on the Carolina roster... came up with five tackles (four solo).

2016: Has started every game... has 25 tackles, including 2.0 tackles for loss and one fumble recovery...

had a monster effort in the victory over Vanderbilt, with a team-high seven tackles... made three straight solo tackles as Vandy was driving in the 4th quarter, forcing a field goal that ultimately went wide left... added four tackles and 0.5 tackles for loss at Mississippi State... made one tackle for loss and broke up one pass attempt in the East Carolina win... tallied four tackles and recovered a fumble at Kentucky... served as a team captain against Texas A&M and was in on three tackles, including a half tackle for loss.

NOTE: Only returning player who started every game in 2015... for the second year in a row, selected by the coaching staff as the Rex Enright Defensive Player of the Spring.

2015: One of six players on the squad who started every game... ranked sixth on the team with 45 tackles... logged 4.5 tackles for loss and was second on the team with 3.0 sacks... led the squad with six quarterback hurries... selected as the Rex Enright Defensive Player of the Spring by the coaching staff.

SINGLE-GAME HIGHS

Tackles	9, LSU, 2015
Tackles for Loss	2.0, Vanderbilt, 2015
Sacks	1.0, 3x: LSU, 2015, Vanderbilt, 2015 and Tennessee, 2015
QB Hurries	2, twice: Vanderbilt, 2015 and Florida, 2015
Pass Breakups	1, Kentucky, 2015
Fumbles Recovered	1, Kentucky, 2016



Brandon MCILWAIN

11

QB • 6-0 • 205 • FR. • HS
Newtown, Pa.
(Council Rock North)

CAREER STATISTICS

-PASSING-							
Year	GP/GS	Com-Att	Int	Pct.	Yds	TD	Long
2016	5/3	56-106	1	52.8	567	2	42
Totals	5/3	56-106	1	52.8	567	2	42

-RUSHING-						
Year	GP/GS	Att	Yds	Avg	TD	Long
2016	5/3	52	98	1.9	2	11
Totals	5/3	52	98	1.9	2	11

LAST WEEK vs. UGA:

Did not play.

2016: Has played in five games, with three starts... sports total numbers of 56-for-106 for 567 yards, two touchdowns and one interception... in the rushing game has 52 carries for 98 yards and two rushing touchdowns... made his Gamecock debut in the Vandy win, playing most of the second quarter under center... finished 5-for-11 for 35 yards passing while carrying the ball seven times for 29 yards against the Commodores... played the second half at

Mississippi State... was 11-for-22 for 126 yards and two touchdowns... threw his first career TD pass in the 3rd quarter, connecting with A.J. Turner from 18 yards out... made his first career start in the East Carolina win... was named Offensive Player of the Game by Coach Muschamp for his performance vs. ECU... went 16-for-28 through the air, for 195 yards, and gained 34 yards on nine carries with two rushing touchdowns against the Pirates... found the end zone from nine yards out on the first play from scrimmage, and scored a 10-yard rushing touchdown on Carolina's second drive in the ECU game... went 15-for-30 for 177 yards passing at Kentucky... carried the ball 13 times for 11 net yards against the Wildcats... was 9-for-15 for 34 yards and one interception and carried the ball 12 times for seven yards against Texas A&M.

SINGLE-GAME HIGHS

Pass Attempts	30, Kentucky, 2016
Pass Completions	16, East Carolina, 2016
Passing Yards	195, East Carolina, 2016
Passing Touchdowns	2, Mississippi State, 2016
Longest Pass	42, East Carolina, 2016
Rushing Attempts	13, Kentucky, 2016
Rushing Yards	34, East Carolina, 2016
Longest Rush	11, Mississippi State, 2016

HIGH SCHOOL: Two-sport standout who graduated from Council Rock North High School in Newtown, Pa. in December 2015 and enrolled at South Carolina in January... threw for 1,720 yards and 18 touchdowns on 147-of-252 passing and rushed for 1,545 yards and 31 touchdowns on 227 carries as a senior... as a defensive back, he collected 62 tackles and two interceptions, returning one for a score for the Indians... named the Pennsylvania Gatorade Player of the Year, the AP Class AAAA Player of the Year, and the Maxwell Club PA Player of the Year... named an Elite 11 quarterback after his summertime performance at The Opening national event... Rivals considers him a four-star prospect, the eighth-best player in Pennsylvania and the 13th-best dual-threat quarterback in the nation... 247Sports ranks him as a four-star recruit, the No. 2 dual-threat quarterback in the country and No. 153 overall... ESPN has him as a four-star recruit, the fourth-best player in the state, the nation's seventh-best dual threat quarterback and No. 118 overall... on the diamond, he hit .414 with seven homers, 28 RBI and 22 stolen bases for a team that went 19-6 and reached the state quarterfinals... also logged a 7-3 record and 1.26 ERA on the mound... was a Perfect Game All-American and played in the Area Code Games... considered to be a potential first round pick in the baseball draft as he was rated the No. 16 best high school prospect for the 2016 MLB Draft by *Baseball America* and *DI Baseball*.



Marquavius Lewis

2016 GAME-BY-GAME

Date	Opponent	Com-Att	Int	Pct.	Yds	TD	Long	Rush-Yds	TD	
9/1	at Vanderbilt	5-11	0	.455	35	0	11	7-29	0	
9/10	at Mississippi St.	11-22	0	.500	126	2	24	11-17	0	
9/17	East Carolina	16-28	0	.571	195	0	42	9-34	2	
9/24	at Kentucky	15-30	0	.500	177	0	30	13-11	0	
10/1	Texas A&M	9-15	1	.600	34	0	10	12-7	0	
10/8	Georgia	DNP								
2016 Totals		56-106	1	.528	567	2	42	52-98	2	

Player Notes



**Steven
MONTAC**

22

DB • 5-11 • 190 • SO. • TR
Covington, Ga.
(Newton/Coffeyville C.C.)

CAREER STATISTICS

Year	GP/GS	UT	AT	TT	TFL	QBS	INT	PBU	QBH	FF	FR
2016	4/1	7	2	9	0.0-0	0.0-0	0	0	0	0	0
Total	4/1	7	2	9	0.0-0	0.0-0	0	0	0	0	0

LAST WEEK vs. UGA:

Made one tackle, which came on punt coverage.

SINGLE-GAME HIGHS

Tackles 6, East Carolina, 2016

2016: Has played in four games, with one start... has eight tackles on the season... did not play against Vanderbilt or Mississippi State... made his Gamecock debut against East Carolina, starting at safety... made six tackles (five solo) against the Pirates... registered one tackle at Kentucky... recorded one solo tackle against Texas A&M.

2015: Spent one season at Coffeyville CC in Kansas... played defensive back for head coach Aaron Flores... recorded 17 tackles with one interceptions and three pass break-ups... helped the 14th-ranked Red Ravens to an 8-3 record.



**Chris
MOODY**

6

LB • 6-1 • 220 • SR. • 3L
McDonough, Ga.
(Henry County)

CAREER STATISTICS

Year	GP/GS	UT	AT	TT	TFL	QBS	INT	PBU	QBH	FF	FR
2013	12/0	4	3	7	0.0-0	0.0-0	0	0	1	0	0
2014	13/7	25	12	37	0.0-0	0.0-0	1	1	0	0	1
2015	12/0	3	1	4	0.5-1	0.0-0	0	1	0	0	0
2016	6/4	10	8	18	0.0-0	0.0-0	0	0	1	0	1
Total	43/11	42	24	66	0.5-1	0.0-0	1	2	2	0	2

LAST WEEK vs. UGA:

Made the start at safety... notched three tackles and a quarterback hurry.

2016: Has played in each game (four starts), with 18 tackles and one fumble recovery to his credit... made two tackles vs. Vanderbilt, including a solo stop... added a tackle at Mississippi State... earned his first start of the season against East Carolina in his 40th career appearance as a Gamecock... was in on two tackles against the Pirates... led the Gamecocks and set a career high with nine tackles (six solo) at Kentucky... made his 10th career start against Texas A&M and finished with one tackle and one fumble recovery... scooped up a loose ball after a Darius English sack and returned it 20 yards, setting up a 3rd-quarter field goal against the Aggies.

NOTE: Senior safety who took some time away from the team in the off-season before electing to rejoin the squad during spring drills.

2015: Played in all 12 games... recorded his first tackle of the year against Georgia... had a pass break up in the end zone at Missouri... had a pair of stops at LSU... recorded a half-tackle for loss in the win over Vanderbilt.

SINGLE-GAME HIGHS

Tackles 9, Kentucky, 2016
Tackles for Loss 0.5, Vanderbilt, 2015
Interceptions 1, Furman, 2014
QB Hurries 1, twice: UCF, 2013
and Georgia, 2016
Pass Breakups 1, twice; last: Vanderbilt, 2015
Fumbles Recovered 1, twice: Auburn, 2014
and Texas A&M, 2016



**Skai
MOORE**

10

LB • 6-2 • 220 • SR. • 3L
Cooper City, Fla.
(University)

2015 Second-team All-SEC (AP and Coaches)

2015 SEC Defensive Player of the Week (N. Carolina)

2014 Independence Bowl Defensive MVP

2013 Second-Team Freshman All-America (247Sports)

2013 Coaches SEC All-Freshman Team

CAREER STATISTICS

Year	GP/GS	UT	AT	TT	TFL	QBS	INT	PBU	QBH	FF	FR
2013	13/4	30	26	56	3.5-7	0.5-3	4	0	0	0	1
2014	12/9	52	41	93	2.5-13	1.0-9	3	0	1	0	1
2015	12/11	69	42	111	6.5-21	2.0-11	4	4	1	3	1
2016											
Total	37/24	151	109	260	12.5-41	3.5-23	11	4	2	3	3

Senior linebacker who will take a redshirt year in 2016 due to a neck injury... suffered a herniated disk that required surgery... expected to return in 2017... most decorated returning player on the roster... was a second-team All-SEC selection in 2015 by both the AP and the league's coaches... has tallied 260 career tackles, needing 47 to move into the school's

all-time top-10... has led the team in tackles for three-consecutive seasons, becoming the first player to do so since Tony Watkins from 1992-94... could become the first Gamecock to lead the team in tackles for four-straight seasons, a feat that has been done just 11 times in NCAA Division I history... has recorded 10 games with double-figures in tackles... also owns 11 career interceptions, tying for third on the all-time list and just three shy of Bo Davies' school record of 14... owns a team-best 24 career starts and has a trio of two-interception games.

2015: Named one of six team captains... earned second-team All-SEC accolades by both the AP and coaches after leading the team with 111 tackles, which ranked third in the SEC with 9.2 tackles per game... also led the team with 6.5 tackles for loss and with four pass interceptions, tying for fourth in the SEC... led the team and tied for fourth in the SEC with three forced fumbles... became the first Gamecock to reach the century mark in tackles since 2006, while his 111 tackles was the second-highest total recorded by a South Carolina player in the last 25 years... recorded double-figures in tackles six times, including a career-high 14 tackles at Texas A&M... keyed the Gamecocks in their season opening victory, picking off two passes in the end zone against North Carolina... also led the team with 11 tackles while earning SEC Defensive Player of the Week accolades... made eight tackles with a tackle for loss against Kentucky, and returned his third interception of the season 14 yards to set up a touchdown... credited with a dozen stops at Georgia and at Missouri... added nine tackles against UCF... had 11 stops including a strip sack with a fumble that he recovered against Vanderbilt... also had an interception and a pass break up against the Commodores... had six stops with 1.5 tackles for loss and a sack at Tennessee... did not start and saw only limited action against The Citadel after missing much of the week's practice time due to a death in the family... came back with a game-high 13 tackles and forced a pair of fumbles against Clemson... recognized with the Big Plays award for the defense in the spring.

SINGLE-GAME HIGHS

Tackles 14, Texas A&M, 2015
Tackles for Loss 1.5, twice: North Carolina, 2013
and Tennessee, 2015
Sacks 1.0, 3x: East Carolina, 2014
Vanderbilt 2015 and Tennessee, 2015
Interceptions 2, 3x, last: North Carolina, 2015
Forced Fumbles 2, Clemson, 2015
Fumbles Recovered 1, 3x, last: Vanderbilt, 2015
QB Hurries 1, twice: Vanderbilt, 2014
and Florida, 2015
Pass Breakups 2, UCF, 2015

Player Notes



**Perry
ORTH**

10

QB • 6-1 • 200 • SR. • 1L
Ponte Vedra, Fla.
(Ponte Vedra/Fla. St. College)

LAST WEEK vs. UGA:

Was back in the starting lineup for the first time since the Mississippi State game and completed 26-of-36 passes for a season-high 288 yards... was intercepted once... his 288-yard effort through the air was a career high against an SEC opponent.

2016: Has played in four games and started three at quarterback... is 57-for-90 for a team-high 661 yards passing, with two interceptions... led the Gamecocks with 11 completions on 19 attempts for 152 yards in the Vandy win... was the quarterback for all three of South Carolina's scoring drives at Vandy... earned his second career win as a starting quarterback... started at MSU, going 9-for-17 for 83 yards... was sacked twice in Starkville and threw one interception... did not play against East Carolina or Kentucky... entered the Texas A&M game in the 4th quarter and led the Gamecocks with 138 yards on 11-for-18 passing.

NOTE: Broke his left collarbone on March 26 in a spring practice and underwent surgery later that same day... a former walk-on, he logged a 1-7 record as a starter in 2015... named the Harold White GPA Award recipient for the offense at the 2016 Garnet & Black Spring Game.

2015: Former walk-on who established himself as the No. 1 signal-caller... placed on scholarship just prior to the start of the season... was 1-7 as a starter... completed 143-of-261 passes (54.8 percent) for 1,929 yards and 12 touchdowns with nine interceptions... also rushed 53 times for 138 yards and two scores... stepped in against Kentucky after Connor Mitch was sidelined with injuries... completed 13-of-20 passes for 179 yards and a touchdown against the Wildcats... made his first career start at Georgia... completed 6-of-17 passes for 66 yards with an interception... scored on a four-yard quarterback keeper against the Bulldogs... completed 14-of-28 passes for 200 yards and two touchdowns with one interception at LSU... topped that performance against Vanderbilt when he set then-career highs for completions (17), attempts (28) and yards passing (272), along with a 78-yard TD pass to Pharoah Cooper... was 15-for-24 for 192 yards and rushed 11 times for 64 yards, including a career-long 66-yarder, at Texas A&M... set then-career highs in completions (20), attempts (39) and touchdown passes (3) while throwing for 233 yards at Tennessee... had the most productive game of his career against The Citadel, connecting on 28-of-43 passes for 367 yards (10th-best in school history) and a touchdown... matched his career high with three touchdown passes against Clemson... named to the SEC Fall Academic Honor Roll... earned Most Improved Quarterback honors in the spring.

CAREER STATISTICS

-PASSING-

Year	GP/GS	Com-Att-Int	Pct.	Yds	TD	Long
2013	1/0	1-1-0	1.000	5	0	5
2014	1/0	0-2-0	.000	0	0	0
2015	12/8	143-261-9	.548	1929	12	78
2016	4/3	57-90-2	.663	661	0	39
Total	18/11	201-354-11	.568	2595	12	78

-RUSHING-

Year	GP/GS	Att	Yds	Avg	TD	Long
2013	1/0	0	0	0.0	0	0
2014	1/0	1	-13	-13.0	0	0
2015	12/8	53	138	2.6	2	66
2016	4/3	16	-59	-2.2	0	9
Total	18/11	70	66	0.9	2	66

-RECEIVING-

Year	GP/GS	Rec	Yds	Avg	TD	Long
2013	1/0	0	0	--	0	--
2014	1/0	0	0	--	0	--
2015	12/8	1	17	17.0	1	17
2016	4/3	0	0	--	0	--
Total	18/11	1	17	17.0	1	17

SINGLE-GAME HIGHS

Pass Attempts	43, Citadel, 2015
Pass Completions	28, Citadel, 2015
Passing Yards	367, Citadel, 2015
Passing Touchdowns	3, twice: Tennessee, 2015 and Clemson, 2015
Longest Pass	78, Vanderbilt, 2015
Rushing Attempts	11, Texas A&M, 2015
Rushing Yards	64, Texas A&M, 2015
Longest Rush	66, Texas A&M, 2015
Rushing Touchdowns	1, twice: Georgia, 2015 and Texas A&M, 2015
Receptions	1, Florida, 2015
Yards Receiving	17, Florida, 2015
Touchdown Receptions	1, Florida, 2015

2016 GAME-BY-GAME

Date	Opponent	Com-Att-Int	Pct.	Yds	TD	Long	Rush-Yds-TD
9/1	at Vanderbilt	11-19-0	.579	152	0	33	5-8-0
9/10	at Mississippi St.	9-17-1	.529	83	0	21	3-(-17)
9/17	East Carolina						DNP
9/24	at Kentucky						DNP
10/1	Texas A&M	11-18-0	.611	138	0	28	1-(-11)
10/8	Georgia	26-36-1	.722	288	0	39	7-(-39)
10/22	Massachusetts						
10/29	Tennessee						
11/5	Missouri						
11/12	at Florida						
11/19	Western Carolina						
11/26	at Clemson						
2016 Totals		57-90-2	.663	661	0	39	16-(-59)-0



**D.J.
PARK**

69

OL • 6-4 • 330 • JR. • 2L
Dillon, S.C.
(Dillon)

LAST WEEK vs. UGA: Saw game action.

2016: Has played in every game, with three starts... earned his first career start at right tackle vs. Vanderbilt... moved to right guard in the Vandy win after an injury to Donell Stanley... shifted back to right tackle against Mississippi State

2015: Played in 10 of 12 games... most of his action came on special teams... earned one of four Everyday Effort awards presented in the spring at the Garnet & Black game.

CAREER STATS

Year	Games	Starts
2014	8	0
2015	10	0
2016	6	3
Total	24	3



**Darius
PAULK**

30

RB • 5-8 • 205 • SR. • 1L
Columbia, S.C.
(Richland NE/N. Greenville)

LAST WEEK vs. UGA: Saw action on special teams.

2016: Has played in five games... made one tackle on kickoff coverage at Vanderbilt.

NOTE: Former walk-on who earned a scholarship for the 2015 campaign in his first season of eligibility at South Carolina... brother, Rodney, played linebacker at South Carolina... brother, Leonard, played football at East Carolina.

CAREER STATISTICS

-RUSHING-						
Year	GP/GS	Att	Yds	Avg	TD	Long
2015	12/0	2	3	1.5	0	3
2016	5/0	0	0	--	0	--
Total	17/0	2	3	1.5	0	3
-RECEIVING-						
Year	GP/GS	Rec	Yds	Avg	TD	Long
2015	12/0	0	0	--	0	--
2016	5/0	0	0	--	0	--
Total	17/0	0	0	--	0	--

SINGLE-GAME HIGHS

Rushing Attempts	2, Georgia, 2015
Rushing Yards	3, Georgia, 2015
Longest Rush	3, Georgia, 2015

2015: Was eligible for the first time at South Carolina after transferring... placed on scholarship prior to the start of the season... played in all 12 games... credited with five tackles on special teams... also rushed twice for three yards at Georgia... recognized with the Everyday Hustle award for the offense during the spring.

Player Notes



Sherrod PITTMAN

9

LB • 6-0 • 225 • FR. • RS
Jacksonville, Fla.
(First Coast)

CAREER STATISTICS

Year	GP/GS	UT	AT	TT	TFL	QBS	INT	PBU	QBH	FF	FR
2016	2/0	2	0	2	0.0-0	0.0-0	0	0	0	0	0
Total	2/0	2	0	2	0.0-0	0.0-0	0	0	0	0	0

LAST WEEK vs. UGA:

Saw the most extensive action of his career so far and was credited with two tackles.

2016: Has played in two games... made his Gamecock debut at Vanderbilt... sat out the next four games before returning to the lineup against Georgia.

NOTE: Missed the 2015 season while rehabbing from a broken leg suffered in high school.

2015: Redshirted as a true freshman... spent the fall rehabbing from a broken leg he suffered during his senior year of high school... enrolled early at Carolina in January of 2015... earned Outstanding Weight Room accolades for the defense during the spring.

SINGLE-GAME HIGHS

Tackles2, Georgia, 2016



Deebo SAMUEL

1

WR • 6-0 • 205 • SO. • 1L
Inman, S.C.
(Chapman)

CAREER STATISTICS

-RECEIVING-						
Year	GP/GS	Rec	Yds	Avg	TD	Long
2015	5/3	12	161	13.4	1	48
2016	3/3	8	156	19.5	0	39
Total	8/6	20	317	15.9	1	48

-RUSHING-						
Year	GP/GS	Att	Yds	Avg	TD	Long
2015	5/3	0	0	--	0	--
2016	3/3	2	17	8.5	2	9
Total	8/6	2	17	8.5	2	9

-KICK RETURNS-						
Year	GP/GS	No	Yds	Avg	TD	Long
2015	5/3	1	24	24.0	0	23
2016	3/3	0	0	--	0	--
Total	8/6	1	24	24.0	0	23

-PUNT RETURNS-						
Year	GP/GS	No	Yds	Avg	TD	Long
2015	5/3	0	0	--	0	--
2016	3/3	2	8	4.0	0	7
Total	8/6	2	8	4.0	0	7

LAST WEEK vs. UGA:

Returned to the lineup after a three-game injury absence and made a big impact, with four catches for 90 yards... also carried the ball once for a nine-yard touchdown, his second score of the season... hauled in catches that went for 33 and 39 yards.

2016: Has eight catches for 156 yards in three starting nods... also has two carries, both for touchdowns... caught two passes for 36 yards at Vandy, but had his biggest contribution in the rushing game... scored on an eight-yard run in the 4th quarter for South Carolina's lone touchdown of the game in the Vandy victory... battled hamstring issues throughout the Mississippi State game but still caught two passes for 30 yards... did not play against East Carolina, Kentucky or Texas A&M after suffering a hamstring injury at Mississippi State.

NOTE: Garnered the Joe Morrison Offensive Player of the Spring honors in 2016.

2015: Played in five games... made 12 receptions for 161 yards and a touchdown... suffered a hamstring injury against UNC that caused him to miss seven games... returned for the season finale against Clemson and responded with five catches for 104 yards and a his first career TD, a seven-yard catch... recognized with the Big Plays award for the offense in the spring.

SINGLE-GAME HIGHS

Receptions.....5, Clemson, 2015
Yards Receiving104, Clemson, 2015
Long Reception.....48, Clemson, 2015
Touchdown Receptions.....1, Clemson, 2015
100-yard Receiving Games.....1 Time
Carries.....1, twice: Vanderbilt, 2016
and Georgia, 2016
Yards Rushing9, Georgia, 2016
Long Rush.....9, Georgia, 2016
Touchdowns Rushing.....1, twice: Vanderbilt, 2016
and Georgia, 2016
Long Kickoff Return24, North Carolina, 2015
Long Punt Return7, Vanderbilt, 2016



Kiel POLLARD

87

WR • 6-0 • 230 • FR. • HS
Moultrie, Ga.
(Colquitt County)

CAREER STATISTICS

Year	GP/GS	Rec	Yds	Avg	TD	Long
2016	5/0	1	18	18.0	0	18
Total	5/0	1	18	18.0	0	18

LAST WEEK vs. UGA:

Made his first career catch, an 18-yard reception that helped set up South Carolina's 4th-quarter touchdown.

2016: Has played in five games... saw his first action as a Gamecock in the Mississippi State game... made his home debut in the East Carolina win... was credited by Coach Muschamp for making a key block on A.J. Turner's game-opening 80-yard kick return vs. ECU... was targeted once in the passing game but did not make a catch at Kentucky.

NOTE: Signed as a wide receiver, but moved to tight end in fall camp.

HIGH SCHOOL: Named to the all-state team and was the 6A Offensive Player of the Year after helping lead Colquitt County to a 15-0 record and the Georgia state championship... logged 76 catches for 1,163 yards and 18 touchdowns as a senior... the Packers won two straight state titles and were ranked No. 2 in the USA Today poll in 2015... ESPN also ranks him as a three-star prospect, the 84th-best player in the state and the 148th-best wide receiver in the country.

SINGLE-GAME HIGHS

Receptions.....1, Georgia, 2016
Yards Receiving18, Georgia, 2016
Long Reception.....18, Georgia, 2016

2016 GAME-BY-GAME

Date	Opponent	Rec	Yds	Avg	TD	Rush	Yds	Avg	TD
9/1	at Vanderbilt	2	36	18.0	0	1	8	8.0	1
9/10	at Mississippi St.	2	30	15.0	0	0	0	--	0
9/17	East Carolina				DNP				
9/24	at Kentucky				DNP				
10/1	Texas A&M				DNP				
10/8	Georgia	4	90	22.5	0	1	9	9.0	1
10/22	Massachusetts								
10/29	Tennessee								
11/5	Missouri								
11/12	at Florida								
11/19	Western Carolina								
11/26	at Clemson								
2016 Totals		8	156	19.5	0	2	17	8.5	2

Player Notes



Jasper SASSER

26 DB • 6-0 • 210 • JR. • 2L
Jacksonville, Fla.
(Wolfson)

CAREER STATISTICS

Year	GP/GS	UT	AT	TT	TFL	QBS	INT	PBU	QBH	FF	FR
2014	9/0	0	0	0	0.0-0	0.0-0	0	0	0	0	0
2015	2/0	0	0	0	0.0-0	0.0-0	0	0	0	0	0
2016	6/0	4	4	8	0.0-0	0.0-0	0	0	0	0	0
Total	17/0	4	4	8	0.0-0	0.0-0	0	0	0	0	0

LAST WEEK vs. UGA:

Saw game action without recording a stat.

SINGLE-GAME HIGHS

Tackles 8, Mississippi State, 2016

2016: Has played in each game... finished with eight tackles (four solo) at Mississippi State, accounting for all of his stats through six games.

2015: Saw limited action in two contests... played against LSU and Vanderbilt on special teams... did not record any statistics... had a pair of interceptions in the 2015 Garnet & Black Spring Game... named to the SEC Fall Academic Honor Roll for a second time.



Dante SAWYER

95 DL • 6-3 • 275 • JR. • 1L
Suwanee, Ga.
(N. Gwinnett/E. Miss. C.C.)

CAREER STATISTICS

Year	GP/GS	UT	AT	TT	TFL	QBS	INT	PBU	QBH	FF	FR
2015	11/4	9	8	17	2.5-18	2.5-18	0	1	1	0	1
2016	6/0	5	2	7	3.0-13	1.0-7	0	2	1	0	1
Total	17/4	14	10	224	5.5-31	3.5-25	0	3	2	0	3

LAST WEEK vs. UGA:

Was in on two tackles, including one tackle for loss.

SINGLE-GAME HIGHS

Tackles 5, Tennessee, 2015
Tackles for Loss 2.0, Kentucky, 2016
Sacks 1.0, 3x: North Carolina, 2015,
UCF, 2015 and Kentucky, 2016
QB Hurries 1, twice: UCF, 2015
and Texas A&M, 2016
Pass Breakups 1.0, 3x: last vs. East Carolina, 2016
Fumbles Recovered 1, twice: Clemson, 2015
and East Carolina, 2016

2016: Has played in every game... ranks third on the team with 3.0 tackles for loss... made one tackle in the Vandy win... tallied a tackle and a pass breakup at Mississippi State... recovered a fumble in the 1st quarter of the East Carolina game, setting up South Carolina's first field goal... also broke up a pass against the Pirates... posted a strong effort at Kentucky, with three tackles, 2.0 tackles for loss and a sack... was credited with one quarterback hurry against Texas A&M.

NOTE: Sat out the spring while rehabbing from off-season shoulder surgery.

2015: Played in 11 of 12 games, making four starts... credited with 17 tackles including 2.5 sacks and a fumble recovery... had a nine-yard sack in his first career start against UCF, his first of three-straight starts... recovered a fumble against Clemson.



D.J. SMITH

24 DB • 5-11 • 195 • JR. • 2L
Marietta, Ga.
(Walton)

CAREER STATISTICS

Year	GP/GS	UT	AT	TT	TFL	QBS	INT	PBU	QBH	FF	FR
2014	12/1	8	3	11	0.0-0	0.0-0	0	1	0	0	0
2015	12/1	18	4	22	1.0-3	0.0-0	0	1	0	0	0
2016	6/5	24	10	34	3.0-7	0.0-0	1	0	0	0	1
Total	30/7	50	17	67	4.0-10	0.0-0	1	2	0	0	1

LAST WEEK vs. UGA:

Started at safety in his 30th collegiate appearance with the Gamecocks... made two tackles.

SINGLE-GAME HIGHS

Tackles 9, Texas A&M, 2016
Tackles for Loss 1.0, 4x: last vs. Texas A&M, 2016
Interceptions 1, Kentucky, 2016
Pass Breakups 1, twice: Kentucky, 2014
and LSU, 2015
Fumbles Recovered 1, East Carolina, 2016

2016: Has played in every game, with five starts... ranks third on the team

with 34 tackles and 3.0 tackles for loss... set a new career high in tackles in each of the first three games... came up with five tackles at Vanderbilt... added a tackle for loss, which helped stall Vandy's first scoring drive and hold the home team to a field goal... was credited with a new career-best six tackles, all solo, at Mississippi State... had a huge effort in the East Carolina win, with a career-high eight tackles and a fumble recovery... his fumble recovery came at a crucial time, as he scooped up an ECU fumble in the end zone as the Pirates were driving for a 4th-quarter touchdown... made four tackles, 1.0 tackles for loss and his first career interception at Kentucky... led the Gamecocks and set a career high with nine tackles in the Texas A&M game... also had one tackle for loss against the Aggies.

2015: Saw action in all 12 games, primarily on special teams, but began to split more time with Jordan Diggs at strong safety as the season progressed... credited with 22 tackles, including 18 solo stops... named to the SEC Fall Academic Honor Roll.



Dante Sawyer

Player Notes



Jamari SMITH

14

WR • 5-10 • 210 • JR. • 2L
Jacksonville, Fla.
(Fletcher)

LAST WEEK vs. UGA:
Did not play.

2016: Has played in five games, with one start... made his first career start at wide receiver vs. Vandy and was targeted three times... served as team captain at Kentucky, when he logged one rush for five yards... carried the ball once for two yards against Texas A&M.

NOTE: Has shuffled back-and-forth between offense and defense throughout his career in an attempt to get him on the playing field with more consistency and to fill positions of need.

2015: Special teams performer who saw action in 10 of 12 games... listed as a corner-back, but also spent time at wide receiver... did not log any statistics.

CAREER STATISTICS

Year	GP/GS	-RUSHING-				
		Att	Yds	Avg	TD	Long
2013	9/0	14	108	7.7	1	52
2014	0/0	0	0	--	0	--
2015	10/0	0	0	--	0	--
2016	5/1	2	7	3.5	0	5
Total	24/1	16	115	7.2	1	52

Year	GP/GS	-RECEIVING-				
		Rec	Yds	Avg	TD	Long
2013	9/0	0	0	--	0	--
2014	0/0	0	0	--	0	--
2015	10/0	0	0	--	0	--
2016	5/1	0	0	--	0	--
Total	24/1	0	0	--	0	--

SINGLE-GAME HIGHS

Carries..... 10, Coastal Carolina, 2013
Yards Rushing 103, Coastal Carolina, 2013
Long Rush..... 52, Coastal Carolina, 2013
Touchdowns Rushing..... 1, Coastal Carolina, 2013



Taylor STALLWORTH

90

DL • 6-2 • 310 • JR. • 2L
Mobile, Ala.
(Murphy)

CAREER STATISTICS

Year	GP/GS	UT	AT	TT	TFL	QBS	INT	PBU	QBH	FF	FR
2014	8/0	4	4	8	0.0-0	0.0-0	0	0	0	0	0
2015	9/5	5	3	8	1.0-1	0.0-0	0	1	0	0	0
2016	6/6	9	14	23	2.0-10	1.0-9	0	1	1	0	0
Total	23/11	18	21	39	3.0-11	1.0-9	0	2	1	0	0

LAST WEEK vs. UGA:

Started at defensive tackle... recorded two solo tackles.

2016: Has started every game... has 23 tackles, 2.0 tackles for loss and 1.0 sacks... set a career high with four tackles in the

Vandy win... joined with Darius English to come up with a huge sack on Vanderbilt's last drive of the game... topped his career high again with six tackles at Mississippi State... also had a hurry at MSU... made two tackles, 1.5 tackles for loss and was credited with half a sack in the East Carolina win... made four tackles and broke up a pass at Kentucky... posted five tackles (two solo) against Texas A&M.

2015: Played in nine contests, making five starts... credited with eight tackles... suffered a chest injury at Texas A&M, causing him to miss a pair of games.

SINGLE-GAME HIGHS

Tackles 6, Mississippi State, 2016
Sacks 0.5, twice: Vanderbilt, 2016
and East Carolina, 2016
Tackles for Loss 1.5, East Carolina, 2016
QB Hurries 1, Mississippi State, 2016
Pass Breakups 1, twice: Vanderbilt, 2015
and Kentucky, 2016



Kobe SMITH

97

DL • 6-2 • 305 • FR. • HS
Lawrenceville, Ga.
(Archer)

CAREER STATISTICS

Year	GP/GS	UT	AT	TT	TFL	QBS	INT	PBU	QBH	FF	FR
2016	5/0	1	0	1	0.0-0	0.0-0	0	0	0	0	0
Total	5/0	1	0	1	0.0-0	0.0-0	0	0	0	0	0

LAST WEEK vs. UGA:

Saw game action without recording a stat.

SINGLE-GAME HIGHS

Tackles 1, Mississippi State, 2016

2016: Has played in five games... made his Gamecock debut in the Vandy win... posted his first collegiate tackle, a solo stop, at Mississippi State.

HIGH SCHOOL: Graduated from Archer High School in Lawrenceville, Ga. at mid-semester and enrolled at South Carolina in January... played for head coach Andy Dyer... helped the Tigers to an 11-2 record and a spot in the Georgia AAAAAA state quarterfinals as a senior... invited to play in the Semper Fidelis All-American Game following his senior season... Rivals considers him a three-star prospect, the 31st-best defensive tackle in the nation and the 48th-best player in Georgia... considered a three-star prospect, the 63rd-best defensive tackle in the nation and the 83rd-best player in the state of Georgia by 247Sports... is a three-star prospect, the 40th-best defensive tackle in the nation, and the 43rd-best player in Georgia according to ESPN... rated a three-star prospect and an All-Southeast Region pick by *PrepStar*.



Donell STANLEY

72

OL • 6-4 • 325 • SO. • 1L
Floydale, S.C.
(Latta)

CAREER STATS

Year	Games	Starts
2015	12	0
2016	1	1
Total	13	1

LAST WEEK vs. UGA: Did not play after sustaining an injury in the Vanderbilt win.

2016: Made his first career start, serving as Carolina's right guard in the Vanderbilt win, but left the game early with an ankle injury.

2015: Played in all 12 games as a redshirt freshman, primarily on special teams... also saw a limited number of reps at offensive guard... named to the SEC Fall Academic Honor Roll... took a vast number of reps in the spring as the numbers were thin on the offensive line... earned one of four Everyday Effort awards presented in the spring at the Garnet & Black game.

Player Notes



Rod TALLEY

32 RB • 5-10 • 205 • JR. • 1L
Laurens, S.C.
(Laurens/Gardner-Webb)

LAST WEEK vs. UGA:
Played on special teams.

2016: Has played in five games... carried the ball once for two yards at Mississippi State.

NOTE: Former walk-on who earned a scholarship prior to the start of the 2015 campaign.

2015: Became eligible for the first time at South Carolina following a transfer from Gardner-Webb... played extensively on special teams, earning his first letter... rushed twice for 11 yards... credited with a pair of tackles... named to the SEC Fall Academic Honor Roll.

CAREER STATISTICS

-RUSHING-						
Year	GP/GS	Att	Yds	Avg	TD	Long
2015	12/0	2	11	5.5	0	10
2016	5/0	1	2	2.0	0	2
Total	17/0	3	13	4.3	0	10
-RECEIVING-						
Year	GP/GS	Rec	Yds	Avg	TD	Long
2015	12/0	0	0	--	0	--
2016	5/0	0	0	--	0	--
Total	17/0	0	0	--	0	--

SINGLE-GAME HIGHS

Rushing Attempts.....	1, 3x: Georgia, 2015, Florida, 2015, and Mississippi State, 2016
Rushing Yards.....	10, Georgia, 2015
Longest Rush	10, Georgia, 2015



A.J. TURNER

25 RB • 5-10 • 195 • FR. • RS
Clifton, Va.
(Centreville)

LAST WEEK vs. UGA:
Carried the ball 11 times for 30 yards... caught four passes for 17 yards... returned three kicks for 69 yards.

2016: Has played in every game, with four starts... listed sixth overall in the SEC and fourth among FBS freshmen with 112.0 all-purpose yards per game... ranks 25th in FBS football and third in the SEC with a kickoff return average of 26.8 yards... paces the Gamecocks with 68 carries for 300 yards... his 300 rushing yards are 14th-most among FBS freshmen... owns two rushing touchdowns... has also caught 15 passes for 104 yards and a score... has returned 10 kicks, averaging 26.8 yards per return... made his collegiate debut in the Vanderbilt win, starting at running back...


led South Carolina with 13 carries for 70 yards... averaged 5.38 yards per carry vs. Vandy, which ranked sixth among FBS freshmen in Week 1... also made a difference in the passing game, with three catches for 27 yards... came up huge in the 4th quarter at Vandy, with an 18-yard reception and a 20-yard rush on South Carolina's touchdown drive... later had a 17-yard run on Carolina's game-winning field goal drive against the Commodores... led the Gamecocks with 16 carries for 32 yards at Mississippi State... caught two passes at MSU for 25 yards, including an 18-yard touchdown strike from Brandon McIlwain, both players' first career touchdown... returned three kicks for 62 yards in Starkville... carried the ball six times for 13 yards against East Carolina... made his biggest contribution on special teams in the win over the Pirates, logging an 80-yard kick return on the first play of the game to set up South Carolina's first touchdown... was back in the starting lineup at Kentucky, when he carried the ball 12 times for 42 yards and a touchdown... his 12-yard touchdown carry in Lexington was the first of his Gamecock career... also caught two passes for 13 yards and returned two kicks for 38 yards at UK... started at tailback and had a huge effort against Texas A&M, with 10 carries for 116 yards and a touchdown, while also catching four passes for 22 yards... broke loose on the A&M game's first play from scrimmage, racing to a 75-yard touchdown run... also returned one kick for 19 yards against the Aggies... his touchdown vs. TAMU, which came 17 seconds into the game, was the fastest score for Carolina since Nov. 20, 2010, when Marcus Lattimore ran 17 yards for a touchdown 13 seconds in against Troy... it was also Carolina's longest run since 2013 and the longest rush allowed by Texas A&M in over 20 years of recorded statistics.

CAREER STATISTICS

-RUSHING-						
Year	GP/GS	Att	Yds	Avg	TD	Long
2016	6/4	68	300	4.4	2	75
Total	6/4	68	300	4.4	2	75
-RECEIVING-						
Year	GP/GS	Rec	Yds	Avg	TD	Long
2016	6/4	15	104	6.9	1	18
Total	6/4	15	104	6.9	1	18
-KICK RETURNS-						
Year	GP/GS	No	Yds	Avg	TD	Long
2016	6/4	10	268	26.8	0	80
Total	6/4	10	268	26.8	0	80

SINGLE-GAME HIGHS

Carries.....	16, Mississippi State, 2016
Yards Rushing	113, Texas A&M, 2016
Long Rush.....	75, Texas A&M, 2016
Touchdowns Rushing.....	2, Kentucky, 2016 and Texas A&M, 2016
100-yard Rushing Games	1 Time
Receptions.....	4, twice: Texas A&M, 2016 and Georgia, 2016
Yards Receiving	27, Vanderbilt, 2016
Long Reception.....	18, twice: Vanderbilt, 2016 and Mississippi State, 2016
Touchdown Receptions.....	1, Mississippi State, 2016
Long Kick Return	80, East Carolina, 2016



Keir THOMAS

18 DL • 6-2 • 265 • FR. • HS
Miami, Fla.
(Miami Central)

CAREER STATISTICS

Year	GP/GS	UT	AT	TT	TFL	QBS	INT	PBU	QBH	FF	FR
2016	6/2	7	5	12	1.0-4	1.0-4	0	0	0	0	0
Total	6/2	7	5	12	1.0-4	1.0-4	0	0	0	0	0

LAST WEEK vs. UGA:
Made his second straight start at defensive tackle... was in on one tackle.

2016: Has played in every game, with two starts... credited with 12 tackles and one sack... made three tackles in his collegiate debut, a victory over Vanderbilt... had two tackles and made his first career sack on the final play of the 1st quarter in the East Carolina win... made one solo tackle at Kentucky... made his first career start against Texas A&M and had a strong effort, with five tackles (three solo).

HIGH SCHOOL: Graduated from Miami (Fla.) Central High School at mid-year and enrolled at South Carolina in January 2016... coached by Roland Smith... played multiple positions, including nose guard, defensive tackle, defensive end and linebacker... earned first-team Class 6A all-state honors... recognized as the 8A-6A Defensive Player of the Year as part of the *Miami Herald's* All-Dade Awards event... racked up 22 sacks among his 83 tackles as a senior... recorded 71 tackles and 18 sacks as a junior... regarded as a three-star prospect, the 23rd-best strongside defensive end in the country and the 49th-best player in Florida, according to Rivals... ESPN rates him as a four-star prospect, the 26th-best defensive end, the 37th-best player in the state and No. 192 overall on the ESPN 300.

SINGLE-GAME HIGHS

Tackles	5, Texas A&M, 2016
Tackles for Loss	1.0, East Carolina, 2016
Sacks	1.0, East Carolina, 2016

2016 GAME-BY-GAME

Date	Opponent	Rush	Yds	Avg	TD	Rec	Yds	Avg	TD
9/1	at Vanderbilt	13	70	5.4	0	3	27	9.0	0
9/10	at Mississippi St.	16	32	2.0	0	2	25	12.5	1
9/17	East Carolina	6	13	2.2	0	0	0	--	0
9/24	at Kentucky	12	42	3.5	1	2	13	6.5	0
10/1	Texas A&M	10	113	11.3	1	4	22	5.5	0
10/8	Georgia	11	30	2.7	0	4	17	4.3	0
2016 Totals		68	300	4.4	2	15	104	6.9	1

Player Notes



Jonathan WALTON

28

LB • 6-0 • 230 • SR. • 3L
Daphne, Ala.
(Bayside Academy)

CAREER STATISTICS

Year	GP/GS	UT	AT	TT	TFL	QBS	INT	PBU	QBH	FF	FR
2013	13/0	5	3	8	0.0-0	0.0-0	0	0	1	0	0
2014	13/6	36	25	61	2.5-3	0.0-0	1	2	1	0	1
2015	12/6	29	13	42	5.0-19	1.0-10	0	0	2	2	0
2016	6/5	22	7	29	2.0-4	0.0-0	0	1	1	1	0
Total	44/17	92	48	140	9.5-27	1.0-10	1	3	5	3	1

LAST WEEK vs. UGA:

Started at linebacker... made four solo tackles and was in on a quarterback hurry.

2016: Has played in each game, with five starts... ranks fourth on the team with 29 tackles (22 solo)... notched six tackles in Carolina's win at Vanderbilt... added five tackles and a forced fumble at Mississippi State... served as a captain at MSU... made five tackles, with 1.0 tackles for loss in the East Carolina win... made five tackles at Kentucky... made four tackles, all solo, including one tackle for loss and also broke up one pass against Texas A&M.

2015: Played in all 12 games, making six starts... credited with 42 tackles including 5.0 tackles for loss... forced a pair of fumbles... made a team-high 11 tackles (ten solo) and forced his first career fumble against Kentucky... caught a 10-yard touchdown pass at Tennessee, the only time he touched the ball... named the Most Improved Linebacker for the second-straight spring.



Jonathan Walton



Antoine WILDER

21

DB • 5-10 • 185 • FR. • RS
Riverdale, Ga.
(Hapeville Charter)

CAREER STATISTICS

Year	GP/GS	UT	AT	TT	TFL	QBS	INT	PBU	QBH	FF	FR
2016	6/2	7	1	8	1.0-3	0.0-0	1	0	0	1	0
Total	6/2	7	1	8	1.0-3	0.0-0	1	0	0	1	0

LAST WEEK vs. UGA:

Made his first career interception, which came inside of the Carolina 10-yard line and denied Georgia from scoring a 3rd-quarter touchdown... also made one tackle for loss.

SINGLE-GAME HIGHS

Tackles 5, East Carolina, 2016
Tackles for Loss 1.0, Georgia, 2016
Interceptions 1, Georgia, 2016
Forced Fumbles 1, East Carolina, 2016

2016: Has played in every game, including two starts... has eight tackles, one forced fumble and one interception... made his Gamecock debut in the team's win over Vanderbilt... earned his first career start and had a massive game in the East Carolina win, with five tackles (four solo) and a forced fumble... jarred the ball loose at a crucial time, creating a turnover near the goal line as ECU was closing in on a 4th-quarter touchdown... started at the nickel position against Texas A&M and made two tackles.

2015: Redshirted in his first season with the Garnet & Black... missed some practice time with a right knee sprain.



Antoine Wilder

Player Notes



David WILLIAMS

33 RB • 6-1 • 220 • JR. • 2L
Philadelphia, Pa.
(Imhotep Charter)

LAST WEEK vs. UGA:
Did not play.


2016: Has played in four games, with one start... has 23 carries for 110 yards and a team-best 4.8 yards per carry... carried the ball five times for seven yards in the win over Vanderbilt... did not play at Mississippi State but was in the starting lineup for East Carolina... led the Gamecocks with seven carries for 67 yards vs. ECU... also caught one pass for 16 yards against the Pirates... tallied a 20-yard rush to set up South Carolina's second touchdown of the game and added a 25-yard run on the final drive of the game as Carolina was running out the clock on ECU... carried the ball nine times for 33 yards and caught one pass for 12 yards at Kentucky... carried the ball two times for three yards against Texas A&M.

2015: Played in all 12 games, making four starts... was third on the team with 299 yards rushing on 86 carries... also caught 11 passes for 93 yards... ran the ball 10 times for 42 yards in the season opener against North Carolina... logged a career-high 14 carries for 32 yards in the win over UCF... made his first career start at LSU and responded with 25 yards on seven carries and a pair of receptions for nine yards... named the Most Improved Running Back in the spring.

2016 GAME-BY-GAME									
Date	Opponent	Rush	Yds	Avg	TD	Rec	Yds	Avg	TD
9/1	at Vanderbilt	5	7	1.4	0	0	0	--	0
9/10	at Mississippi St.				DNP				
9/17	East Carolina	7	67	9.6	0	1	16	16.0	0
9/24	at Kentucky	9	33	3.7	0	1	12	12.0	0
10/1	Texas A&M	2	3	1.5	0	0	0	--	0
10/8	Georgia				DNP				
10/22	Massachusetts								
10/29	Tennessee								
11/5	Missouri								
11/12	at Florida								
11/19	Western Carolina								
11/26	at Clemson								
2016 Totals		23	110	4.8	0	2	28	14.0	0

CAREER STATISTICS						
-RUSHING-						
Year	GP/GS	Att	Yds	Avg	TD	Long
2014	9/0	45	256	5.7	2	37
2015	12/4	86	299	3.5	0	18
2016	4/1	23	110	4.8	0	25
Total	25/5	154	665	4.3	2	37
-RECEIVING-						
Year	GP/GS	Rec	Yds	Avg	TD	Long
2014	9/0	7	99	14.1	0	59
2015	12/4	11	93	8.5	0	21
2016	4/1	2	28	14.0	0	16
Total	25/5	20	220	11.0	0	59

SINGLE-GAME HIGHS	
Carries.....	14, UCF, 2015
Yards Rushing	110, Furman, 2014
Long Rush.....	37, Furman, 2014
Touchdowns Rushing.....	1, twice: Vanderbilt, 2014 and South Alabama, 2014
100-yard Rushing Games.....	1 time
Receptions.....	4, Clemson, 2014
Yards Receiving.....	70, Clemson, 2014
Long Reception.....	59, Clemson, 2014



Drew WILLIAMS

47 LS • 6-2 • 215 • SR. • 3L
Irmo, S.C.
(Dutch Fork)

LAST WEEK vs. UGA: Served as South Carolina's long snapper.

2016: Has been the primary long snapper for every game.

NOTE: Fourth-year senior who has appeared in every game over the past three seasons... served as the deep snapper in punting situations in both 2013 and 2014 and added short snapping duties on field goals and extra points in 2015... expected to handle both duties again this season.

2015: Handled the deep snapping duties in punt formation for the third-straight year and added short snapping duties on field goals and extra points attempts... credited with one tackle... placed on scholarship for the first time in his career... named the Most Improved Special Teams performer in the spring by the Gamecock coaching staff for the second-straight year.



D.J. WONNUM

92 DL • 6-4 • 240 • FR. • HS
Stone Mountain, Ga.
(Stephenson)

CAREER STATISTICS											
Year	GP/GS	UT	AT	TT	TFL	QBS	INT	PBU	QBH	FF	FR
2016	6/0	6	8	14	2.0-9	1.0-8	0	0	2	0	0
Total	6/0	6	8	14	2.0-9	1.0-8	0	0	2	0	0

LAST WEEK vs. UGA:
Recorded one tackle.

2016: Has played in every game... has 14 tackles, which leads Gamecock freshmen... also has 2.0 tackles for loss, 1.0 sacks and a pair of quarterback hurries... made one tackle in his collegiate debut, a win over Vanderbilt... came up with three tackles (two solo) at Mississippi State... Had a huge effort in the East Carolina win, with four tackles (all solo), 2.0 tackles for loss and a sack... made three tackles at Kentucky... notched two tackles and was credited with two quarterback hurries against Texas A&M.

HIGH SCHOOL: Dennis "D.J." Wonnum Jr. was named to the All-Region team for Class 6 – AAAAA Division A as a senior at Stephenson High School in Stone Mountain, Ga... graduated in 2016... collected 38 tackles with 11 tackles for loss and 2.5 sacks... the Jaguars posted a 9-2 record and earned a spot in the state playoffs in 2015 under head coach Ron Gartrell... earned all-state honors at tight end during his junior season... Rivals ranks him as a three-star prospect as a tight end... 247Sports rated him a three-star prospect, the 126th-best player in the state of Georgia and the 87th-best weakside defensive end in the country... ESPN gave him three stars and considered him the 113th-best player in Georgia and the No. 121 defensive end in the country.

SINGLE-GAME HIGHS	
Tackles	4, twice: Mississippi State, 2016 and East Carolina, 2016
Tackles for Loss	2.0, East Carolina, 2016
Sacks	1.0, East Carolina, 2016
QB Hurries	2, Texas A&M, 2016

Player Notes



Malik YOUNG

77

OL ♦ 6-3 ♦ 300 ♦ SO. ♦ SQ
Pelzer, S.C.
(Woodmont)

LAST WEEK vs. UGA: Made his second consecutive start at right tackle.

2016: Has played in every game, with two starts... made his first career start against Texas A&M.

2015: Offensive lineman who saw limited duty in three contests... played on special teams against Kentucky, Georgia and UCF... also took some snaps on offense late in the game against the Bulldogs... was receiving more quality reps in the spring due to the number of injuries among the front line before suffering a left ankle sprain.

CAREER STATS

Year	Games	Starts
2015	3	0
2016	6	2
Total	9	2



Mason ZANDI

74

OL ♦ 6-9 ♦ 315 ♦ SR. ♦ 3L
Chapin, S.C.
(Chapin)

2016 Preseason All-SEC (Coaches)

LAST WEEK vs. UGA: Started at left tackle.

2016: Has started every game at left tackle... made his 40th appearance as a Gamecock at Kentucky.

2015: Started each of the first 10 games at right tackle... made the start in the opener against North Carolina, his first start since the Vanderbilt game in the 2013 season... made the switch to jersey number 51 against Kentucky in honor of friend Cody Waldrop, who suffered a broken ankle during practice during the week of the game... suffered a high right ankle sprain late in the game against Florida and was not available for either Citadel or Clemson.

CAREER STATS

Year	Games	Starts
2013	13	1
2014	13	0
2015	10	10
2016	6	6
Total	42	17