



SOUTH CAROLINA GAMECOCKS

MISSOURI (2-6, 0-4) at SOUTH CAROLINA (4-4, 2-4)
Williams-Brice Stadium (80,250), Columbia, S.C.
November 5, 2016, 4 pm ET

ON THE AIR

TELEVISION

National Broadcast..... SEC Network
 Play-by-Play..... Tom Hart
 Analysis.....Andre Ware
 Sideline.....Cole Cubelic

RADIO

National Radio..... None
Gamecock IMG Sports Network
 Play-by-Play..... Todd Ellis
 Analysis..... Tommy Suggs
 Sideline.....Langston Moore
Satellite Radio..... Sirius 113/XM 191

QUICK FACTS

Location..... Columbia, S.C.
 Founded..... 1801
 Enrollment..... 33,724
 Head Coach..... Will Muschamp
 Alma Mater..... Georgia (1994)
 South Carolina Record..... 4-4 (First year)
 Career Record.....32-25 (Fifth year)
 Running Backs..... Bobby Bentley
 Offensive Line..... Shawn Elliott
 Special Teams/Linebackers..... Coleman Hutzler
 Co-Offensive Coord./WR..... Bryan McClendon
 Outside Linebackers..... Mike Peterson*
 Defensive Coord./Def. Backs..... Travaris Robinson
 Co-Offensive Coord./QB..... Kurt Roper*
 Asst. HC-Defense/Def. Line.... Lance Thompson
 Tight Ends..... Pat Washington*
 Strength & Conditioning..... Jeff Dillman
 Head FB Athletics Trainer..... Clint Haggard

*Seated in the Press Box

Assistant AD/Media Relations..... Steve Fink
 Fink Email..... finksc@mailbox.sc.edu
 Fink Office.....803-777-7987
 Fink Cell.....803-240-5268
 Official Website.....www.gamecocksonline.com
 Press Box.....803-777-2040



2016 SOUTH CAROLINA SCHEDULE



at VANDERBILT COMMODORES: Thursday, September 1 **SC 13, VU 10**
 Vanderbilt Stadium (40,350), Nashville, Tenn.; **Attend:** 30,304 **SC 1-0 Overall; 1-0 SEC**
 Carolina rallies from 10-point halftime deficit to win on Fry's 55-yard FG in final minute



at MISSISSIPPI STATE BULLDOGS: Saturday, September 10 **MSU 27, SC 14**
 Davis Wade Stadium (61,337), Starkville, Miss.; **Attend:** 57,763 **SC 1-1 Overall; 1-1 SEC**
 24-point halftime deficit too much to overcome as State snaps 7-game losing skid to Carolina



vs EAST CAROLINA PIRATES: Saturday, September 17 **SC 20, ECU 15**
 Williams-Brice Stadium (80,250), Columbia, S.C.; **Attend:** 80,384 **SC 2-1 Overall; 1-1 SEC**
 McIlwain throws for 195 and rushes for 2 scores in 1st career start, defense forces 3 redzone TOs



at KENTUCKY WILDCATS: Saturday, September 24 **UK 17, SC 10**
 Commonwealth Stadium (61,000), Lexington, Ky.; **Attend:** 51,702 **SC 2-2 Overall; 1-2 SEC**
 Gamecocks drop third-straight to Wildcats after winning 13 in a row despite English's 3 sacks



vs #9/10 TEXAS A&M AGGIES: Saturday, October 1 **A&M 24, SC 13**
 Williams-Brice Stadium (80,250), Columbia, S.C. **Attend:** 78,245 **SC 2-3 Overall; 1-3 SEC**
 Turner logs first career 100-yard rushing game; Defense holds A&M to 19 points below average



vs. GEORGIA BULLDOGS: Sunday, October 9 **UGA 28, SC 14**
 Williams-Brice Stadium (80,250), Columbia, S.C. **Attend:** 77,221 **SC 2-4 Overall; 1-4 SEC**
 Game moved to Sunday due to Hurricane Matthew; Dogs rush for 326 yards



vs UMASS MINUTEMEN: Saturday, October 22 **SC 34, UMASS 28**
 Williams-Brice Stadium (80,250), Columbia, S.C. **Attend:** 73,428 **SC 3-4 Overall; 1-4 SEC**
 Bentley makes Gamecock debut throwing for 201 with 2 scores; Samuel catches 8 for 106



vs #18/18 TENNESSEE VOLUNTEERS: Saturday, October 29 **SC 24, UT 21**
 Williams-Brice Stadium (80,250), Columbia, S.C. **Attend:** 78,696 **SC 4-4 Overall; 2-4 SEC**
 Gamecocks hold UT to 297 total yards in snapping 7-game losing skid vs. ranked opponents



vs MISSOURI TIGERS: Saturday, November 5 - 4 pm - SEC Network
 Williams-Brice Stadium (80,250), Columbia, S.C.
 Missouri has won 4 of the 6 meetings between the two schools that list Columbia as its home.



at FLORIDA GATORS: Saturday, November 12 - TBA - TBA
 Ben Hill Griffin Stadium (88,548), Gainesville, Fla.
 Florida leads 25-8-3, but the Gamecocks have won 4 of the last 6.



vs WESTERN CAROLINA CATAMOUNTS: Saturday, November 19 - TBA - TBA
 Williams-Brice Stadium (80,250), Columbia, S.C.
 South Carolina leads 4-0, but the schools have not met since 1989.



at CLEMSON TIGERS: Saturday, November 26 - TBA - TBA
 Memorial Stadium (81,500), Clemson, S.C.
 Clemson leads 67-42-4; South Carolina has won 5 of the last 7 meetings



QUICKLY...

- ◆ The Columbia Cup is on the line when the South Carolina Gamecocks (4-4, 2-4 SEC) host the Missouri Tigers (2-6, 0-4 SEC) in the final game of a five-game homestand for the Gamecocks. This SEC Eastern Division matchup is set for a 4 pm ET kick on SEC Network.
- ◆ It's Homecoming Week on the campus of the University of South Carolina. The Homecoming parade is set for 3 pm on Friday. Later on Friday, A Block Party will take place at Foundation Square (the intersection of Green and Lincoln Streets), with a pep rally, music from the decades featuring the band, Simply Irresistible, and fireworks, beginning at 6:30 pm.
- ◆ South Carolina is coming off back-to-back wins, including a 24-21 win over 18th-ranked Tennessee last week in Columbia. The Gamecocks have already surpassed their win total of last season.
- ◆ Missouri has dropped four straight to fall to 2-6 overall. They are winless in four SEC contests, including a 35-21 home loss to Kentucky last Saturday.



MISSOURI

2-6 Overall; 0-4 SEC

Head Coach Barry Odom
 Alma Mater Missouri (1999)
 Missouri Record 2-6 (1st year)
 Career Record 2-6 (1st year)
 Football Contact Chad Moller
 Email mollerc@missouri.edu
 Office 573-882-0712
 Cell 573-268-3110
 Official Website www.mutigers.com

Tigers Schedule

Sept. 3 at West Virginia.....L, 11-26
 Sept. 10 vs. Eastern Michigan W, 61-21
 Sept. 17 vs. #16 Georgia*L, 27-28
 Sept. 24 vs. Delaware State..... W, 79-0
 Oct. 1 at LSU*L, 7-42
 Oct. 15 at #18 Florida*L, 14-40
 Oct. 22 vs. Middle TennesseeL, 45-51
 Oct. 29 vs. Kentucky*L, 21-35
Nov. 5 at South Carolina* 4 pm ET
 Nov. 12 vs. Vanderbilt* 2:30 pm
 Nov. 19 at Tennessee*TBA
 Nov. 25 vs. Arkansas*TBA
 *SEC game

Series Capsule

Series HistoryMU leads 4-2
 In Columbia, S.C. Series tied 1-1
 In Columbia, Mo. Series tied 1-1
 At Neutral SiteMU leads 2-0
 First MeetingMU 24, SC 14
 12/29/79 in Birmingham, Ala.
 Last MeetingMU 24, SC 10
 10/03/15 in Columbia, Mo.
 Last Meeting in SC ... MU 21, SC 20 (09/27/14)
 Last SC Win.....SC 27, MU 24 2OT
 10/26/13 in Columbia, Mo.
 Current Streak..... MU has won 2 in a row
 Muschamp vs. Missouri..... 1-2
 Odom vs. South Carolina.....0-0

Series Superlatives

Most Points - SC31 (2005 & 2012)
 Most Points - MU..... 38 (2005)
 Most Points - Combined 67 (2005)
 MIZ 38, SC 31
 Biggest Margin Victory - SC.....21 (2012, 31-10)
 Biggest Margin Victory - MU ..14 (2015, 24-10)
 Longest Winning Streak - SC.....2 (2012-13)
 Longest Winning Streak - MU.....2 (twice)

CAROLINA VS. MIZZOU: The Missouri Tigers hold a 4-2 advantage over the South Carolina Gamecocks in the all-time series between these two schools that claim Columbia as its hometown. The first two contests were held at bowl sites, with Missouri posting a 24-14 win in the 1979 Hall of Fame Bowl in Birmingham, and a 38-31 come-from-behind win in the 2005 Independence Bowl in Shreveport. Since Mizzou joined the SEC, the teams have split four games evenly. South Carolina won the first SEC Eastern Division battle between the two schools with a 31-10 win in Columbia, S.C. in 2012, then an improbable 27-24 double-overtime win in Columbia, Mo. in 2013. In 2014, the Tigers overcame a 13-point deficit in the final seven minutes to squeeze out a 21-20 victory in their last visit to Williams-Brice Stadium, then won by a 24-10 count in Missouri last season.

THE LAST TIME THEY MET: Missouri broke open a close contest midway through the third quarter and shut out the Gamecocks in the second half en route to a 24-10 win at Memorial Stadium in Columbia, Mo. on October 3, 2015. Both teams started true freshmen quarterbacks in the contest, **Lorenzo Nuñez** for the Gamecocks and Drew Lock for the Tigers, the first SEC game that featured two true freshmen starting signal-callers. Nuñez went 15-for-24 for 172 yards but threw three picks, while Lock was 21-of-28 for 136 yards. Neither team's offense reached the 300-yard plateau for the game.

THE LAST TIME HERE: Missouri scored twice in the final seven minutes to pull out a 21-20 victory in Williams-Brice Stadium on September 27, 2014. Carolina appeared to have things in hand when **Pharoh Cooper** scored on a 23-yard pass from **Dylan Thompson** with just 7:25 left in the contest to put the Gamecocks on top 20-7. But the Tigers responded with a pair of Russell Hansbrough one-yard runs, his second and third TDs of the game, with the final tally coming with just 1:36 on the clock. The Gamecocks outgained the Tigers in a defensive struggle, 338-280. Thompson completed 21-of-37 passes for 219 yards, while **Mike Davis** rushed 22 times for 104 yards to lead Carolina. Missouri punted 10 times in the turnover-free contest, one more than Carolina.

CAROLINA'S LAST WIN: In one of the more memorable games in recent South Carolina football history, the No. 20/20 Gamecocks rallied from 17 points down in the fourth quarter to shock No. 5/7 Missouri, 27-24 in double-overtime on Oct. 26, 2013 in Columbia, Mo. Mizzou opened up a 17-0 lead before senior quarterback **Connor Shaw** came off the bench in the third quarter to lead the comeback. Shaw connected on 20-of-29 passes for 201 yards. He hit **Nick Jones** with a 2-yard scoring pass with 42 seconds left in regulation to send the game into overtime, then found **Bruce Ellington** in the endzone on 4th-and-15 to force the game into a second OT. **Elliott Fry** hit from 40-yards out to put Carolina on top before Andrew Baggett's attempt from 24-yards away carried off the left upright, ending the contest.

South Carolina-Missouri By the Numbers

	SC	MU
Record	4-4	2-6
Points/Game	17.8	33.1
Opp. Points/Game	21.2	30.4
Rushing Attempts	277	330
Yards Rushing/Game	113.2	195.0
Opp. Rushing Attempts	333	348
Opp. Yards Rush/Game	201.8	240.0
Passes Attempted	245	302
Passes Completed	147	167
Yards Pass/Game	205.1	295.1
Opp. Passes Attempted	256	299
Opp. Passes Completed	143	163
Opp. Yards Pass/Game	180.8	235.6
Total Plays	522	632
Total Offense	2547	3921
Avg. Yards/Game	318.4	490.1
Avg. Yards/Play	4.9	6.2
Opp. Total Plays	589	647
Opp. Total Offense	3060	3805
Opp. Total Yards/Game	382.5	475.6
Opp. Total Yards/Play	5.2	5.9
3rd Down Conv.	30%	39%
Opp. 3rd Down Conv.	40%	44%
4th Down Conv.	9-15	8-14
Opp. 4th Down Conv.	7-13	3-6
Avg. Poss. Time/Game	28:47	24:11

MUSCHAMP VS. THE TIGERS: Carolina head coach **Will Muschamp** is 1-2 in his career against Missouri, all as the head coach at the University of Florida. Coach Muschamp led the Gators to a 14-7 win over Mizzou in Gainesville in 2012, then dropped back-to-back decisions to the Tigers, first by a 36-17 margin in Missouri in 2013, then by a 42-13 count in Florida in 2014.

RECRUITING THE SHOW-ME STATE: The lone Gamecock from the Show-Me State is sophomore tight end **Kyle Markway**, a 6-4, 254-pounder who graduated from St. John Vianney in St. Louis. Markway saw limited action as a true freshman a year ago, but has not played this year while rehabbing a foot injury.

MIZZOU TIES: South Carolina tight ends coach **Pat Washington** served on Gary Pinkel's staff at Mizzou from 2013-15.

SOUTH CAROLINA VS. MISSOURI

1979	12/29	L	14-24	N
(Hall of Fame Bowl)				
2005	12/30	L	31-38	N
(Independence Bowl)				
2012	09/22	W	31-10	H
2013	10/26	W 2OT	27-24	A
2014	09/27	L	20-21	H
2015	10/03	L	10-24	A

2016 SEC Standings

EASTERN DIVISION

	SEC	PCT	PF	PA	ALL	PCT	PF	PA
Florida	4-1	.800	150	75	6-1	.857	206	82
Kentucky	4-2	.667	125	161	5-3	.625	222	247
Tennessee	2-3	.400	141	177	5-3	.625	234	233
Georgia	2-4	.333	127	161	4-4	.500	186	209
S. Carolina	2-4	.333	88	127	4-4	.500	142	170
Vanderbilt	1-3	.250	46	62	4-4	.500	166	171
Missouri	0-4	.000	69	145	2-6	.250	265	243

WESTERN DIVISION

	SEC	PCT	PF	PA	ALL	PCT	PF	PA
Alabama	5-0	1.000	213	103	8-0	1.000	351	119
Texas A&M	4-1	.800	157	124	7-1	.875	307	158
Auburn	4-1	.800	168	88	6-2	.750	290	128
LSU	3-1	.750	116	66	5-2	.714	209	105
Arkansas	1-3	.250	91	180	5-3	.625	247	251
Miss State	1-3	.250	99	115	3-5	.375	243	240
Ole Miss	1-4	.200	168	174	3-5	.375	288	260

Last Week in the SEC

October 29

- *South Carolina 24, Tennessee 21
- *Kentucky 35, Missouri 21
- *Florida 24, Georgia 10
- Mississippi State 56, Samford 41
- *Auburn 40, Ole Miss 29
- Texas A&M 52, New Mexico State 10

This Week in the SEC

November 5

- *Missouri at South Carolina, 4 pm
- *Vanderbilt at Auburn, Noon
- *Texas A&M at Mississippi State, Noon
- Georgia Southern at Ole Miss, Noon
- *Florida at Arkansas, 3:30 pm
- Tennessee Tech at Tennessee, 4 pm
- *Georgia at Kentucky, 7:30 pm
- *Alabama at LSU, 8 pm

Next Week in the SEC

November 12

- *South Carolina at Florida, TBA
- *Mississippi State at Alabama, Noon
- *Vanderbilt at Missouri, 3:30 pm
- *LSU at Arkansas, TBA
- *Auburn at Georgia, TBA
- *Kentucky at Tennessee, TBA
- *Ole Miss at Texas A&M, TBA

*All times Eastern



A South Carolina win over Missouri would...

- ◆ Bring the Columbia Cup back to South Carolina for the first time since 2013.
- ◆ Give the Gamecocks their fifth win of the season and keep their bowl hopes alive. The Gamecocks would then need to defeat either Florida, Western Carolina or Clemson to become bowl-eligible.
- ◆ Give the Gamecocks a three-game winning streak for the first time since September 6-20, 2014 when they defeated East Carolina, Georgia and Vanderbilt in consecutive weeks.

YOU ARE LOOKING LIVE: It's Homecoming Week and the Columbia Cup is on the line when the South Carolina Gamecocks (4-4, 2-4 SEC) host the Missouri Tigers (2-6, 0-4 SEC) in the final game of a five-game homestand for the Gamecocks. This SEC Eastern Division matchup is set for a 4 pm ET kick on SEC Network.

A HISTORY LESSON: 2016 marks the 123rd season of intercollegiate football at the University of South Carolina, dating back to 1892. It is the 110th-consecutive year in which South Carolina has competed on the gridiron. The University did not field a team in either 1893 or 1906. Carolina is 24 games over the .500 mark with an all-time record of 590-566-44.

SEC HISTORY: The 2016 season marks South Carolina's 25th year in the SEC. South Carolina and Arkansas joined the league prior to the 1992 campaign. The Gamecocks earned the SEC Eastern Division title in the 2010 season. The Gamecocks are 85-112-1 (.432) all-time in SEC regular-season play, but are 30-25 (.545) in conference action since the start of the 2010 season.

THE LAST TIME OUT: The Gamecocks held No. 18/18 Tennessee to just 297 yards of offense, nearly 100 yards below their season average, in a 24-21 win over the Vols last Saturday night in Columbia. True freshman quarterback **Jake Bentley** completed 15-of-20 passes for 167 yards and two scores, while true freshman **Rico Dowdle** set career highs with 27 rushes and 127 yards rushing with a touchdown. Cornerback **Jamarcus King** picked off two passes in the contest, earning SEC Defensive Player of the Week accolades. It was the fifth-straight contest between South Carolina and Tennessee that was decided by three points or less.

BEATING A RANKED OPPONENT: The Gamecocks knocked off No. 18 Tennessee last Saturday by a 24-21 count. It snapped a seven-game losing streak against ranked opponents, as Carolina's last win over a ranked team was a 38-35 win over No. 6 Georgia on September 13, 2014.

CARRYING A HEAVY LOAD: True freshman **Rico Dowdle** set career highs with 27 rushes and 127 yards rushing in the win over Tennessee. It was the most rushes in a game by a Gamecock since Kenny Miles carried 27 times against Wofford in 2012. It was Dowdle's first career 100-yard rushing game.

BACK-TO-BACK: The Gamecocks have won back-to-back games for the first time since winning the 2014 Independence Bowl over Miami

(Fla.), then opening the 2015 season with a win over North Carolina. The last time they put together a three-game winning streak was in September 2014 when they defeated East Carolina, Georgia and Vanderbilt in consecutive weeks.

AND THEN THERE WERE SIX: The Gamecocks are one of only six Division I teams that has held every opponent below 30 points. The others: No. 2 Michigan, No. 4 Washington, No. 6 Ohio State, No. 11 Auburn and No. 15 LSU.

YOUTH WILL BE SERVED: Seventy-eight of the Gamecocks' 115-man roster, or 67.8 percent, are either freshmen or sophomores. Thirteen true freshmen have seen game action this season.

WELCOME TO THE JUNGLE: Carolina has 19 players who have made their first collegiate start in 2016. Of the 19 first-time starters, seven are true freshmen: **Jake Bentley, Rendreous Davis, Chavis Dawkins, Rico Dowdle, Bryan Edwards, Brandon McIlwain, and Keir Thomas.** Here's how that compares nationally:

First-Time Starters	True Freshmen Starters
Illinois.....25	South Carolina7
Bowling Green24	Bowling Green5
Missouri.....24	Maryland5
Colorado State21	Miami (Fla.).....5
UTSA.....21	Texas5
South Carolina19	Eastern Michigan4
Baylor.....19	Florida State.....4
UMass.....19	Illinois.....4
Mississippi State.....19	Missouri.....4
Texas19	Oregon State4
	Virginia4

A CASE FOR THE DEFENSE: The South Carolina defense has been much improved this season compared to last season through eight games:

SC DEFENSE THRU 8 GMS	2015	2016
Points Allowed	219	170
Points Allowed Per Game	27.4	21.2
Average Yards Per Rush Allowed	5.4	4.8
Average Rushing Yards/Game	215.2	201.8
Average Passing Yards/Game	215.2	180.8
Total Offense Allowed	3444	3060
Total Plays Against	567	589
Average Yards Per Play Allowed	6.1	5.2
Average Yards Per Game Allowed	430.5	382.5
Third Down Percentage Against	42.2	39.8
Turnovers Forced	12	17

CLOSING IN: **Elliott Fry** has scored 329 career points, **one shy of the school record of 330**, held by Collin Mackie (1987-90). Fry is in 16th place on the SEC list of career points scored, 11 behind Florida's Caleb Sturgis. Fry needs four more field goals to move into the SEC's career top-10 for field goals made. He has 61 career field goals. Tenth is Alabama's Michael Proctor with 65.

2016 Polls

Associated Press

1.	Alabama (60)	8-0	1524
2.	Michigan (1)	8-0	1435
3.	Clemson	8-0	1401
4.	Washington	8-0	1369
5.	Louisville	7-1	1262
6.	Ohio State	7-1	1207
7.	Texas A&M	7-1	1150
8.	Wisconsin	6-2	1122
9.	Nebraska	7-1	951
10.	Florida	6-1	929
11.	Auburn	6-2	927
12.	Oklahoma	6-2	835
13.	Baylor	6-1	693
14.	West Virginia	6-1	620
15.	LSU	5-2	586
16.	Utah	7-2	506
17.	Western Michigan	8-0	481
18.	North Carolina	6-2	423
19.	Florida State	5-3	409
20.	Penn State	6-2	390
21.	Colorado	6-2	375
22.	Oklahoma State	6-2	355
23.	Virginia Tech	6-2	345
24.	Boise State	7-1	203
25.	Washington State	6-2	139

Coaches

1.	Alabama (63)	8-0	1599
2.	Michigan	8-0	1492
3.	Clemson (1)	8-0	1488
4.	Washington	8-0	1434
5.	Louisville	7-1	1322
6.	Ohio State	7-1	1269
7.	Texas A&M	7-1	1207
8.	Wisconsin	6-2	1147
9.	Florida	6-1	1039
10.	Nebraska	7-1	963
11.	Oklahoma	6-2	907
12.	Auburn	6-2	896
13.	Baylor	6-1	810
14.	LSU	5-2	652
15.	West Virginia	6-1	642
16.	Utah	7-2	523
17.	North Carolina	6-2	500
18.	Western Michigan	8-0	448
19.	Florida State	5-3	432
20.	Colorado	6-2	394
21.	Virginia Tech	6-2	335
22.	Oklahoma State	6-2	298
23.	Penn State	6-2	296
24.	Boise State	7-1	266
25.	Washington State	6-2	146

THE FRIENDLY CONFINES: This is the fifth and final game of a five-game homestand for the Gamecocks. Carolina opened the season with three road games in their first four contests, including three SEC road contests, all at night. The Gamecocks are 27-9 in their last 36 home games (.750) and 43-12 (.782) in their last 55 home games, including a school-record 18-game home winning streak. The school's previous longest home winning streak was 15 games, set from 1978-80.

PUT ME IN COACH: The Gamecocks have had eight players start every game this season, four on offense - **Zack Bailey, Cory Helms, Hayden Hurst, and Mason Zandi**; and four on defense - **Darius English, Chris Lammons, Marquavius Lewis and Taylor Stallworth**.

WALK THIS WAY: The following regular contributors began their Carolina careers as walk-ons: **Jacob August, Matrick Belton, Javon Charleston, Elliott Fry, Hayden Hurst, Sean Kelly, Steven Montac, Perry Orth, Darius Paulk, Rod Talley and Drew Williams**.

QUARTERBACK ROULETTE: The Gamecocks have used three starting quarterbacks for the second-straight year. Senior **Perry Orth** came into the season as the only experienced signal-caller, while **Brandon McIlwain**, a true freshman, enrolled in January and went through spring drills. Orth made the start in each of the first two contests before giving way to McIlwain for the next three. Orth returned to the starting role against Georgia. True freshman **Jake Bentley**, who arrived in the summer, has been the starter in each of the last two games, his first career appearances.

Player	2016	
	C-A-I-Yds-TD	C-A-I-Yds-TD
Perry Orth	57-90-2-661-0	201-354-11-2595-12
B. McIlwain	56-106-1-567-2	56-106-1-567-2
Jake Bentley	32-46-0-368-4	32-46-0-368-4

SEVEN WINS BY FIVE DIFFERENT QB'S: The Gamecocks have won seven games over the past two seasons, with five different starting quarterbacks accounting for the wins. **Perry Orth** and **Jake Bentley** have each won twice as the starting QB, while **Connor Mitch, Lorenzo Nuñez** and **Brandon McIlwain** each have one win.

TURNING THE KEYS OVER TO BENTLEY: True freshman **Jake Bentley** made his debut in the win over UMass. He completed 17-of-26 passes for 201 yards with two touchdowns. He became the third true freshman quarterback to start for the Gamecocks in the past two seasons, joining **Lorenzo Nuñez** and **Brandon McIlwain**. He made his second start against Tennessee last week and earned his second win after completing 15-of-20 passes for 167 yards and two scores. Bentley, who passed on his senior year of high school to enroll at South Carolina, is actually about six months older than fellow true freshman McIlwain. Bentley will turn 19 on November 23, while McIlwain will not turn 19 until May 31.

FEELS LIKE THE FIRST TIME: When he got the call against UMass in week 7, **Jake Bentley** became just the fifth true freshman to start at quarterback for the Gamecocks since joining the SEC. **Steve Taneyhill** (1992), **Mikal Goodman** (1999), **Lorenzo Nuñez** (2015) and **Brandon McIlwain** (2016) were the others. Here's how they each did in their first career start:

Quarterback	Opp.	W/L	C	A	I	Yds	TD
S. Taneyhill	Miss State	W	7	14	1	183	2
M. Goodman	Ole Miss	L	8	15	0	147	0
L. Nuñez	UCF	W	12	22	0	184	2
B. McIlwain	ECU	W	16	28	0	195	0
J. Bentley	UMass	W	17	26	0	201	2

FAMILY AFFAIR: **Jake Bentley** comes from a football family. His father, Bobby, is the Gamecocks' running backs coach and previously was a highly-successful high school coach at Byrnes (S.C.) High and at Presbyterian College. Jake's brothers, Chas Dodd (Rutgers) and Schuler Bentley (Old Dominion), both have started at quarterback in college.

BENTLEY PROVIDES A SPARK: Since inserting freshman **Jake Bentley** into the starting lineup, the Gamecock offense has begun to click:

SC OFFENSE	GM 1-6	GM 7-8
Points per Game	14.0	29.0
Rushing Yards per Game	92.3	176.0
Passing Yards per Game	212.2	184.0
Total Yards per Game	304.5	360.0

FEELING THE ORTHQUAKE: Senior signal-caller **Perry Orth** was the Carolina starting QB when the season began and came up with his second career win in the season-opener at Vanderbilt. After a shaky start, the veteran got things going in the second half, rallying the Gamecocks with 13 points after being blanked through the first 30 minutes. He finished the night 11-for-19 for 152 yards, hitting 6-of-7 passes in the fourth quarter. That performance earned him the start at Mississippi State. He played the entire first half and completed 9-of-17 passes for 83 yards with a pick. After sitting out the next 13 quarters, Orth returned in the fourth quarter against Texas A&M and provided a spark, hitting 11-of-18 passes for 138 yards, earning the start against Georgia. He was 26-for-36 for 288 yards, all season highs, against the Bulldogs. He is 2-9 in his 11 career starts.

MAC ATTACK: True freshman quarterback **Brandon McIlwain** has appeared in seven games, starting three contests. For the season, he is 56-for-107 (52.3 pct.) for 567 yards with two touchdowns and one interception. He is 1-2 as a starter, completing 40-of-73 (54.8 pct.) for 406 yards and two scores with one pick.

CATCH ME IF YOU CAN: Carolina's wide receivers had limited experience entering the season, combining for just 28 catches and 356 yards, and were plagued by injuries early in 2016. The squad's top three wideouts, **Deebo Samuel, Bryan Edwards** and **Randreous Davis**, all missed time with hamstring injuries. 59 of the Game-

Career Start Chart

Player	'12	'13	'14	'15	'16	All
Alan Knott	-	RS	8	9	7	24
Skai Moore	-	4	9	11	0	24
T.J. Holloman	RS	3	4	9	7	23
Marquavius Lewis	-	JC	JC	12	8	20
Chris Lammons	-	-	7	4	8	19
Mason Zandi	RS	1	0	10	8	19
Jonathan Walton	-	0	6	6	5	17
Darius English	RS	1	6	0	8	15
Jordan Diggs	RS	1	2	10	1	14
Zack Bailey	-	-	-	5	8	13
Chris Moody	RS	0	7	0	6	13
Taylor Stallworth	-	-	0	5	8	13
Chaz Elder	RS	6	3	1	2	12
Perry Orth	JC	RS	0	8	3	11
B. Allen-Williams	-	-	2	1	6	9
Hayden Hurst	-	-	-	1	8	9
D.J. Smith	-	-	1	1	7	9
Cory Helms	-	WF	WF	RS	8	8
Deebo Samuel	-	-	RS	3	5	8
Bryan Edwards	-	-	-	-	7	7
Jamarcus King	-	-	JC	JC	6	6
David Williams	-	RS	0	4	2	6
Matrick Belton	FCS	FCS	RS	5	0	5
K.C. Crosby	-	-	-	RS	5	5
Terry Googer	-	-	RS	2	3	5
Jacob August	-	-	RS	3	1	4
Ulric Jones	-	JC	JC	RS	4	4
Dante Sawyer	-	-	JC	4	0	4
A.J. Turner	-	-	-	RS	4	4
Malik Young	-	-	RS	0	4	4
Rashad Fenton	-	-	-	0	3	3
Brandon McIlwain	-	-	-	-	3	3
D.J. Park	-	RS	0	0	3	3
Boosie Whitlow	-	-	-	3	0	3
Antoine Wilder	-	-	-	RS	3	3
Jake Bentley	-	-	-	-	2	2
Larenz Bryant	-	0	0	1	1	2
Blake Camper	-	-	-	1	1	2
Rico Dowdle	-	-	-	-	2	2
Kelsey Griffin	-	0	0	0	2	2
Lorenzo Nuñez	-	-	-	2	0	2
Keir Thomas	-	-	-	-	2	2
Randrecous Davis	-	-	-	-	1	1
Chavis Dawkins	-	-	-	-	1	1
Kyle Markway	-	-	-	1	0	1
Steven Montac	-	-	-	JC	1	1
Jamari Smith	-	0	RS	0	1	1
Donell Stanley	-	-	RS	0	1	1

2016 Carolina Rankings

Category	Avg.	SEC	NCAA
Scoring Offense	17.8	14	128
Rushing Offense	113.3	14	118
Passing Offense	205.1	9	89
Passing Efficiency	121.90	12	94
Total Offense	318.4	13	123
Scoring Defense	21.2	6	25
Rushing Defense	201.8	10	93
Passing Defense	180.8	2	16
Pass Eff. Defense	107.10	2	11
Total Defense	382.5	6	48
Kickoff Returns	27.0	3	10
Punt Returns	4.4	11	102
Net Punting	38.7	8	41
Turnover Margin	0.75	1	20
Sacks	1.75	12	92
Tackles for Loss	5.9	7	69
Sacks Allowed	3.0	14	112

cocks' 147 pass receptions have been by freshmen (40.1 pct.), tops in the SEC, and 38 of 69 catches by the wide receiving corps have been by freshmen (55.1 pct.).

CAROLINA WIDE RECEIVERS:

Player	2016		Career
	Rec-Yards-TD	Rec-Yards-TD	
Deebo Samuel	24-345-0	36-506-1	
Bryan Edwards	27-341-2	27-341-2	
Terry Googer	7-66-0	12-140-0	
Matrick Belton	0-0-0	11-121-0	
Chavis Dawkins	7-35-0	7-35-0	
Randrecous Davis	3-45-0	3-45-0	
Javon Charleston	1-12-0	1-12-0	

SAMUEL IS KING: Deebo Samuel has finally gotten healthy, and so has the Gamecock offense. After a hamstring injury contributed to him catching just four passes for 66 yards in the season's first five games, Samuel has hauled in 20 passes for 279 yards in the last three contests. He has logged back-to-back eight-catch games.

WELCOME ABOARD: Bryan Edwards became the sixth true freshman to start in the season opener for Carolina since 2009. He joined Stephon Gilmore (2009), Marcus Lattimore (2010), Jadeveon Clowney (2011), Bryson Allen-Williams (2014) and Al Harris Jr. (2014).

AND NOW WE KNOW WHY: True freshman Bryan Edwards showed why he earned the starting nod in his first collegiate game. The 6-3, 210-pounder from Conway, S.C., hauled in eight passes for 101 yards in the win over Vanderbilt. He was the only freshman receiver in the country to log a 100-yard game in the season's first week. It was just the eighth 100-yard receiving game in a season opener in Gamecock history and he is the only true freshman on the list. He ranks ninth in the nation among freshmen in receiving yards (48.7) and eighth in receptions (3.9) per game.

AMONG THE GREATS: Here's how Bryan Edwards stacks up against other recent great Carolina receivers in their true freshman campaigns:

Name	Year	Gms	Rec	Yds	Avg.	TD
Alshon Jeffery	2009	13	46	763	16.6	6
Robert Brooks	1988	12	34	508	14.9	4
Bryan Edwards	2016	7	27	341	12.6	2
Kenny McKinley	2005	12	25	291	11.6	1
Ace Sanders	2010	14	25	316	12.6	2
Troy Williamson	2002	11	17	491	28.9	4
Bruce Ellington	2011	13	17	211	12.4	1
Pharoh Cooper	2013	11	3	54	18.0	1
Sterling Sharpe	1983	-	1	5	5.0	0
Zola Davis	1994	-	-	-	-	-
Jermale Kelly	1996	-	-	-	-	-
Sidney Rice	2004	-	-	-	-	-

IN THE HURST WAY: Tight end Hayden Hurst, a 6-5, 250-pound former professional baseball player, has been a consistent go-to guy this season. The 23-year-old sophomore leads the team with 32 catches for 406 yards, with at least five receptions in four games and at least 80 yards in three contests. His best marks are an eight-catch performance at Mississippi State and a 90-yard effort against Texas A&M. He is tied for ninth in

the SEC with 4.0 receptions per game. Hurst also served as the Gamecocks' punt returner against Georgia, becoming the biggest punt returner in Division I football this season.

HISTORY IN THE MAKING: Tight end Hayden Hurst is on pace to become the first non-wide receiver to lead the Gamecocks in receptions since Ryan Brewer logged 28 in 2002, and could become the first tight end to lead the team in receptions since Chris Corley had 24 in 1982. The single-season program records for tight end receptions and receiving yards are held by Jared Cook, who logged 37 catches for 573 yards in 2008. Hurst is already the first Carolina tight end with 30 or more catches since Weslye Saunders had 32 in 2009.

THE QB'S ARE TIGHT WITH THEM: The tight end trio of Hayden Hurst, K.C. Crosby and Jacob August has become a big part of the offense. In addition to Hurst's team-leading 32 catches for 406 yards, Crosby is fourth on the team with 17 receptions for 170 yards and leads the team with three touchdown receptions, and August has added five catches for 52 yards.

CAROLINA TIGHT ENDS:

Player	2016		Career
	Rec-Yards-TD	Rec-Yards-TD	
Hayden Hurst	32-406-0	40-512-0	
K.C. Crosby	17-170-3	17-170-3	
Jacob August	5-52-0	9-90-1	
Kiel Pollard	1-18-0	1-18-0	

LEAVE IT TO THE COMMITTEE: The Gamecocks have three running backs in the rotation. Redshirt freshman A.J. Turner has taken the bulk of the carries, but David Williams has more than twice as many career rushes. True freshman Rico Dowdle has come on strongly after missing the first four games with a sports hernia. In the last two games, Dowdle has carried 43 times for 214 yards, including career highs of 27 carries for 127 yards against Tennessee. 724 of the Gamecocks' 906 rushing yards have been by freshmen (79.9 pct.), most in the SEC. Here's the South Carolina running back numbers:

Player	2016		Career
	Rush-Yards-TD	Rush-Yards-TD	
David Williams	41-186-2	172-741-4	
A.J. Turner	75-328-2	75-328-2	
Rico Dowdle	59-291-3	59-291-3	
Rod Talley	1-2-0	3-13-0	
Darius Paulk	0-0-0	2-3-0	

TURNUP: Redshirt freshman A.J. Turner earned the starting nod at running back during fall camp. The 5-10, 195-pounder got off to a strong start, carrying 13 times for 70 yards at Vanderbilt in the season opener. He had his best game against Texas A&M, rushing 10 times for 113 yards, including a 75-yard TD run on the first play from scrimmage. He is the Gamecocks' top rusher with 75 carries for 328 yards and two touchdowns, and has added 15 catches for 104 yards and a score. Turner, who also averages 25.5 yards per kickoff return, ranks eighth in the nation among freshmen with 92.3 all-purpose yards per game.

Game Trends

	Will Muschamp	2016
Overall	32-25	4-4
Home	21-10	3-2
Road	9-11	1-2
Neutral	2-4	0-0
August	1-0	0-0
September	14-4	2-2
October	7-11	2-2
November	9-9	0-0
December	0-0	0-0
January	1-1	0-0
Leading after 1st Quarter	15-7	2-0
Tied after 1st Quarter	9-4	1-2
Trailing after 1st Quarter	8-14	1-2
Leading at Halftime	25-5	3-1
Tied at Halftime	1-2	0-1
Trailing at Halftime	6-18	1-2
Leading after 3rd Quarter	26-3	3-0
Tied after 3rd Quarter	1-1	0-1
Trailing after 3rd Quarter	5-21	1-3
When Scoring First	20-8	3-1
When Opponent Scores First	12-17	1-3
Largest Halftime Lead	30	13
Largest Halftime Deficit	24	24
Largest Come From Behind Win	15	10
Score 20 or more Points	28-7	3-0
Score 30 or more Points	18-0	1-0
Opponents Score 20 or less	25-5	2-0
Games Decided by 3 or less	3-3	2-0
Games Decided by 10 or less	13-12	4-1
Rush for 100 Yards or more	31-14	4-1
Rush for 150 Yards or more	23-4	2-1
Pass for 200 Yards or more	21-17	1-3
Pass for 300 Yards or more	3-1	0-0
Total 400 Yards or more	15-1	0-0
Opp. Rush less than 100 yards	18-5	0-0
Opp. Pass less than 200 yards	17-16	2-3
Opp. Total less than 300 yards	18-8	2-0
Commit More Turnovers	5-17	1-2
Commit Fewer Turnovers	21-6	3-1
Commit Equal Turnovers	6-2	0-1
Lead in Time of Possession	23-10	2-2
Trail in Time of Possession	9-15	2-2

HE'S NOT YOUR UNCLE RICO: After undergoing surgery for a sports hernia in the offseason, true freshman **Rico Dowdle** made his first appearance for the Garnet & Black against Texas A&M. The 5-11, 211-pounder from Asheville, N.C. who now dons No. 23, has been impressive in his four contests, carrying 59 times for 291 yards and three touchdowns, a 4.9-yard average.

WHERE HAVE ALL THE SENIORS GONE: The Gamecocks list just four seniors on the offensive side of the ball in **Matrick Belton**, **Perry Orth**, **Darius Paulk** and **Mason Zandi**. All four are redshirt seniors. Zandi is the only one of the four to begin his collegiate career at South Carolina and the only one who came to Columbia as a scholarship player. Only Minnesota (3), Old Dominion (4), Florida (4) and Troy (4) have as few seniors on offense as do the Gamecocks.

ZANDI STANDS ALONE: Redshirt senior **Mason Zandi** is the only senior on the offensive side of the ball on the 2016 roster that came to South Carolina as a scholarship player. Zandi, a 6-9, 315-pound local product from Chapin, S.C. was named preseason third-team All-SEC by the league's coaches. Mason's father, Ali, is a native of Iran who fled his home country during its 1970s revolution.

IT'S A WONDERFUL LIFE: **Zack Bailey** was the only Gamecock named to the 2015 SEC All-Freshman team, as selected by the league's 14 coaches. The 6-6, 315-pound true freshman from Summerville, S.C., played in all 12 games in 2015, making five starts, with three at center and two at left guard. He has started each game this season at left guard and consistently grades out as the offensive line's top performer.

KNOTT YOUR STARTING CENTER: Junior **Alan Knott**, a preseason Rimington Award candidate, has made 24 career starts, most among the active players on the squad. **Skai Moore** also has made 24 starts, but he is taking a redshirt this year while rehabbing an injury.

WE MAY NEVER PASS THIS WAY AGAIN: The Gamecocks rank second in the SEC and 16th in the country in pass defense, allowing just 180.8 yards per game through the air. The squad is tied for second in the league with 10 interceptions.

RED ZONE DEFENSE: The Gamecocks rank fourth in the SEC and 12th in the nation in red zone defense, allowing points just 71.0 percent of the time. In 31 opportunities, the Carolina defense has allowed just 16 touchdowns and six field goals, while forcing a league-high five turnovers in the red zone.

EVERY GAME QUA: Defensive lineman **Marquavius Lewis** has started all 20 games since his arrival in Columbia. He owns the longest current consecutive streak of starts on the squad.

TAKING ENGLISH LESSONS: Senior defensive end **Darius English** is putting together his finest campaign. The 6-6, 245-pounder from Powder Springs, Ga., leads the Gamecocks with 6.5 of the squad's 14 sacks, including a career-best 3.0 sacks against Kentucky. That was the most sacks by a Gamecock player since Jadeveon Clowney finished with 4.5 at Clemson on Nov. 24, 2012. English is tied for fourth in the SEC in sacks. He needs 2.5 more sacks to move into a six-way tie for fifth in school history with 9.0 sacks in a season and into a tie for ninth with 15.0 sacks in a career.

GETTING IN THE SACK: The Gamecocks have 14 sacks, producing a season-high four sacks against both East Carolina and Kentucky.

SACKS	2016	CAREER
Darius English	6.5	12.5
Skai Moore	0.0	3.5
Dante Sawyer	1.0	3.5
Marquavius Lewis	0.0	3.0
Kelsey Griffin	0.0	3.0
Jordan Diggs	0.0	2.0
T.J. Holloman	0.0	2.0
Jonathan Walton	1.0	2.0
Bryson Allen-Williams	1.0	1.5
Larenz Bryant	0.0	1.0
Chris Lammons	1.0	1.0
Taylor Stallworth	1.0	1.0
Keir Thomas	1.0	1.0
Boosie Whitlow	0.0	1.0
D.J. Wonnum	1.0	1.0
Rashad Fenton	0.5	0.5

PICK THIS: Carolina has picked off 10 passes, tying for second in the SEC. **Chris Lammons** and **Jamarcus King** are tied for fifth in the league with three each. King had two picks vs. Tennessee, earning Defensive Player of the Week accolades.

INTERCEPTIONS	2016	Career
Skai Moore	0	11
T.J. Holloman	2	7
Chris Lammons	3	4
Jamarcus King	3	3
Bryson Allen-Williams	0	1
Jordan Diggs	0	1
Chris Moody	0	1
D.J. Smith	1	1
Jonathan Walton	0	1
Chaz Elder	0	1
Antoine Wilder	1	1

THE SKAI TURNED RED(SHIRT): **Skai Moore** will take a redshirt and miss the 2016 season following offseason surgery to address a herniated disk in his neck. The 6-2, 220-pounder from Cooper City, Fla., was the Gamecocks' leading tackler in 2015 with 111 stops, tying for third in the SEC with 9.2 tackles per game. He also led the team with 6.5 tackles for loss and with four pass interceptions, tying for fourth in the SEC. Moore became the first Gamecock to reach the century mark in tackles since 2006, while his 111 tackles was the second-highest total recorded by a Carolina player in the last 25 years. He led the team in tackles for a third-consecutive season, becoming the first player to do so since 1992-94. In addition, Moore has 11 career picks, tying for third on the all-time list.

Watch Lists

ELLIOTT FRY

Second-Team All-SEC (Coaches)
Third-team All-SEC (Media)
Lou Groza Watch List
Wuerffel Watch List

T.J. HOLLOMAN

Butkus Award Watch List

HAYDEN HURST

Mackey Award Midseason Watch List

SEAN KELLY

Ray Guy Award Watch List

ALAN KNOTT

Rimington Trophy Watch List

A.J. TURNER

Dante Hall Watch List

DAVID WILLIAMS

Doak Walker Award Watch List

MASON ZANDI

Third-Team All-SEC (Coaches)

Pronunciation Guide

Rivers Bedenbaugh BEE-den-baugh
Matrick Belton MAT-trick
Shameik Blackshear shuh-MEEK
Larenz Bryant luh-RENZ
Randreous Davis ran-DREE-cuss
Chavis Dawkins Rhymes with HAVE-iss
Trey Derouen duh-ROO-un
Rico Dowdle DOW-dull
Daniel Fennell fuh-NELL
Terry Googer GOO-jer
Ulric Jones YUR-ick
Abu Lamin ah-BOO la-MEEN
Chris Lammons luh-MONZ
Pika Leota PEEK-uh
Marquavius Lewis mar-QUAY-vee-us
Lorenzo Nuñez noon-YEZ
Christian Pellation PELL-age
Kiel Pollard keel
Michael Scarnecchia scar-NECK-ee-ah
Donell Stanley don-ELL
Keir Thomas KEER
Jerad Washington JEHR-id
Boosie Whitlow BOO-see
Malik Young muh-LEEK

THE FRISCO KID: Senior **Elliott Fry** is 8-for-11 in field goal attempts this season. He has connected on a school record 140 consecutive extra points and has hit 74.4 percent (61-of-82) of his career field goal attempts. That average jumps to 80.6 percent (58-of-72) when attempting from under 50 yards out. He holds the school's career records for extra points made (146) and attempted (147) and is second in points scored with 329, behind only Collin Mackie (330).

FRY BURNS THE 'DORES: **Elliott Fry** connected on a 48-yard field goal in the third quarter, then hit on a career-long 55-yard field goal in the final minute to provide the margin of victory in the season opening win at Vanderbilt and earn him SEC Special Teams Player of the Week honors. It tied for the second-longest field goal in Gamecock history.

FRY FEATS:

◆ When **Elliott Fry** booted the game-winner at Vanderbilt in the season opener, he became the first SEC kicker to make a field goal of 55+ yds with less than one minute to play in 4th quarter (or in OT) in the last 10 years.

◆ **Elliott Fry's** 55-yard field goal matches Hawaii's Rigoberto Sanchez for the second-longest field goal made in FBS football this season.

GIVING IT THE BOOT: Here are the top-10 longest field goals in South Carolina history:

1.	58	Mark Fleetwood	Georgia	09/25/82
2.	55	Ryan Succop	Vanderbilt	10/21/06
	55	Elliott Fry	Vanderbilt	09/01/16
4.	54	Scott Hagler	Clemson	11/23/85
	54	Ryan Succop	Arkansas	11/08/08
6.	53	Mark Fleetwood	NC State	10/29/83
7.	52	Tommy Bell	NC State	09/25/71
	52	Scott Hagler	NC State	11/02/85
	52	Collin Mackie	East Carolina	09/17/88
	52	Elliott Fry	UCF	09/26/15

KICKIN' IT WITH KELLY: Senior punter **Sean Kelly** has been busy this season, punting 51 times, tying for eighth in the nation. He is averaging 41.6 yards with 22 inside the 20, eight over 50 yards and a long of 66 yards.

Media Services

Weekly Press Conference:

Head Coach Will Muschamp conducts his weekly press conference at 1 pm ET on Tuesdays in the Media Interview Room, located underneath the west stands of Williams-Brice Stadium. Media members attending the press conference should enter the stadium through Gate 20 near the press elevator on the west side of the stadium off Bluff Road. Cross the concourse and walk down the Hall of Captains to the Media Interview Room. The press conference will be streamed live on the official website of South Carolina Athletics, www.gamecocksonline.com. The University of South Carolina media relations office will make Coach Muschamp's weekly press conference available for the media via an FTP site. For more information, contact Director of Digital Media Operations Matt Freed at mfreed@mailbox.sc.edu.

Muschamp Sunday Teleconference:

Head coach Will Muschamp will participate in a weekly teleconference on Sundays at 7 pm. ET, beginning Sept. 4. To participate, media members can call 1-800-793-6775. Contact Assistant Athletics Director/Media Relations Steve Fink for the passcode.

SEC Teleconference:

The Southeastern Conference will host a weekly press teleconference each Wednesday from Aug. 31 through Nov. 23. The teleconference, open to the media, will feature the head coach from each team every week. Coach Muschamp's schedule time is 1 pm ET. Contact the SEC Media Relations office at for the number and passcode.

Carolina Calls:

Head coach Will Muschamp and play-by-play voice Todd Ellis host the weekly Carolina Calls radio show from Wild Wing Cafe in the Vista on Thursday nights from 7-8 p.m. ET. Carolina Calls can be heard on the flagship station of Carolina Athletics, 107.5 The Game.

PLANNING AHEAD:

Here is a look at the 2017 South Carolina Gamecocks football schedule:

September 2	vs NC State (Charlotte)
September 9	at Missouri*
September 16	KENTUCKY*
September 23	LOUISIANA TECH
September 30	at Texas A&M*
October 7	ARKANSAS*
October 14	at Tennessee*
October 21	Open Date
October 28	VANDERBILT*
November 4	at Georgia*
November 11	FLORIDA*
November 18	WOFFORD
November 25	CLEMSON

*-SEC game

Tracking the 2016 Opponents

Opponent (Date vs. SC)	2016	Last Game	Next Game
Vanderbilt (9/1)	4-4	W, 35-17 vs Tennessee State	at Auburn (11/5)
Mississippi State (9/10)	3-5	W, 56-41 vs Samford	vs Texas A&M (11/5)
East Carolina (9/17)	3-5	W, 41-3 vs Connecticut	at Tulsa (11/5)
Kentucky (9/24)	5-3	W, 35-21 at Missouri	vs Georgia (11/5)
Texas A&M (10/1)	7-1	W, 52-10 vs New Mexico St.	at Mississippi State (11/5)
Georgia (10/8)	4-4	L, 24-10 vs Florida	at Kentucky (11/5)
UMass (10/22)	2-7	W, 34-10 vs Wagner	at Troy (11/5)
Tennessee (10/29)	5-3	L, 24-21 at South Carolina	vs Tennessee Tech (11/5)
Missouri (11/5)	2-6	L, 35-21 vs Kentucky	at South Carolina (11/5)
Florida (11/12)	6-1	W, 24-10 vs Georgia	at Arkansas (11/5)
Western Carolina (11/19)	1-7	L, 38-25 vs Chattanooga	vs VMI (11/5)
Clemson (11/26)	8-0	W, 37-34 at Florida State	vs Syracuse (11/5)
Opp. Overall Record	50-46 (.521)		

TOTING THE SHEEPSKIN: The Gamecocks have five players who have already earned their undergraduate degree. Included in the list are **Jordan Diggs, Chaz Elder, Abu Lamin, Chris Moody** and **Mason Zandi**.

IN THE CLASSROOM: The Gamecocks placed 28 players on the 2015 SEC Fall Academic Honor Roll. Among those who made the SEC Honor Roll include returnees **Rivers Bedenbaugh, Jordan Diggs, Jalen Dread, Elliott Fry, Kelsey Griffin, Terry Googer, Shannon James, Chris Lammons, Nick McGriff, Perry Orth, Jasper Sasser, Michael Scarnecchia, Demetrius Smalls, D.J. Smith, Donell Stanley** and **Rod Talley**.

O' CAPTAIN, MY CAPTAIN: The Gamecocks will select game captains each week before naming permanent team captains for the season.

- VANDY:** Cory Helms, T.J. Holloman, Perry Orth, Taylor Stallworth
- MISS STATE:** Hayden Hurst, Marquavius Lewis, Jonathan Walton, Mason Zandi
- ECU:** Darius English, T.J. Holloman, Hayden Hurst, Sean Kelly
- KENTUCKY:** Zack Bailey, Cory Helms, Chris Lammons, Jamari Smith
- TEXAS A&M:** Bryson Allen-Williams, Zack Bailey, Darius English, Marquavius Lewis
- GEORGIA:** Bryson Allen-Williams, Darius English, Cory Helms, D.J. Smith
- UMASS:** Zack Bailey, Darius English, Hayden Hurst, Chris Moody
- TENNESSEE:** Bryson Allen-Williams, Cory Helms, Deebo Samuel, Taylor Stallworth

WORKING OVERTIME: The Gamecocks are 2-3 all-time in games decided in overtime. They won their first overtime game at Missouri, 27-24, in two overtimes on Oct. 26, 2013 in Columbia, Mo., and won in "The Swamp" over Florida by a 23-20 count in 2014. All three overtime losses have come against Tennessee by a field goal: a 23-20 setback on Sept. 27, 2003 in Knoxville, and a 27-24 loss in Knoxville on Oct. 27, 2007 and a 45-42 loss in Columbia on Nov. 1, 2014.

UP NEXT: Will Muschamp makes his return to Gainesville when the South Carolina Gamecocks wrap up the SEC portion of their 2016 slate by taking on the Florida Gators next Saturday in another Eastern Division matchup. The Gators lead the all-time series by a 25-8-3 count, including a 13-2 advantage in games played in "The Swamp." Florida won last year's meeting by a 24-14 score, but the Gamecocks have won four of the last six meetings.

Carolina Football Radio Affiliates					
Abbeville	WZLA-FM	92.9	Greenville	WROO-FM	104.9
Aiken/Edgefield	WKSX-FM	92.7	Hilton Head	WVSC-FM	99.1
Allendale	WDOG-FM	93.5	Hilton Head	WVSC-FM	106.5
Camden	WPUB-FM	102.7	Lake City	WHYM-AM	1260
Camden	WCAM-AM	1590	Myrtle Beach	WSYN-FM	103.1
Charleston	WWIK-FM	98.9	Newberry	WKDK-AM	1240
Chesterfield	WVSZ-FM	107.3	Rock Hill	WRHM-FM	107.1
Columbia	WNKT-FM	107.5	Rock Hill	WVSZ-FM	107.3
Florence	WFRK-FM	93.5	Seneca	WSNW-AM	1150
Florence	WHYM-AM	1260	Seneca	WSNW-FM	94.1
Gaffney	WZZQ-AM	1500	Sumter	WIBZ-FM	95.5
Gaffney	WZZQ-FM	104.3	Union	WBCU-AM	1460

Gamecocks In The NFL			
Name	Team	Position	Lettered
Jerell Adams	New York Giants	Tight End	2012-15
Antonio Allen	New York Jets	Safety	2009-11
Rory Anderson^	Chicago Bears	Tight End	2011-14
Damiere Byrd^	Carolina Panthers	Wide Receiver	2011-14
A.J. Cann	Jacksonville Jaguars	Offensive Guard	2011-14
Jadeveon Clowney	Houston Texans	Defensive End	2011-13
Jared Cook	Green Bay Packers	Tight End	2006-08
Pharoh Cooper	Los Angeles Rams	Wide Receiver	2013-15
Chris Culliver*	Miami Dolphins	Defensive Back	2007-10
Mike Davis	San Francisco 49ers	Running Back	2012-14
Patrick DiMarco	Atlanta Falcons	Fullback	2007-10
Bruce Ellington#	San Francisco 49ers	Wide Receiver	2011-13
Stephon Gilmore	Buffalo Bills	Cornerback	2009-11
Melvin Ingram	San Diego Chargers	Linebacker	'07, '09-11
Alshon Jeffery	Chicago Bears	Wide Receiver	2009-11
Isaiah Johnson^	Tampa Bay Buccaneers	Safety	2015
T.J. Johnson	Cincinnati Bengals	Center	2009-12
Johnathan Joseph	Houston Texans	Cornerback	2005
Cliff Matthews	Atlanta Falcons	Defensive End	2007-10
Captain Munneryn	Minnesota Vikings	Cornerback	2006-08
Ronald Patrick^	Washington Redskins	Center/Guard	2011-13
Kelcy Quarles^	Indianapolis Colts	Defensive Tackle	2011-13
Corey Robinson	Detroit Lions	Offensive Tackle	2012-14
Connor Shaw#	Chicago Bears	Quarterback	2010-13
Brandon Shell	New York Jets	Offensive Tackle	2012-15
Darian Stewart	Denver Broncos	Safety	2006-09
Ryan Succop	Tennessee Titans	Placekicker	2005-08
D.J. Swearinger	Arizona Cardinals	Safety	2009-12
Devin Taylor	Detroit Lions	Defensive End	2009-12
Brandon Wilds^	New York Jets	Running Back	'11, '13-15

*-Reserve/Physically Unable To Perform
 #-Injured Reserve
 ^-Practice Squad

Weekly Award Winners	
ELLIOTT FRY	SEC Special Teams Player of the Weekat Vanderbilt (September 1)
JAMARCUS KING	SEC Defensive Player of the Week vs Tennessee (October 29)

Drive Chart Summary

South Carolina										
Opp.	Drives	TD	FG	Missed	Punt	Downs	Fum	INT	Half	3-Out
VU	12	1	2	0	7	0	1	0	1	4
MSU	12	2	0	1	7	0	1	1	0	5
ECU	12	2	2	0	5	1	0	0	2	4
UK	11	1	1	0	8	1	0	0	0	2
A&M	13	1	2	2	5	1	0	1	1	2
UGA	12	2	0	0	5	2	2	1	0	7
UMASS	13	4	0	1	3	1	2	2	0	6
TENN	14	3	1	0	9	0	0	0	1	4
MIZ										
FLA										
WCU										
CLEM										
TOT	99	16	8	4	49	6	6	5	5	34

Opponents										
Opp.	Drives	TD	FG	Missed	Punt	Downs	Fum	INT	Half	3-Out
VU	13	1	1	1	8	1	0	0	1	7
MSU	13	3	2	0	4	2	0	1	1	2
ECU	11	1	3	1	2	0	2	2	0	0
UK	12	2	1	0	5	0	1	1	2	2
A&M	14	3	1	1	5	1	1	1	1	2
UGA	12	3	0	0	6	0	0	1	2	2
UMASS	14	5	0	0	5	1	1	0	2	3
TENN	13	2	0	1	6	1	1	2	0	4
MIZ										
FLA										
WCU										
CLEM										
TOT	102	20	8	4	41	6	6	8	9	22

FRY ON CAROLINA'S CAREER LISTS

POINTS SCORED

- Collin Mackie (1987-90).....330
- Elliott Fry (2013-16).....329

FIELD GOALS MADE

- Collin Mackie (1987-90).....72
- Elliott Fry (2013-16).....61

FIELD GOALS ATTEMPTED

- Collin Mackie (1987-90).....98
- Elliott Fry (2013-16).....82

FIELD GOAL PERCENTAGE

- Spencer Lanning (2007-10).....773
- Elliott Fry (2013-16).....744

PATs MADE

- Elliott Fry (2013-16).....146

PATs ATTEMPTED

- Elliott Fry (2013-16).....147

PAT PERCENTAGE (Min. 40 Made)

- Adam Yates (2008-12).....1.000
- Elliott Fry (2013-16)......993

CONSECUTIVE PATs

- Elliott Fry (2013-16).....140

FRY ON THE SEC'S CAREER LISTS

Most Points Scored

- 412 Blair Walsh, Georgia (184 PATs, 76 FGs, 53 games)..... 2008-11
- 409 Billy Bennett, Georgia (148 PATs, 87 FGs, 50 games) 2000-03
- 407 Marshall Morgan, Georgia (215 PATs, 64 FGs, 51 games)..... 2012-15
- 385 Leigh Tiffin, Alabama (136 PATs, 83 FGs, 46 games) 2006-09
- 371 Jeff Hall, Tennessee (188 PATs, 61 FGs, 46 games) 1995-98
- 369 Colt David, LSU (201 PATs, 54 FGs, 1 TD, 52 games)..... 2005-08
- 368 Jeff Chandler, Florida (167 PATs, 67 FGs 46 games)..... 1997-01
- 363 Wes Byrum, Auburn (183 PATs, 60 FGs, 51 games)..... 2007-10
- 355 Andrew Baggett, Missouri (157 PATs, 66 FG, 52 games)..... 2012-15
- 354 Zach Hocker, Arkansas (171 PATs, 61 FGs, 50 games) 2010-13
- 353 Kevin Butler, Georgia (122 PATs, 77FGs, 44 games) 1981-84
- 345 Philip Doyle, Alabama (105 PATs, 78 FGs, 1 TD, 43 games) ... 1987-90
- 344 Jonathan Nichols, Ole Miss (155 PATs, 63 FGs, 48 games) 2001-04
- 342 Tim Tebow, Florida (57 TDs, 55 games)..... 2006-09
- 340 Caleb Sturgis, Florida (130 PATs, 70 FGs)..... 2008-12
- 16. 329 Elliott Fry, South Carolina (146 PATs, 61 FGs, 46 games) ... 2013-16**
- 326 Michael Proctor, Alabama (131 PATs, 65 FGs, 47 games)..... 1992-95
- 325 James Wilhoit, Tennessee (148 PATs, 59 FGs, 50 games)..... 2003-06
- 318 Kevin Faulk, LSU (53 TDs, 41 games) 1995-98
- 317 John Becksvoort, Tennessee (161 PATs, 52 FGs, 41 games) 1991-94

Field Goal Attempts

- 111 Leigh Tiffin, Alabama (made 83) 2006-09
- 110 Billy Bennett, Georgia (made 87)..... 2000-03
- 105 Philip Doyle, Alabama (made 78) 1987-90
- 103 Blair Walsh, Georgia (made 76) 2008-11
- 98 Kevin Butler, Georgia (made 77) 1981-84
- 95 Fuad Reveiz, Tennessee (made 71) 1981-84
- 91 Michael Proctor, Alabama (made 65)..... 1992-95
- 89 Jeff Hall, Tennessee (made 61) 1995-98
- 88 Van Tiffin, Alabama (made 59) 1983-86
- 88 Caleb Sturgis, Florida (made 70)..... 2008-12

82 Elliott Fry, South Carolina (made 61)..... 2013-16

FRY ON THE SEC'S CAREER LISTS

Field Goals Made

- 87 Billy Bennett, Georgia (110 atts)..... 2000-03
- 83 Leigh Tiffin, Alabama (111 atts) 2006-09
- 78 Philip Doyle, Alabama (105 atts) 1987-90
- 77 Kevin Butler, Georgia (98 atts) 1981-84
- 76 Blair Walsh, Georgia (103 atts) 2008-11
- 71 Fuad Reveiz, Tennessee (95 atts) 1981-84
- 70 Caleb Sturgis, Florida (88 atts)..... 2008-12
- 67 Jeff Chandler, Florida (80 atts)..... 1997-01
- 66 Andrew Baggett, Missouri (90 att)..... 2011-15
- 65 Michael Proctor, Alabama (91 atts) 1992-95

61 Elliott Fry, South Carolina (82 atts)..... 2013-16

PAT Kicks Attempted

- 220 Marshall Morgan, Georgia (made 215) 2012-15
- 204 Colt David, LSU (made 201)..... 2005-08
- 194 Jeff Hall, Tennessee (made 188) 1995-98
- 186 Wes Byrum, Auburn (made 183) 2007-10
- 185 Blair Walsh, Georgia (made 184) 2008-11
- 180 Jeff Chandler, Florida (made 167)..... 1997-01
- 175 Jeremy Shelley, Alabama (made 162) 2009-12
- 173 Zach Hocker, Arkansas (made 171) 2010-13
- 165 Lones Seiber, Kentucky (made 158) 2006-09
- 164 Bart Edmiston, Florida (made 160) 1992-96

147 Elliott Fry, South Carolina (made 146)..... 2013-16

PAT Kicks Made

- 215 Marshall Morgan, Georgia (220 atts) 2012-15
- 201 Colt David, LSU (204 atts)..... 2005-08
- 188 Jeff Hall, Tennessee (194 atts) 1995-98
- 184 Blair Walsh, Georgia (185 atts) 2008-11
- 183 Wes Byrum, Auburn (186 atts) 2007-10
- 172 Jeremy Shelley, Alabama (175 atts)..... 2009-12
- 171 Zach Hocker, Arkansas (173 atts) 2010-13
- 167 Jeff Chandler, Florida (180 atts)..... 1997-01
- 162 John Vaughn, Auburn (163 atts)..... 2003-06
- 161 John Becksvoort, Tennessee (161 atts)..... 1991-94

146 Elliott Fry, South Carolina (147 atts)..... 2013-16

Consecutive PAT Kicks Made

- 161 John Becksvoort, Tennessee 1991-94
- 140 Elliott Fry, South Carolina..... 2013-16**
- 135 Van Tiffin, Alabama..... 1983-86
- 130 Michael Proctor, Alabama..... 1992-95

Current NCAA PAT Streaks

Rk.	School.....	No.	Rk.	School.....	No.
1.	Florida State.....	280	4.	Auburn.....	157
2.	Michigan.....	269	5.	Stanford.....	143
3.	Memphis.....	185	6.	South Carolina.....	140

Weekly Media Availability

SUNDAY	MONDAY	TUESDAY	WEDNESDAY	THURSDAY	FRIDAY	SATURDAY
The team will practice at 5 pm. Head coach Will Muschamp holds a teleconference at 7 pm. No player availability. Tuesday's player requests must be submitted to Steve Fink by 5 pm.	The team is scheduled for an off day. No media availability for coaches or players.	The team will practice at 9 am. Requested and approved players will be available following the practice at Williams-Brice Stadium. Coach Muschamp holds a 1 pm press conference in the Media Room.	The team will practice at 9 am. Coach Muschamp is on the SEC conference call at 1 pm.	The team will practice at 9 am. There is no media availability. Head coach Will Muschamp's weekly radio show is from 7-8 pm ET.	Head coach Will Muschamp, coordinators and selected players are available for network television only on home games.	Head coach Will Muschamp and requested players (excluding freshmen) will be available in Media Interview Room following the game. The Gamecocks' locker room is closed to the media.

The Last Time They Met

GM
5

Missouri 24
South Carolina 10



October 3, 2015
Memorial Stadium
Columbia, Mo.
66,751



COLUMBIA, MO. — Missouri broke open a close contest midway in the third quarter with a 1-yard touchdown run by Ish Witter and shut South Carolina out in the second half on the way to a 24-10 victory on Saturday afternoon at Memorial Stadium. South Carolina drops to 2-3 and 0-3 in SEC play with Missouri now 4-1 and 1-1 in league play.

Gamecock wide receiver Pharoah Cooper caught 9 passes for 102 yards and moved up to 16th on the Gamecocks' all-time career reception list with 97, two shy of Ace Sanders for 15th in school history. It was Cooper's second 100-yard receiving game of the season and sixth of his career. Freshman quarterback Lorenzo Nuñez tallied a career-high with 15 completions and finished 15-for-24 for 172 yards including a touchdown pass. Missouri quarterback Drew Lock was 21-for-28 for 136 passing yards with Witter carrying 17 yards for 98 yards to lead the Tigers.

Both teams forced 3-and-outs to open the game. Missouri would then grab a 7-0 lead on their second possession as Lock led the Tigers down the field in an 11-play 51-yard drive capped by an 8-yard touchdown pass to Nate Brown.

Late in the first quarter South Carolina cut the deficit to 7-3 on a 34-yard field goal by Elliott Fry. The Gamecocks set up the field goal on a great catch down the sideline by Cooper on a 35-yard completion from Nuñez to put the Gamecocks in scoring position.

Missouri would add a field goal early in the second quarter to extend their lead to 10-3 as Andrew Baggett kicked a 21-yard field goal with 13:42 remaining in the second quarter.

South Carolina answered with a 14-play 75-yard drive to tie the game at 10-10 capped by an 8-yard touchdown pass from Nuñez to Shon Carson. Nuñez went 4-for-4 on the drive and sophomore tailback David Williams came up with a key 16-yard run to convert a 4th down. After a targeting penalty on Missouri freshman defensive tackle Terry Beckner Jr. moved the Gamecocks inside the Missouri 10, the Gamecocks would score three plays later as Nuñez's pass was tipped by a Missouri defender into the hands of Carson, who scampered in for the Gamecock score.

Missouri regained the lead on their ensuing drive as Lock and Brown connected again for 9-yard pass as the Tigers went 11 plays, 65 yards in 4:32 to take a 17-10 lead.

Missouri defensive end Walter Brady picked off a Nuñez pass midway in the third quarter to give the Tigers the ball on the Carolina 31-yardline. Seven plays later, the Tigers would score as tailback Ish Witter scored from 1 yard out giving Missouri a 24-10 advantage.



South Carolina	3	7	0	0	10
Missouri	7	10	7	0	24

Scoring Summary

1st	7:16	MU	Brown 8-yard pass from Lock (Baggett kick) (11-51-4:09)	0-7
1st	2:11	SC	Fry 34-yard field goal (5-32-1:25)	3-7
2nd	13:42	MU	Baggett 21-yard field goal (11-72-3:29)	3-10
2nd	9:20	SC	Carson 8-yard pass from Nuñez (Fry kick) (14-75-4:22)	10-10
2nd	4:48	MU	Brown 9-yard pass from Lock (Baggett kick) (11-65-4:32)	10-17
3rd	3:36	MU	Witter 1-yard run (Baggett kick) (7-31-2:41)	10-24

Team Statistics

	SC	MU
First Downs	17	18
Rushing	7	13
Passing	9	5
Penalty	1	0
Net Yards Rushing	112	163
Rushing Attempts	34	42
Net Yards Passing	186	136
Cmp.-Att.-Int.	17-30-3	21-28-0
Total Offense Yards	298	299
Total Offense Plays	64	70
Fumbles: No.-Lost	0-0	1-0
Penalties: No.-Yards	4-35	3-29
Punts-Yards	4-142	5-179
Avg. Yards Per Punt	35.5	35.8
Punt Returns: No.-Yards	0-0	1-10
Kickoff Returns: No.-Yards	1-21	0-0
Interceptions: No.-Yards	0-0	3-23
Possession Time	28:04	31:56
Third Down Conversions	5-13	9-16
Fourth Down Conversions	2-2	1-1
Red Zone Scores-Chances	2-3	4-4
Sacks By: No.-Yards	2-16	4-28
PAT Kicks	1-1	3-3
Field Goals	1-2	1-1

Individual Statistics

RUSHING: **SC:** Nuñez 15-60; Da. Williams 9-40; Orth 2-7; Carson 8-5. **MU:** Witter 17-98; Hansbrough 11-43; Hunt 3-17; Abbingtion 1-9; Lock 7-0; Team 3-(-4).

PASSING: **SC:** Nuñez 15-24-3-172; Orth 2-5-0-14; P. Cooper 0-1-0-0. **MU:** Lock 21-28-0-136.

RECEIVING: **SC:** P. Cooper 9-102; Adams 3-32; Heard 1-15; Markway 1-14; Belton 1-10; Carson 1-8; Da. Williams 1-5. **MU:** Reese 6-47; Brown 6-33; Hansbrough 3-9; More 2-19; Leftwich 2-13; Hilton 1-9; Echard 1-6.

PUNT RETURNS: **SC:** None. **MU:** Hilton 1-10.

KICKOFF RETURNS: **SC:** Carson 1-21. **MU:** None.

INTERCEPTION RETURNS: **SC:** None. **MU:** Brady 1-22; Dennis 1-1; Simon 1-0.

The Last Time They Met in Columbia

GM
5

Missouri 21

#13/15 South Carolina 20



September 27, 2014
Williams-Brice Stadium
Columbia, S.C.
83,493



COLUMBIA, S.C.— No. 13/15 South Carolina fell 21-20 to Missouri Saturday night at Williams-Brice Stadium as the Tigers' tailback Russell Hansbrough scored his third touchdown of the game, a one-yard rush with 1:36 remaining to give Missouri the go-ahead score.

South Carolina opened the game up with the ball, but unable to convert on a fourth-and-one from its own 42, turned the ball over to the Tigers. Missouri quarterback Mary Mauk's second pass on the drive was intercepted on the goal line by sophomore safety Chaz Elder, but an offside penalty on the Gamecocks negated the play. Three plays later, Hansbrough found a hole on the right side, cut outside and found an alley to the end zone for an 18-yard run to give the Tigers a quick 7-0 lead less than three minutes into the game.


With 4:48 on the clock in the first quarter, Missouri's Andrew Baggett lined up for a 48-yard field goal, but the attempt was wide right. Carolina struck on the following play with a 27-yard pass from senior quarterback Dylan Thompson to sophomore wide receiver Pharoh Cooper. A six-yard run from junior tailback Mike Davis and a pass interference call on the Tigers moved the Gamecocks down to the 23-yard line. Unable to convert on a third-and-five from the 18, sophomore kicker Elliott Fry came on and converted a 33-yard field goal to cut Carolina's deficit to 7-3 with just over two minutes remaining in the first quarter.

As the second quarter was winding down, a 42-yard punt from Missouri's Christian Brinser was returned 24 yards by Cooper to the Carolina 41-yard line. Davis took over from there, accounting for 55 yards on four plays, including a 24-yard burst after a short pass from Thompson. That play set up a 17-yard touchdown run, which he cut to the right and bounced to the outside to give the Gamecocks a 10-7 lead with 1:36 remaining before the half.

On the fourth possession of the second half, South Carolina added to its lead with Fry's second field goal of the game, this time from 41 yards out, his fourth this season from 40-plus yards. The attempt was set up by a 47-yard reception from senior wide receiver Nick Jones.

South Carolina extended its lead to 20-7 midway through the fourth quarter as six rushes in seven plays was followed by a 23-yard strike from Thompson to Cooper over the middle. The wideout made a two-handed grab just across the goal line and held on after taking a big hit. The Tigers struck quick though as Mauk covered 67 yards through the air on two plays before Hansbrough capped off a 36-second drive with a one-yard touchdown run to cut the deficit to 20-14 with 6:49 remaining.

Forced to go three-and-out on its next possession, South Carolina punted the ball back to Missouri with 4:40 remaining. Senior punter Tyler Hull's 48-yard punt was returned 22 yards by Marcus Murphy to midfield. The Tigers converted on a fourth-and-one at the Carolina 42-yard line to keep their drive alive. A Gamecock pass interference call, followed by a 22-yard run by Murphy brought the ball down to the South Carolina two-yard line. On fourth down from the one-yard line, Hansbrough scored the go-ahead score.



Missouri	7	0	0	14	21
South Carolina	3	7	3	7	20

Scoring Summary

1st	12:06	MU	Hansbrough 18-yard run (Baggett kick) (4-42-1:04)	0-7
1st	2:07	SC	Fry 33-yard field goal (6-54-2:01)	3-7
2nd	1:36	SC	Davis 17-yard run (Fry kick) (5-59-1:21)	10-7
3rd	6:38	SC	Fry 41-yard field goal (9-47-4:09)	13-7
4th	7:25	SC	P. Cooper 23-yard pass from Thompson (Fry kick) (8-63-4:13)	20-7
4th	6:49	MU	Hansbrough 1-yard run (Baggett kick) (3-68-0:36)	20-14
4th	1:36	MU	Hansbrough 1-yard run (Baggett kick) (9-51-3:04)	20-21

Team Statistics

	MU	SC
First Downs	16	18
Rushing	9	9
Passing	5	7
Penalty	2	2
Net Yards Rushing	148	119
Rushing Attempts	36	42
Net Yards Passing	132	219
Cmp.-Att.-Int.	12-34-0	21-37-0
Total Offense Yards	280	338
Total Offense Plays	70	79
Fumbles: No.-Lost	0-0	0-0
Penalties: No.-Yards	8-74	8-71
Punts-Yards	10-420	9-392
Avg. Yards Per Punt	42.0	43.6
Punt Returns: No.-Yards	3-46	2-33
Kickoff Returns: No.-Yards	1-32	1-33
Interceptions: No.-Yards	0-0	0-0
Possession Time	24:05	35:55
Third Down Conversions	2-16	8-21
Fourth Down Conversions	3-3	0-2
Red Zone Scores-Chances	3-3	3-3
Sacks By: No.-Yards	4-37	2-26
PAT Kicks	3-3	2-2
Field Goals	0-1	2-2

Individual Statistics

RUSHING: MU: Murphy 16-98; Hansbrough 10-43; Mauk 6-9; Witter 1-5; Team 3-(-7). SC: Davis 22-104; Wilds 8-38; P. Cooper 2-7; Byrd 1-1; Thompson 9-(-31).

PASSING: MU: Mauk 12-34-0-132. SC: Thompson 21-37-0-219.

RECEIVING: MU: Sasser 6-86; Murphy 2-12; Leftwich 1-26; Lee 1-8; Culkin 1-3; Otte 1-(-3). SC: Jones 5-72; Anderson 5-21; Wilds 4-24; P. Cooper 3-52; Davis 2-31; Byrd 1-15; Roland 1-4.

PUNT RETURNS: MU: Murphy 3-46. SC: P. Cooper 2-33.

KICKOFF RETURNS: MU: Murphy 1-32. SC: Carson 1-33.

INTERCEPTION RETURNS: MU: None. SC: None.

Notes of Interest from the Palmetto State's Flagship University

◆ In the inaugural Palmetto Series of 2015-16, the South Carolina Gamecocks took the title, 10-5, over Clemson.



◆ During the 2015-16 academic year, South Carolina had its best Learfield Sports Directors' Cup finish (all-sports standings) since 2002-03. The Gamecocks had 680 points, which was 31st in the nation and seventh in the SEC.

◆ South Carolina has finished higher than Clemson in 18 of the last 23 years in the Director's Cup Standings, including 16 of the past 18 years. South Carolina's highest finish in that time is 11th, which was set during the 2001-02 academic year. The Gamecocks have never finished out of the top 50 in the Director's Cup Standings.

◆ The combined men's and women's basketball records of 58-11 (84.06%) during the 2015-16 season was the second-best of any school in NCAA Division I (Connecticut, 63-11, 85.14%). The two teams opened their seasons with a combined 30-0 record, which is the best combined start in SEC basketball history.

◆ South Carolina was one of two schools (along with Nebraska) to finish its 2015-16 regular seasons in the Top 25 in average attendance this year in the sports of football, men's and women's basketball and baseball.

◆ South Carolina was one of three programs (and the only one in the SEC) in 2015-16 to have both its men's and women's golf teams make the match play portion of the NCAA Golf Championships.

◆ South Carolina student-athletes continually lead the SEC in community service hours. In 2015-16, Gamecock student-athletes performed a record 11,153 hours of community service. The volleyball team was named the Community Outreach Team of the Year at the 2016 Gamecock Gala.

◆ South Carolina led all SEC schools by placing 381 student-athletes on the 2015-16 SEC Academic Honor Roll. Included in that total were a league-high 94 members on the Fall Honor Roll, which led the conference for the 10th-straight year.

◆ Carolina student-athletes combined to post a 3.278 GPA for the Spring 2016 semester, which was a departmental record and marked the 19th-straight semester in which student-athletes combined for a 3.0 GPA or better.

◆ South Carolina Football has three endowed scholarships. Recipients for endowed scholarships are selected each year by the head coach. The 2016 scholarships and recipients are:

- Marcus Lattimore Endowed Football Scholarship – **T.J. Holloman**
- William Suggs Endowed Quarterback Scholarship – **Perry Orth**
- Wraellen and Larry Winn Endowed Tight End Scholarship – **Hayden Hurst**

◆ Gamecock radio analyst **Tommy Suggs** is one of the longest tenured radio voices in college football. The former standout quarterback who led the Gamecocks to the 1969 ACC Championship, is in his 44th season as part of the radio crew.

◆ South Carolina has won three NCAA Championships (2002 Women's Outdoor Track & Field, 2010 Baseball, 2011 Baseball) and three National Champions (2005 Equestrian, 2007 Equestrian, 2015 Equestrian).

◆ South Carolina will be hosting the 2017 SEC Outdoor Track & Field Championships next May at its newly-renovated Cregger track & field complex in the Athletics Village.

◆ South Carolina is in the process of building a new \$50 million Football Operations Center. The proposed facility will be located adjacent to the Jerri and Steve Spurrier Indoor Football Facility. The state-of-the-art facility will provide the coaches and student-athletes with the ability to train and compete at the highest level. It will feature: coaches' offices, locker room, meeting rooms, weight room, training room, dining room, players' lounge and equipment room. Construction is expected to begin in January 2017.



◆ South Carolina has several other fall sports currently in season:

Cross Country: Placed 13th at the SEC Championships in Fayetteville, Ark. on Oct. 28. The SEC Southeast Regionals are set for Friday, Nov. 11.

Equestrian: Is 3-1 overall, 1-1 in SEC action and ranked sixth in the country. They next compete at Fresno State on Friday, Nov. 4.

Men's Soccer: is 9-6-1 overall and own a 4-2-1 record in Conference USA. They wrap up their regular season on Friday, Nov. 4, vs. Kentucky.

Women's Soccer: Won the SEC regular season title with a perfect 11-0 conference mark and is ranked second in the nation with a 17-0-1 record overall. Their 17-game winning streak is a school record. They are the top seed at the SEC Tournament, being held this week in Orange Beach, Ala.

Swimming & Diving: Both men and women are off to 0-2 starts after falling at Texas A&M last week. The women are at Arkansas on Nov. 4, then both squads are back in the pool at the Georgia Tech Invite, Nov. 17-19.

Volleyball: Is 15-7 overall and 3-7 in SEC play. They are at Mississippi State on Friday, Nov. 4, then host Georgia on Sunday, Nov. 6.

GAMECOCK ATHLETICS MISSION STATEMENT

Gamecock Athletics develops our student-athletes intellectually, athletically, socially, and culturally to relentlessly compete for championships and high levels of achievement at the University and throughout life in harmony with our University's mission and vision.

GAMECOCK ATHLETICS VISION STATEMENT

We serve as a source of pride and inspiration to our University, our state, our nation and the world by relentlessly competing for championships with integrity, character, and passion.

GAMECOCK ATHLETICS CORE VALUES

Integrity: We expect and consistently demonstrate the highest standards of honesty, sportsmanship and character.

Respect: We hold each other mutually accountable for upholding our values. We honor all people while celebrating each individual's culture, beliefs and ideas.

Positive Student-Athlete Experience: We provide an environment that supports each student-athlete's well-being and success by encouraging personal, academic, and athletic development while at USC and beyond.

Pursuit of Excellence: We passionately and relentlessly pursue the achievement of excellence throughout every aspect of our lives.

Stewardship: We are trustworthy stewards of the reputation of the University, our resources, our relationships, and the experiences of our stakeholders and will demonstrate stewardship through service to our community.

South Carolina Depth Chart (Updated Aug. 26)

Offense

WR	1 Deebo Samuel	6-0	205	SO-1L	Inman, S.C.
	83 Chavis Dawkins	6-2	200	FR-HS	Duncan, S.C.
WR	14 Jamari Smith	5-10	210	JR-2L	Jacksonville, Fla.
	7 Korey Banks	5-11	180	FR-HS	Tyrone, Ga.
WR	89 Bryan Edwards	6-3	210	FR-HS	Conway, S.C.
	5 Terry Googer	6-4	220	SO-1L	Atlanta, Ga.
	OR 8 Randrecous Davis	5-10	181	FR-HS	Atlanta, Ga.
LT	74 Mason Zandi	6-9	315	SR-3L	Chapin, S.C.
	77 Malik Young	6-3	300	SO-SQ	Pelzer, S.C.
LG	78 Zack Bailey	6-6	315	SO-1L	Summerville, S.C.
	70 Alan Knott	6-4	290	JR-2L	Tyrone, Ga.
OC	51 Cory Helms	6-4	310	JR-SQ	Alpharetta, Ga.
	70 Alan Knott	6-4	290	JR-2L	Tyrone, Ga.
RG	72 Donell Stanley	6-4	325	SO-1L	Floydale, S.C.
	69 D.J. Park	6-4	330	JR-2L	Dillon, S.C.
RT	69 D.J. Park	6-4	330	JR-2L	Dillon, S.C.
	63 Blake Camper	6-8	300	SO-1L	Virginia Beach, Va.
TE	81 Hayden Hurst	6-5	250	SO-1L	Jacksonville, Fla.
	3 K.C. Crosby	6-1	227	SO-1L	Bamberg, S.C.
QB	10 Perry Orth	6-1	200	SR-1L	Ponte Vedra, Fla.
	OR 11 Brandon McIlwain	6-0	205	FR-HS	Newtown, Pa.
	OR 4 Jake Bentley	6-3	223	FR-HS	Opelika, Ala.
RB	25 A.J. Turner	5-10	195	FR-RS	Clifton, Va.
	33 David Williams	6-1	220	JR-2L	Philadelphia, Pa.
	OR 32 Rod Talley	5-10	205	JR-1L	Laurens, S.C.

Defense

DE	8 Marquavius Lewis	6-3	270	SR-1L	Greenwood, S.C.
	92 D.J. Wonnum	6-4	240	FR-HS	Stone Mountain, Ga.
	OR 91 Shameik Blackshear	6-4	265	FR-RS	Bluffton, S.C.
DT	90 Taylor Stallworth	6-2	310	JR-2L	Mobile, Ala.
	18 Keir Thomas	6-2	265	FR-HS	Miami, Fla.
DT	94 Kelsey Griffin	6-2	295	SR-3L	Buford, Ga.
	93 Ulric Jones	6-5	300	JR-SQ	Oxford, Ala.
DE	95 Dante Sawyer	6-3	275	JR-1L	Suwanee, Ga.
	5 Darius English	6-6	245	SR-3L	Powder Springs, Ga.
SLB	11 T.J. Holloman	6-2	230	SR-3L	Stone Mountain, Ga.
	OR 6 Chris Moody	6-1	220	SR-3L	McDonough, Ga.
MLB	28 Jonathan Walton	6-0	230	SR-3L	Daphne, Ala.
	OR 11 T.J. Holloman	6-2	230	SR-3L	Stone Mountain, Ga.
WLB	4 B. Allen-Williams	6-0	230	JR-2L	Ellenwood, Ga.
	OR 11 T.J. Holloman	6-2	230	SR-3L	Stone Mountain, Ga.
CB	16 Rashad Fenton	5-10	190	SO-1L	Miami, Fla.
	22 Steven Montac	5-11	190	SO-JC	Covington, Ga.
S	24 D.J. Smith	5-11	195	JR-2L	Marietta, Ga.
	42 Jordan Diggs	6-0	205	SR-3L	Fort Myers, Fla.
S	17 Chaz Elder	6-2	200	SR-3L	Union City, Ga.
	22 Steven Montac	5-11	190	SO-JC	Covington, Ga.
CB	3 Chris Lammons	5-10	190	JR-2L	Lauderhill, Fla.
	7 Jamarcus King	6-2	180	JR-JC	Mobile, Ala.
N	42 Jordan Diggs	6-0	205	SR-3L	Fort Myers, Fla.
	16 Rashad Fenton	5-10	190	SO-1L	Miami, Fla.

Specialists

K	29 Elliott Fry	6-0	170	SR-3L	Frisco, Texas
	20 Joseph Charlton	6-5	185	FR-RS	Columbia, S.C.
P	13 Sean Kelly	5-10	190	SR-1L	Oakland, Fla.
	20 Joseph Charlton	6-5	185	FR-RS	Columbia, S.C.
LS	47 Drew Williams	6-2	215	SR-3L	Irmo, S.C.
	48 Nick McGriff	6-0	225	SO-1L	Gainesville, Fla.
KOR	25 A.J. Turner	5-10	195	FR-RS	Clifton, Va.
	16 Rashad Fenton	5-10	190	SO-1L	Miami, Fla.
PR	16 Rashad Fenton	5-10	190	SO-1L	Miami, Fla.
	3 Chris Lammons	5-10	190	JR-2L	Lauderhill, Fla.
H	13 Sean Kelly	5-10	190	SR-1L	Oakland, Fla.

South Carolina 2016 Numerical Roster

No.	Name	Pos.	Ht.	Wt.	Yr.-Exp	Hometown (High/Last School)
1	Deebo Samuel	WR	6-0	205	SO-1L	Inman, S.C. (Chapman)
3	Chris Lammons	DB	5-10	190	JR-2L	Lauderhill, Fla. (Plantation)
3	K.C. Crosby	TE	6-1	227	SO-1L	Bamberg, S.C. (Bamberg-Ehrhardt)
4	Bryson Allen-Williams	LB	6-0	230	JR-2L	Ellenwood, Ga. (Cedar Grove)
4	Jake Bentley	QB	6-3	223	FR-HS	Opelika, Ala. (Opelika)
5	Darius English	DL	6-6	245	SR-3L	Powder Springs, Ga. (McEachern)
5	Terry Googer	WR	6-4	220	SO-1L	Atlanta, Ga. (Woodward Academy)
6	Chris Moody	DB	6-1	220	SR-3L	McDonough, Ga. (Henry County)
7	Jamarcus King	DB	6-2	180	JR-JC	Mobile, Ala. (Blount/Coffeyville C.C.)
7	Korey Banks	WR	5-11	180	FR-HS	Tyrone, Ga. (Sandy Creek)
8	Marquavius Lewis	DL	6-3	270	SR-1L	Greenwood, S.C. (Greenwood/Hutchinson C.C.)
8	Randrecous Davis	WR	5-10	181	FR-HS	Atlanta, Ga. (Mays)
9	Jerad Washington	WR	5-8	175	FR-RS	Jacksonville, Fla. (First Coast)
9	Sherrrod Pittman	LB	6-0	225	FR-RS	Jacksonville, Fla. (First Coast)
10	Perry Orth	QB	6-1	200	SR-1L	Ponte Vedra, Fla. (Ponte Vedra/ Florida State College)
10	Skai Moore	LB	6-2	220	SR-3L	Cooper City, Fla. (University)
11	T.J. Holloman	LB	6-2	230	SR-3L	Stone Mountain, Ga. (St. Pius X)
11	Brandon McIlwain	QB	6-0	205	FR-HS	Newtown, Pa. (Council Rock North)
12	Michael Scarnecchia	QB	6-4	215	SO-SQ	Fleming Island, Fla. (Fleming Island)
13	Sean Kelly	P	5-10	190	SR-1L	Oakland, Fla. (West Orange/FAU)
13	Jalen Dread	LB	5-10	220	SO-1L	Foley, Ala. (Foley)
14	Jamari Smith	WR	5-10	210	JR-2L	Jacksonville, Fla. (Fletcher)
15	Matrick Belton	WR	6-3	215	SR-1L	Columbia, S.C. (Keenan/Hampton)
16	Rashad Fenton	DB	5-10	190	SO-1L	Miami, Fla. (Miami Carol City)
16	Bailey Hart	QB	6-2	175	FR-HS	Mt. Pleasant, S.C. (Wando)
17	Chaz Elder	DB	6-2	200	SR-3L	Union City, Ga. (Banneker)
18	Danny Gordon	QB	6-0	210	SO-SQ	Worthington, Ohio (Worthington/ Miami (Ohio))
18	Keir Thomas	DL	6-2	265	FR-HS	Miami, Fla. (Miami Central)
19	Lorenzo Nuñez	WR	6-3	205	SO-1L	Kennesaw, Ga. (Harrison)
20	Joseph Charlton	K/P	6-5	185	FR-RS	Columbia, S.C. (A.C. Flora)
21	Antoine Wilder	DB	5-10	185	FR-RS	Riverdale, Ga. (Hapeville Charter)
22	Steven Montac	DB	5-11	190	SO-JC	Covington, Ga. (Newton/Coffeyville C.C.)
22	Montray Feaster	WR	6-4	205	FR-HS	Union, S.C. (Union County)
23	Larenz Bryant	LB	6-0	225	SR-3L	Charlotte, N.C. (Vance)
23	Rico Dowdle	RB	5-11	211	FR-HS	Asheville, N.C. (A.C. Reynolds)
24	D.J. Smith	DB	5-11	195	JR-2L	Marietta, Ga. (Walton)
24	Garrett Frederick	WR	5-11	180	FR-HS	Plano, Texas (Plano)
25	A.J. Turner	RB	5-10	195	FR-RS	Clifton, Va. (Centreville)
26	Jasper Sasser	DB	6-0	210	JR-1L	Jacksonville, Fla. (Wolfson)
27	Ty'Son Williams	RB	6-0	220	SO-TR	Sumter, S.C. (Crestwood/N. Carolina)
28	Jonathan Walton	LB	6-0	230	SR-3L	Daphne, Ala. (Bayside Academy)
29	Elliott Fry	PK	6-0	170	SR-3L	Frisco, Texas (Prince of Peace Christian)
30	Darius Paulk	RB	5-8	205	SR-1L	Columbia, S.C. (Richland Northeast/ North Greenville)
30	Shannon James	DB	5-7	160	SR-SQ	Florence, S.C. (South Florence)
31	Chris Smith	DB	5-10	180	FR-HS	Rock Hill, S.C. (South Pointe)
32	Rod Talley	RB	5-10	205	JR-1L	Laurens, S.C. (Laurens/Gardner-Webb)
32	Brett Shore	LB	5-11	210	JR-HS	Irmo, S.C. (Dutch Fork/Tyler J.C.)
33	David Williams	RB	6-1	220	JR-2L	Philadelphia, Pa. (Imhotep Charter)
34	Scott Grant	DB	5-10	185	SO-SQ	Laurens, S.C. (Laurens)
34	Mon Denson	RB	5-10	215	FR-RS	LaGrange, Ga. (LaGrange)
35	Daniel Fennell	DL	6-3	235	FR-RS	Loganville, Ga. (Grayson)
36	C.J. Freeman	RB	5-11	200	FR-HS	Greensboro, N.C. (Northern Guilford)
36	Morgan Vest	DB	6-0	190	FR-HS	Leander, Texas (Rouse)
39	Rivers Bedenbaugh	TE	6-2	256	JR-1L	Leesville, S.C. (Lexington/Georgia Southern)
39	Demetrius Smalls	DB	5-9	170	JR-SQ	Bluffton, S.C. (Bluffton)
40	Jacob August	TE	6-6	248	SO-SQ	Elgin, S.C. (Cardinal Newman/ Fork Union)
40	Jason Senn	DB	5-8	195	FR-RS	Beaufort, S.C. (Beaufort)

No.	Name	Pos.	Ht.	Wt.	Yr.-Exp	Hometown (High/Last School)
41	Tyler Ragsdale	LB	6-0	220	FR-RS	Mt. Pleasant, S.C. (Wando)
42	Jordan Diggs	DB	6-0	205	SR-3L	Fort Myers, Fla. (Island Coast)
42	Alexander Woznick	PK	5-11	160	FR-HS	Greenville, S.C. (Eastside)
43	Benji Russell	DB	6-0	200	JR-SQ	Atlanta, Ga. (Woodward Academy)
44	T.J. Brunson	LB	6-1	225	FR-HS	Columbia, S.C. (Richland Northeast)
44	Adrian McGee	RB	5-11	185	FR-HS	Greer, S.C. (Greer)
45	Ben Asbury	LS	5-10	210	SO-TR	Atlanta, Ga. (Holy Innocents' Episcopal/ Berry College)
45	Spencer Eason-Riddle	LB	5-11	226	FR-HS	Raleigh, N.C. (Leesville Road)
46	Trey Mitchell	LB	6-2	210	FR-HS	Lexington, S.C. (Lexington)
46	Harrison Freeman	LS	6-4	235	FR-HS	Raleigh, N.C. (Leesville Road)
47	Drew Williams	LS	6-2	215	SR-3L	Irmo, S.C. (Dutch Fork)
48	Nick McGriff	LS	6-0	225	SO-1L	Gainesville, Fla. (Gainesville)
48	Dexter Wideman	DL	6-4	280	FR-RS	Saluda, S.C. (Saluda/Camden Military)
49	Boosie Whitlow	DL	6-3	240	SO-1L	Opelika, Ala. (Opelika)
50	Sadarius Hutcherson	OL	6-4	273	FR-HS	Huntingdon, Tenn. (Huntingdon)
50	Griffin Gentry	DL	6-1	246	FR-HS	Birmingham, Ala. (Homewood)
51	Cory Helms	OL	6-4	310	JR-SQ	Alpharetta, Ga. (Milton/Wake Forest)
52	Jajuan Blankenship	DL	6-0	265	FR-HS	Anderson, S.C. (T.L. Hanna)
55	Christian Pellation	OL	6-6	305	SO-1L	Brooksville, Fla. (Nature Coast Tech)
57	Hassan Belton	LB	6-0	215	SO-TR	Blythewood, S.C. (Blythewood/ Western Carolina)
59	Logan Crane	LS	6-3	245	FR-RS	Dartmouth, Mass. (Dartmouth)
60	Chandler Farrell	OL	6-2	280	FR-HS	Summerville, S.C. (Summerville)
61	Javion Duncan	DL	6-0	260	SO-TR	Simpsonville, S.C. (Woodmont/Citadel)
61	Cameron Johnson	OL	6-8	300	FR-HS	Bennettsville, S.C. (Marlboro County)
63	Blake Camper	OL	6-8	300	SO-1L	Virginia Beach, Va. (Frank W. Cox)
65	Pika Leota	OL	6-4	315	FR-HS	Asheville, N.C. (Asheville)
66	Will Putnam	OL	6-5	282	FR-HS	Harrisburg, N.C. (Hickory Ridge)
67	Ryan Green	OL	6-4	265	SO-TR	James Island, S.C. (James Island/ Presbyterian)
69	D.J. Park	OL	6-4	330	JR-2L	Dillon, S.C. (Dillon)
70	Alan Knott	OL	6-4	290	JR-2L	Tyrone, Ga. (Sandy Creek)
72	Donell Stanley	OL	6-4	325	SO-1L	Floydale, S.C. (Latta)
74	Mason Zandi	OL	6-9	315	SR-3L	Chapin, S.C. (Chapin)
75	Darius Whitfield	OL	6-2	286	FR-HS	Mobile, Ala. (St. Paul's Episcopal)
77	Malik Young	OL	6-3	300	SO-SQ	Pelzer, S.C. (Woodmont)
78	Zack Bailey	OL	6-6	315	SO-1L	Summerville, S.C. (Summerville)
79	Trey Derouen	OL	6-3	310	FR-RS	Lilburn, Ga. (Parkview)
80	Shemar Glenn	WR	6-1	175	FR-HS	Union, S.C. (Union County/USC-Union)
81	Hayden Hurst	TE	6-5	250	SO-1L	Jacksonville, Fla. (The Bolles School)
82	Evan Hinson	TE	6-4	238	FR-HS	Deltona, Fla. (Deltona)
83	Chavis Dawkins	WR	6-2	200	FR-HS	Duncan, S.C. (Byrnes)
84	Kyle Markway	TE	6-5	245	SO-1L	St. Louis, Mo. (St. John Vianney)
85	Devin Dingle	WR	5-10	180	FR-RS	Summerville, S.C. (Cane Bay)
85	Michael Almond	K/P	6-3	222	FR-RS	North Augusta, S.C. (Westminster)
86	Robert Tucker III	TE	6-3	238	FR-HS	Atlanta, Ga. (B.E.S.T. Academy)
87	Kiel Pollard	TE	6-0	230	FR-HS	Moultrie, Ga. (Colquitt County)
88	Javon Charleston	WR	6-0	195	FR-RS	Gurnee, Ill. (Warren)
89	Bryan Edwards	WR	6-3	210	FR-HS	Conway, S.C. (Conway)
90	Taylor Stallworth	DL	6-2	310	JR-2L	Mobile, Ala. (Murphy)
90	Wyman Baxley	LS	6-2	195	FR-HS	Athens, Ga. (Athens Academy)
91	Shameik Blackshear	DL	6-4	265	FR-RS	Bluffton, S.C. (Bluffton)
92	D.J. Wonnum	DL	6-4	240	FR-HS	Stone Mountain, Ga. (Stephenson)
93	Ulric Jones	DL	6-5	300	JR-SQ	Oxford, Ala. (Oxford/Butler C.C.)
94	Kelsey Griffin	DL	6-2	295	SR-3L	Buford, Ga. (Mill Creek)
95	Dante Sawyer	DL	6-3	275	JR-1L	Swanace, Ga. (North Gwinnett/ East Mississippi C.C.)
96	Aaron Thompson	DL	6-3	271	FR-HS	Fort Lauderdale, Fla. (Dillard)
97	Kobe Smith	DL	6-2	305	FR-HS	Lawrenceville, Ga. (Archer)
98	Stephon Taylor	DL	6-4	293	FR-HS	New Orleans, La. (McDonogh 35)
99	Abu Lamin	DL	6-4	310	SR-2L	Fayetteville, N.C. (Trinity Christian/ Fort Scott C.C.)

South Carolina 2016 Alphabetical Roster

No.	Name	Pos.	Ht.	Wt.	Yr.-Exp	Hometown (High/Last School)
4	Bryson Allen-Williams	LB	6-0	230	JR-2L	Ellenwood, Ga. (Cedar Grove)
85	Michael Almond	K/P	6-3	222	FR-RS	North Augusta, S.C. (Westminster)
45	Ben Asbury	LS	5-10	210	SO-TR	Atlanta, Ga. (Holy Innocents' Episcopal/Berry College)
40	Jacob August	TE	6-6	248	SO-SQ	Elgin, S.C. (Cardinal Newman/Fork Union)
78	Zack Bailey	OL	6-6	315	SO-1L	Summerville, S.C. (Summerville)
7	Korey Banks	WR	5-11	180	FR-HS	Tyrone, Ga. (Sandy Creek)
90	Wyman Baxley	LS	6-2	195	FR-HS	Athens, Ga. (Athens Academy)
39	Rivers Bedenbaugh	TE	6-2	256	JR-1L	Leesville, S.C. (Lexington/Georgia Southern)
57	Hassan Belton	LB	6-0	215	SO-TR	Blythewood, S.C. (Blythewood/Western Carolina)
15	Matrick Belton	WR	6-3	215	SR-1L	Columbia, S.C. (Keenan/Hampton)
4	Jake Bentley	QB	6-3	223	FR-HS	Opelika, Ala. (Opelika)
91	Shameik Blackshear	DL	6-4	265	FR-RS	Bluffton, S.C. (Bluffton)
52	Jajuan Blankenship	DL	6-0	265	FR-HS	Anderson, S.C. (T.L. Hanna)
44	T.J. Brunson	LB	6-1	225	FR-HS	Columbia, S.C. (Richland Northeast)
23	Larenz Bryant	LB	6-0	225	SR-3L	Charlotte, N.C. (Vance)
63	Blake Camper	OL	6-8	300	SO-1L	Virginia Beach, Va. (Frank W. Cox)
88	Javon Charleston	WR	6-0	195	FR-RS	Gurnee, Ill. (Warren)
20	Joseph Charlton	K/P	6-5	185	FR-RS	Columbia, S.C. (A.C. Flora)
59	Logan Crane	LS	6-3	245	FR-RS	Dartmouth, Mass. (Dartmouth)
3	K.C. Crosby	TE	6-1	227	SO-1L	Bamberg, S.C. (Bamberg-Ehrhardt)
8	Randrecous Davis	WR	5-10	181	FR-HS	Atlanta, Ga. (Mays)
83	Chavis Dawkins	WR	6-2	200	FR-HS	Duncan, S.C. (Byrnes)
34	Mon Denson	RB	5-10	215	FR-RS	LaGrange, Ga. (LaGrange)
79	Trey Derouen	OL	6-3	310	FR-RS	Lilburn, Ga. (Parkview)
42	Jordan Diggs	DB	6-0	205	SR-3L	Fort Myers, Fla. (Island Coast)
85	Devin Dingle	WR	5-10	180	FR-RS	Summerville, S.C. (Cane Bay)
23	Rico Dowdle	RB	5-11	211	FR-HS	Asheville, N.C. (A.C. Reynolds)
13	Jalen Dread	LB	5-10	220	SO-1L	Foley, Ala. (Foley)
61	Javion Duncan	DL	6-0	260	SO-TR	Simpsonville, S.C. (Woodmont/Citadel)
45	Spencer Eason-Riddle	LB	5-11	226	FR-HS	Raleigh, N.C. (Leesville Road)
89	Bryan Edwards	WR	6-3	210	FR-HS	Conway, S.C. (Conway)
17	Chaz Elder	DB	6-2	200	SR-3L	Union City, Ga. (Bancker)
5	Darius English	DL	6-6	245	SR-3L	Powder Springs, Ga. (McEachern)
60	Chandler Farrell	OL	6-2	280	FR-HS	Summerville, S.C. (Summerville)
22	Montray Feaster	WR	6-4	205	FR-HS	Union, S.C. (Union County)
35	Daniel Fennell	DL	6-3	235	FR-RS	Loganville, Ga. (Grayson)
16	Rashad Fenton	DB	5-10	190	SO-1L	Miami, Fla. (Miami Carol City)
24	Garrett Frederick	WR	5-11	180	FR-HS	Plano, Texas (Plano)
36	C.J. Freeman	RB	5-11	200	FR-HS	Greensboro, N.C. (Northern Guilford)
46	Harrison Freeman	LS	6-4	235	FR-HS	Raleigh, N.C. (Leesville Road)
29	Elliott Fry	PK	6-0	170	SR-3L	Frisco, Texas (Prince of Peace Christian)
50	Griffin Gentry	DL	6-1	246	FR-HS	Birmingham, Ala. (Homewood)
80	Shemar Glenn	WR	6-1	175	FR-HS	Union, S.C. (Union County/USC-Union)
5	Terry Googer	WR	6-4	220	SO-1L	Atlanta, Ga. (Woodward Academy)
18	Danny Gordon	QB	6-0	210	SO-SQ	Worthington, Ohio (Worthington/Miami (Ohio))
34	Scott Grant	DB	5-10	185	SO-SQ	Laurens, S.C. (Laurens)
67	Ryan Green	OL	6-4	265	SO-TR	James Island, S.C. (James Island/Presbyterian)
94	Kelsey Griffin	DL	6-2	295	SR-3L	Buford, Ga. (Mill Creek)
16	Bailey Hart	QB	6-2	175	FR-HS	Mt. Pleasant, S.C. (Wando)
51	Cory Helms	OL	6-4	310	JR-SQ	Alpharetta, Ga. (Milton/Wake Forest)
82	Evan Hinson	TE	6-4	238	FR-HS	Deltona, Fla. (Deltona)
11	T.J. Holloman	LB	6-2	230	SR-3L	Stone Mountain, Ga. (St. Pius X)
81	Hayden Hurst	TE	6-5	250	SO-1L	Jacksonville, Fla. (The Bolles School)
50	Sadarius Hutcherson	OL	6-4	273	FR-HS	Huntingdon, Tenn. (Huntingdon)
30	Shannon James	DB	5-7	160	SR-SQ	Florence, S.C. (South Florence)
61	Cameron Johnson	OL	6-8	300	FR-HS	Bennettsville, S.C. (Marlboro County)
93	Ulric Jones	DL	6-5	300	JR-SQ	Oxford, Ala. (Oxford/Butler C.C.)

No.	Name	Pos.	Ht.	Wt.	Yr.-Exp	Hometown (High/Last School)
13	Sean Kelly	P	5-10	190	SR-1L	Oakland, Fla. (West Orange/FAU)
7	Jamarus King	DB	6-2	180	JR-JC	Mobile, Ala. (Blount/Coffeyville C.C.)
70	Alan Knott	OL	6-4	290	JR-2L	Tyrone, Ga. (Sandy Creek)
99	Abu Lamin	DL	6-4	310	SR-2L	Fayetteville, N.C. (Trinity Christian/Fort Scott C.C.)
3	Chris Lammons	DB	5-10	190	JR-2L	Lauderhill, Fla. (Plantation)
65	Pika Leota	OL	6-4	315	FR-HS	Asheville, N.C. (Asheville)
8	Marquavius Lewis	DL	6-3	270	SR-1L	Greenwood, S.C. (Greenwood/Hutchinson C.C.)
84	Kyle Markway	TE	6-5	245	SO-1L	St. Louis, Mo. (St. John Vianney)
44	Adrian McGee	RB	5-11	185	FR-HS	Greer, S.C. (Greer)
48	Nick McGriff	LS	6-0	225	SO-1L	Gainesville, Fla. (Gainesville)
11	Brandon McIlwain	QB	6-0	205	FR-HS	Newtown, Pa. (Council Rock North)
46	Trey Mitchell	LB	6-2	210	FR-HS	Lexington, S.C. (Lexington)
22	Steven Montac	DB	5-11	190	SO-JC	Covington, Ga. (Newton/Coffeyville C.C.)
6	Chris Moody	DB	6-1	220	SR-3L	McDonough, Ga. (Henry County)
10	Skai Moore	LB	6-2	220	SR-3L	Cooper City, Fla. (University)
19	Lorenzo Nuñez	WR	6-3	205	SO-1L	Kennesaw, Ga. (Harrison)
10	Perry Orth	QB	6-1	200	SR-1L	Ponte Vedra, Fla. (Ponte Vedra/Florida State College)
69	D.J. Park	OL	6-4	330	JR-2L	Dillon, S.C. (Dillon)
30	Darius Paulk	RB	5-8	205	SR-1L	Columbia, S.C. (Richland Northeast/North Greenville)
55	Christian Pellage	OL	6-6	305	SO-1L	Brooksville, Fla. (Nature Coast Tech)
9	Sherrad Pittman	LB	6-0	225	FR-RS	Jacksonville, Fla. (First Coast)
87	Kiel Pollard	TE	6-0	230	FR-HS	Moultrie, Ga. (Colquitt County)
66	Will Putnam	OL	6-5	282	FR-HS	Harrisburg, N.C. (Hickory Ridge)
41	Tyler Ragsdale	LB	6-0	220	FR-RS	Mt. Pleasant, S.C. (Wando)
43	Benji Russell	DB	6-0	200	JR-SQ	Atlanta, Ga. (Woodward Academy)
1	Deebo Samuel	WR	6-0	205	SO-1L	Inman, S.C. (Chapman)
26	Jasper Sasser	DB	6-0	210	JR-1L	Jacksonville, Fla. (Wolfson)
95	Dante Sawyer	DL	6-3	275	JR-1L	Suwanee, Ga. (North Gwinnett/East Mississippi C.C.)
12	Michael Scarnecchia	QB	6-4	215	SO-SQ	Fleming Island, Fla. (Fleming Island)
40	Jason Senn	DB	5-8	195	FR-RS	Beaufort, S.C. (Beaufort)
32	Brett Shore	LB	5-11	210	JR-HS	Irmo, S.C. (Dutch Fork/Tyler J.C.)
39	Demetrius Smalls	DB	5-9	170	JR-SQ	Bluffton, S.C. (Bluffton)
31	Chris Smith	DB	5-10	180	FR-HS	Rock Hill, S.C. (South Pointe)
24	D.J. Smith	DB	5-11	195	JR-2L	Marietta, Ga. (Walton)
14	Jamari Smith	WR	5-10	210	JR-2L	Jacksonville, Fla. (Fletcher)
97	Kobe Smith	DL	6-2	305	FR-HS	Lawrenceville, Ga. (Archer)
90	Taylor Stallworth	DL	6-2	310	JR-2L	Mobile, Ala. (Murphy)
72	Donell Stanley	OL	6-4	325	SO-1L	Floydale, S.C. (Latta)
32	Rod Talley	RB	5-10	205	JR-1L	Laurens, S.C. (Laurens/Gardner-Webb)
98	Stephon Taylor	DL	6-4	293	FR-HS	New Orleans, La. (McDonogh 35)
18	Keir Thomas	DL	6-2	265	FR-HS	Miami, Fla. (Miami Central)
96	Aaron Thompson	DL	6-3	271	FR-HS	Fort Lauderdale, Fla. (Dillard)
86	Robert Tucker III	TE	6-3	238	FR-HS	Atlanta, Ga. (B.E.S.T. Academy)
25	A.J. Turner	RB	5-10	195	FR-RS	Clifton, Va. (Centreville)
36	Morgan Vest	DB	6-0	190	FR-HS	Leander, Texas (Rouse)
28	Jonathan Walton	LB	6-0	230	SR-3L	Daphne, Ala. (Bayside Academy)
9	Jerad Washington	WR	5-8	175	FR-RS	Jacksonville, Fla. (First Coast)
75	Darius Whitfield	OL	6-2	286	FR-HS	Mobile, Ala. (St. Paul's Episcopal)
49	Boosie Whitlow	DL	6-3	240	SO-1L	Opelika, Ala. (Opelika)
48	Dexter Wideman	DL	6-4	280	FR-RS	Saluda, S.C. (Saluda/Camden Military)
21	Antoine Wilder	DB	5-10	185	FR-RS	Riverdale, Ga. (Hapeville Charter)
33	David Williams	RB	6-1	220	JR-2L	Philadelphia, Pa. (Imhotep Charter)
47	Drew Williams	LS	6-2	215	SR-3L	Irmo, S.C. (Dutch Fork)
27	Ty'Son Williams	RB	6-0	220	SO-TR	Sumter, S.C. (Crestwood/N. Carolina)
92	D.J. Wonnum	DL	6-4	240	FR-HS	Stone Mountain, Ga. (Stephenson)
42	Alexander Woznick	PK	5-11	160	FR-HS	Greenville, S.C. (Eastside)
77	Malik Young	OL	6-3	300	SO-SQ	Pelzer, S.C. (Woodmont)
74	Mason Zandi	OL	6-9	315	SR-3L	Chapin, S.C. (Chapin)

Head Coach Will Muschamp



Will MUSCHAMP

HEAD COACH
First Year at South Carolina



Will Muschamp was introduced as the University of South Carolina's 34th head football coach in a press conference held at Williams-Brice Stadium on Dec. 7, 2015.

Regarded as an outstanding defensive mind, Muschamp, 45, is a 21-year coaching veteran, including 13 years in the Southeastern Conference. He has previous head coaching experience, posting a 28-21 record (.571) at the University of Florida from 2011-14. He led the Gators to three bowl games in his four seasons in Gainesville and was recognized as the SEC Coach of the Year in 2012 after guiding Florida to an 11-2 record and a Top-10 finish.

The Rome, Ga., native has coached in two national championship games (2003 and 2009), winning with LSU in 2003, and coached in a pair of BCS bowl games, following the 2008 and 2012 seasons. Muschamp has coached in the SEC Championship Game twice and once in the Big 12 Championship Game, winning all three. In addition, he was a finalist for the 2007 Broyles Award presented to the nation's top assistant coach.

Muschamp most recently served as the defensive coordinator at Auburn University in 2015, his third stint as an SEC defensive coordinator. He also held that title with Auburn from 2006-07 and at LSU from 2002-04. In his six seasons as an SEC defensive coordinator, Muschamp's units ranked among the nation's Top-10 in total defense and in scoring defense five times.

Prior to taking the reins at Florida, Muschamp served as the defensive coordinator at the University of Texas from 2008-10. Under his guidance, the Longhorn defense ranked No. 1 in the nation with 119 sacks, and ranked in the Top-10 nationally allowing 2.9 yards per rushing attempt (third), 96.7 rushing yards per game (fourth), and 297.4 yards per game (seventh), all Big 12 bests during that span. In 2009, the Longhorns played in the BCS National Championship game. Under Muschamp's tutelage at Texas, Brian Orakpo won the 2008 Rotary Lombardi, Bronko Nagurski and Ted Hendricks awards. In the 2009 and 2010 NFL Drafts, Muschamp

had a combined eight players drafted, seven in the first four rounds, including first-rounders, Brian Orakpo and Earl Thomas.

Muschamp served with the NFL's Miami Dolphins as Assistant Head Coach for Defense in 2005 under Nick Saban.

Muschamp's first full-time coaching experience in the SEC came at LSU. He was the Tigers' linebacker coach for one season before being elevated to defensive coordinator from 2002-04. His 2003 defense helped the Tigers to the national championship by leading the nation both in scoring defense (11.0 points per game) and total defense (252.0 yards per game), while finishing second nationally in pass efficiency defense (89.8) and third in rushing defense (67.0 yards per game).

In four of his nine seasons as an FBS defensive coordinator, his teams have allowed less than 100 rushing yards per game and twice led the nation in rushing defense. His 2003 LSU defense led the country by allowing 67 yards per game on the ground, the best mark by an SEC team in the 2000s, while Texas gave up just 73.1 yards on the ground in 2009 to pace the nation.

The 1994 Georgia graduate moved immediately into coaching, working as a graduate assistant at Auburn from 1995-96, earning his master's degree in 1996. He served as a secondary coach at West Georgia (1998) and Eastern Kentucky (1999) before moving on to his first defensive coordinator position at Valdosta State for the 2000 season, where he helped the Blazers to a 10-2 record and the Gulf South championship.

During his playing career at Georgia, Muschamp earned his way from walk-on to scholarship player by the spring of his redshirt freshman season and eventually was named co-captain his senior season. A safety on the gridiron, he earned a spot on the SEC Academic Honor Roll in 1993.

Born August 3, 1971, Muschamp and his wife, the former Carol Davis, have two sons, Jackson and Whit.

THE MUSCHAMP FILE



PERSONAL

Full Name: William Larry Muschamp
Born: August 3, 1971
Hometown: Rome, Ga.
Wife: Carol
Children: Jackson and Whit
College: Georgia (1994)
Auburn (1996)

COACHING EXPERIENCE

2016 South Carolina Head Coach
2015 Auburn Defensive Coord.
2011-14 Florida Head Coach
2008-10 Texas DC/Linebackers
2006-07 Auburn DC/Defensive Backs
2005 Miami (NFL) AHC/Defense
2001-04 LSU DC/Linebackers
2000 Valdosta State DC/DBs
1999 Eastern Kentucky Def. Backs
1998 West Georgia Def. Backs
1995-96 Auburn Graduate Assistant

BOWL EXPERIENCE

2013 Sugar
2012 Gator
2010 BCS National Championship
2009 Fiesta
2007 Chick-fil-A
2007 Cotton
2005 Capital One
2004 BCS National Championship
2003 Cotton
2002 Sugar
1996 Independence
1995 Outback
1993 Citrus
1991 Independence



Assistant Coaches



Bobby Bentley
Running Backs
First Year
SIDELINE



Bryan McClendon
*Co-Offensive
Coordinator/
Wide Receivers*
1st Year
SIDELINE



Kurt Roper
*Co-Offensive
Coordinator/
Quarterbacks*
1st Year
PRESS BOX



Shawn Elliott
Offensive Line
Seventh Year
SIDELINE



Mike Peterson
Outside Linebackers
First Year
PRESS BOX



Lance Thompson
*Assistant Head
Coach - Defense/
Defensive Line*
First Year
SIDELINE



Coleman Hutzler
*Special Teams
Coordinator/
Linebackers*
First Year
SIDELINE



Travaris Robinson
*Defensive
Coordinator/
Defensive Backs*
First Year
SIDELINE



Pat Washington
Tight Ends
First Year
PRESS BOX

2016 South Carolina Statistics

	SC	OPP
SCORING	142	170
Points Per Game	17.8	21.2
Points Off Turnovers	40	20
FIRST DOWNS	135	175
Rushing	49	86
Passing	74	74
Penalty	12	15
RUSHING YARDAGE	906	1614
Yards gained rushing	1149	1815
Yards lost rushing	243	201
Rushing Attempts	277	333
Average Per Rush	3.3	4.8
Average Per Game	113.2	201.8
TDs Rushing	11	10
PASSING YARDAGE	1641	1446
Comp-Att-Int	147-245-3	143-256-10
Average Per Pass	6.7	5.6
Average Per Catch	11.2	10.1
Average Per Game	205.1	180.8
TDs Passing	6	9
TOTAL OFFENSE	2547	3060
Total Plays	522	589
Average Per Play	4.9	5.2
Average Per Game	318.4	382.5
KICK RETURNS: #-Yards	14-378	18-541
PUNT RETURNS: #-Yards	7-31	15-91
INT RETURNS: #-Yards	10-30	3-0
KICK RETURN AVERAGE	27.0	30.1
PUNT RETURN AVERAGE	4.4	6.1
INT RETURN AVERAGE	3.0	0.0
FUMBLES-LOST	12-8	13-7
PENALTIES-Yards	46-437	53-458
Average Per Game	54.6	57.2
PUNTS-Yards	51-2123	39-1649
Average Per Punt	41.6	42.3
Net punt average	38.7	40.5
KICKOFFS-Yards	31-1993	35-2193
Average Per Kick	64.3	62.7
Net kick average	36.4	39.0
TIME OF POSSESSION/Game	28:47	31:13
3RD-DOWN Conversions	34/113	47/118
3rd-Down Pct	30%	40%
4TH-DOWN Conversions	9/15	7/13
4th-Down Pct	60%	54%
SACKS BY-Yards	14-115	24-161
MISC YARDS	0	0
TOUCHDOWNS SCORED	17	21
FIELD GOALS-ATTEMPTS	8-11	8-13
ON-SIDE KICKS	0-2	0-1
RED-ZONE SCORES	(18-24) 75%	(22-31) 71%
RED-ZONE TOUCHDOWNS	(14-24) 58%	(16-31) 52%
PAT-ATTEMPTS	(16-16) 100%	(20-20) 100%
ATTENDANCE	387974	139769
Games/Avg Per Game	5/77595	3/46590

SCORE BY QUARTERS	1st	2nd	3rd	4th	OT	Total
South Carolina	45	27	33	37	-	142
Opponents	34	51	21	64	-	170

RUSHING	G	Att	Gain	Loss	Net	Avg	TD	Long	Avg/G
A.J. Turner	8	75	358	30	328	4.4	2	75	41.0
Rico Dowdle	4	59	296	5	291	4.9	3	40	72.8
David Williams	6	41	195	9	186	4.5	2	33	31.0
Brandon McIlwain	7	58	183	69	114	2.0	2	11	16.3
Deebo Samuel	5	5	54	0	54	10.8	2	23	10.8
Jamari Smith	7	2	7	0	7	3.5	0	5	1.0
Randrecous Davis	2	1	7	0	7	7.0	0	7	3.5
Rod Talley	7	1	2	0	2	2.0	0	2	0.3
TEAM	3	5	0	8	-8	-1.6	0	0	-2.7
Jake Bentley	2	14	31	47	-16	-1.1	0	16	-8.0
Perry Orth	4	16	16	75	-59	-3.7	0	9	-14.8
Total.....	8	277	1149	243	906	3.3	11	75	113.2
Opponents.....	8	333	1815	201	1614	4.8	10	74	201.8

PASSING	G	Effic	Cmp-Att-Int	Pct	Yds	TD	Lng	Avg/G
Brandon McIlwain	7	101.15	56-107-1	52.3	567	2	42	81.0
Perry Orth	4	120.58	57-90-2	63.3	661	0	39	165.2
Jake Bentley	2	165.46	32-46-0	69.6	368	4	47	184.0
Hayden Hurst	8	175.60	1-1-0	100.0	9	0	9	1.1
Sean Kelly	8	402.40	1-1-0	100.0	36	0	36	4.5
Total.....	8	121.90	147-245-3	60.0	1641	6	47	205.1
Opponents.....	8	107.10	143-256-10	55.9	1446	9	74	180.8

RECEIVING	G	No.	Yds	Avg	TD	Long	Avg/G
Hayden Hurst	8	32	406	12.7	0	36	50.8
Bryan Edwards	7	27	341	12.6	2	42	48.7
Deebo Samuel	5	24	345	14.4	0	47	69.0
K.C. Crosby	8	17	170	10.0	3	35	21.2
A.J. Turner	8	15	104	6.9	1	18	13.0
Terry Googer	8	7	66	9.4	0	13	8.2
Chavis Dawkins	6	7	35	5.0	0	13	5.8
Jacob August	8	5	52	10.4	0	29	6.5
Rico Dowdle	4	5	15	3.0	0	6	3.8
Randrecous Davis	2	3	45	15.0	0	26	22.5
David Williams	6	3	32	10.7	0	16	5.3
Kiel Pollard	7	1	18	18.0	0	18	2.6
Javon Charleston	8	1	12	12.0	0	12	1.5
Total.....	8	147	1641	11.2	6	47	205.1
Opponents.....	8	143	1446	10.1	9	74	180.8

PUNT RETURNS	No.	Yds	Avg	TD	Long
Deebo Samuel	2	8	4.0	0	7
Chris Lammons	2	13	6.5	0	19
Rashad Fenton	2	8	4.0	0	5
Jamarcus King	1	2	2.0	0	0
Total.....	7	31	4.4	0	19
Opponents.....	15	91	6.1	0	16

INTERCEPTIONS	No.	Yds	Avg	TD	Long
Jamarcus King	3	0	0.0	0	0
Chris Lammons	3	6	2.0	0	6
T.J. Holloman	2	23	11.5	0	16
Antoine Wilder	1	1	1.0	0	1
D.J. Smith	1	0	0.0	0	0
Total.....	10	30	3.0	0	16
Opponents.....	3	0	0.0	0	0

KICK RETURNS	No.	Yds	Avg	TD	Long
A.J. Turner	12	306	25.5	0	80
Rashad Fenton	2	72	36.0	0	50
Total.....	14	378	27.0	0	80
Opponents.....	18	541	30.1	2	100

FUMBLE RETURNS	No.	Yds	Avg	TD	Long
Chris Moody	1	20	20.0	0	20
Total.....	1	20	20.0	0	20
Opponents.....	1	6	6.0	0	6

2016 South Carolina Statistics

SCORING	TD	FGs	PATs					DXP	SafPoints
			Kick	Rush	Rcv	Pass			
Elliott Fry	0	8-11	16-16	0-0	0	0-1	0	0	40
K.C. Crosby	3	0-0	0-0	0-0	0	0-0	0	0	18
Rico Dowdle	3	0-0	0-0	0-0	0	0-0	0	0	18
A.J. Turner	3	0-0	0-0	0-0	0	0-0	0	0	18
Deebo Samuel	2	0-0	0-0	0-0	0	0-0	0	0	12
Brandon McIlwain	2	0-0	0-0	0-0	0	0-0	0	0	12
David Williams	2	0-0	0-0	0-0	0	0-0	0	0	12
Bryan Edwards	2	0-0	0-0	0-0	0	0-0	0	0	12
Total.....	17	8-11	16-16	0-0	0	0-1	0	0	142
Opponents.....	21	8-13	20-20	0-0	0	0-1	0	0	170

FIELD GOALS	M-A	Pct	01-19	20-29	30-39	40-49	50+	Lg	Blk
Elliott Fry	8-11	72.7	0-0	1-1	3-3	3-5	1-2	55	0

FG SEQUENCE	South Carolina	OPPONENTS
Vanderbilt	(48),(55)	(36),45
Mississippi State	55	(27),(28)
East Carolina	(37), (39)	(32), (43), 25, (45)
Kentucky	(35)	(30)
Texas A&M	44, (43), 43, (43)	44, (35)
Georgia	-	-
UMass	-	32
Tennessee	(28)	58

Numbers in (parentheses) indicate field goal was made.

PUNTING	No.	Yds	Avg	Long	TB	FC	I20	50+	Blkd
Sean Kelly	51	2123	41.6	66	3	21	22	8	0
Total.....	51	2123	41.6	66	3	21	22	8	0
Opponents.....	39	1649	42.3	70	2	13	14	8	0

KICKOFFS	No.	Yds	Avg	TB	OB	Retn	Net	YdLn
Elliott Fry	31	1993	64.3	13	1			
Total.....	31	1993	64.3	13	1	541	36.4	28
Opponents.....	35	2193	62.7	18	3	378	39.0	26

TOTAL OFFENSE	G	Plays	Rush	Pass	Total	Avg/G
Brandon McIlwain	7	165	114	567	681	97.3
Perry Orth	4	106	-59	661	602	150.5
Jake Bentley	2	60	-16	368	352	176.0
A.J. Turner	8	75	328	0	328	41.0
Rico Dowdle	4	59	291	0	291	72.8
David Williams	6	41	186	0	186	31.0
Deebo Samuel	5	5	54	0	54	10.8
Sean Kelly	8	1	0	36	36	4.5
Hayden Hurst	8	1	0	9	9	1.1
Jamari Smith	7	2	7	0	7	1.0
Randrecous Davis	2	1	7	0	7	3.5
Rod Talley	7	1	2	0	2	0.3
TEAM	3	5	-8	0	-8	-2.7
Total.....	8	522	906	1641	2547	318.4
Opponents.....	8	589	1614	1446	3060	382.5

ALL PURPOSE	G	Rush	Rec	PR	KOR	IR	Tot	Avg/G
A.J. Turner	8	328	104	0	306	0	738	92.2
Deebo Samuel	5	54	345	8	0	0	407	81.4
Hayden Hurst	8	0	406	0	0	0	406	50.8
Bryan Edwards	7	0	341	0	0	0	341	48.7
Rico Dowdle	4	291	15	0	0	0	306	76.5
David Williams	6	186	32	0	0	0	218	36.3
K.C. Crosby	8	0	170	0	0	0	170	21.2
Brandon McIlwain	7	114	0	0	0	0	114	16.3
Rashad Fenton	7	0	0	8	72	0	80	11.4
Terry Googer	8	0	66	0	0	0	66	8.2
Randrecous Davis	2	7	45	0	0	0	52	26.0
Jacob August	8	0	52	0	0	0	52	6.5
Chavis Dawkins	6	0	35	0	0	0	35	5.8
T.J. Holloman	8	0	0	0	0	23	23	2.9
Chris Lammons	8	0	0	13	0	6	19	2.4
Kiel Pollard	7	0	18	0	0	0	18	2.6
Javon Charleston	8	0	12	0	0	0	12	1.5
Jamari Smith	7	7	0	0	0	0	7	1.0
Jamarcus King	8	0	0	2	0	0	2	0.2
Rod Talley	7	2	0	0	0	0	2	0.3
Antoine Wilder	8	0	0	0	0	1	1	0.1
TEAM	3	-8	0	0	0	0	-8	-2.7
Jake Bentley	2	-16	0	0	0	0	-16	-8.0
Perry Orth	4	-59	0	0	0	0	-59	-14.8
Total.....	8	906	1641	31	378	30	2986	373.2
Opponents.....	8	1614	1446	91	541	0	3692	461.5

2016 South Carolina Defensive Statistics

No.	DEFENSIVE LEADERS	GP	-----Tackles-----			TFL/Yds	-Sacks-	---Pass Def---			--Fumbles--		Blkd	Saf
			Solo	Ast	Total			No-Yards	Int-Yds	BrUp	QBH	Rcv-Yds		
24	D.J. Smith	8	38	12	50	3.0-7	.	1-0	.	.	1-0	.	.	.
4	Bryson Allen-Williams	8	26	22	48	7.0-24	1.0-7	.	1
11	T.J. Holloman	8	30	16	46	2.0-4	.	2-23	1	2	.	1	.	.
7	Jamarcus King	8	34	2	36	3.0-10	.	3-0	6	.	.	1	.	.
5	Darius English	8	21	14	35	7.5-52	6.5-51	.	1	4	1-0	2	.	.
28	Jonathan Walton	7	26	7	33	4.0-20	1.0-15	.	1	1	.	1	.	.
3	Chris Lammons	8	21	10	31	4.0-20	1.0-10	3-6	3	.	1-0	1	.	.
6	Chris Moody	8	18	11	29	1	1-20	.	.	.
93	Ulric Jones	8	5	23	28	0.5-1	.	.	2	.	.	.	1	.
8	Marquavius Lewis	8	16	12	28	2.0-9	.	.	.	2	1-0	.	.	.
90	Taylor Stallworth	8	10	17	27	2.0-10	1.0-9	.	1	1
16	Rashad Fenton	7	14	5	19	0.5-4	0.5-4	.	4	.	.	1	.	.
94	Kelsey Griffin	8	10	9	19	1.0-3	.	.	.	2	1-0	.	.	.
92	D.J. Wonnum	8	9	9	18	2.0-9	1.0-8	.	.	2
17	Chaz Elder	6	13	5	18	.	.	.	2
42	Jordan Diggs	8	7	11	18	1.0-3	.	.	1	.	.	1	.	.
18	Keir Thomas	8	9	5	14	2.0-9	1.0-4	.	.	1	.	1	.	.
95	Dante Sawyer	8	8	3	11	3.0-13	1.0-7	.	2	4	1-0	.	.	.
22	Steven Montac	6	8	3	11	.	.	.	1
44	T.J. Brunson	8	7	3	10	1
21	Antoine Wilder	8	8	1	9	1.0-3	.	1-1	.	.	.	1	.	.
26	Jasper Sasser	8	5	4	9
88	Javon Charleston	8	4	2	6
81	Hayden Hurst	8	2	1	3
23	Larenz Bryant	2	.	2	2	0.5-2	.	.	.	1
9	Sherrod Pittman	3	2	.	2
99	Abu Lamin	5	1	.	1
27	Toure Boyd	3	.	1	1
97	Kobe Smith	6	1	.	1
91	Shameik Blackshear	4	1	.	1	1.0-1
14	Jamari Smith	7	1	.	1
3	K.C. Crosby	8	1	.	1
5	Terry Googer	8	1	.	1
89	Bryan Edwards	7	1	.	1
15	Matrick Belton	7	1	.	1
35	Daniel Fennell	6	1	.	1
30	Darius Paulk	6	1	.	1
	Total.....	8	361	210	571	47-204	14-115	10-30	26	22	7-20	10	1	.
	Opponents.....	8	334	154	488	59.0-238	24-161	3-0	31	21	8-6	5	.	.

2016 South Carolina Defensive Statistics

TOTAL TACKLES	UA-A	TOT	VANDY	MSU	ECU	UK	TAMU	UGA	UMASS	UT	MIZ	UF	WCU	CU
D.J. Smith	38-12	50	3-2	3-3	7-1	2-2	8-1	1-1	10-2	4-0				
Bryson Allen-Williams	26-22	48	0-1	2-5	6-1	0-6	3-4	9-0	4-5	2-0				
T.J. Holloman	30-16	46	2-3	0-7	7-2	4-0	4-1	5-0	4-2	4-1				
Jamarcus King	34-2	36	3-0	5-0	6-0	4-1	6-1	3-0	2-0	5-0				
Darius English	21-14	35	2-2	1-4	0-2	7-1	3-0	3-3	2-0	3-2				
Jonathan Walton	26-7	33	5-1	2-3	5-0	2-3	4-0	4-0	DNP	4-0				
Chris Lammons	21-10	31	1-0	2-3	6-2	3-1	4-0	1-2	3-1	1-1				
Chris Moody	18-11	29	1-1	0-1	1-1	6-3	1-0	1-2	5-3	3-0				
Marquavius Lewis	16-12	28	5-2	1-3	2-0	2-2	0-3	4-1	2-1	-				
Ulric Jones	5-23	28	0-2	0-9	1-1	0-5	-	0-2	1-1	3-3				
Taylor Stallworth	10-17	27	2-2	0-6	1-1	2-2	2-3	2-0	1-0	0-3				
Rashad Fenton	14-5	19	1-0	4-0	3-0	1-3	2-1	DNP	-	3-1				
Kelsey Griffin	10-9	19	3-2	1-5	1-0	1-1	1-0	1-0	1-1	1-0				
Chaz Elder	13-5	18	6-1	0-1	DNP	DNP	1-0	5-1	1-1	0-1				
D.J. Wonnum	9-9	18	0-1	1-2	4-0	0-3	1-1	0-1	2-0	1-1				
Jordan Diggs	7-11	18	1-1	2-4	2-0	0-3	1-1	-	-	1-2				
Keir Thomas	9-5	14	1-2	-	2-0	1-0	3-2	0-1	2-0	-				
Steven Montac	8-3	11	DNP	DNP	5-1	1-0	1-0	0-1	0-1	1-0				
Dante Sawyer	8-3	11	0-1	1-0	-	2-1	-	2-0	2-0	1-1				
T.J. Brunson	7-3	10	-	-	0-1	-	4-0	1-1	2-1	-				
Antoine Wilder	8-1	9	-	-	4-1	-	2-0	1-0	1-0	-				
Jasper Sasser	5-4	9	-	4-4	-	-	-	-	1-0	-				
Javon Charleston	4-2	6	-	1-0	-	0-1	1-0	-	0-1	2-0				
Hayden Hurst	2-1	3	-	1-1	-	-	-	-	1-0	-				
Sherrod Pittman	2-0	2	-	DNP	DNP	DNP	DNP	2-0	-	DNP				
Larenz Bryant	0-2	2	DNP	DNP	DNP	DNP	DNP	DNP	0-2	-				
Bryan Edwards	1-0	1	-	1-0	-	-	DNP	-	-	-				
Terry Googer	1-0	1	-	-	-	1-0	-	-	-	-				
K.C. Crosby	1-0	1	-	1-0	-	-	-	-	-	-				
Kobe Smith	1-0	1	-	1-0	-	-	DNP	-	-	DNP				
Shameik Blackshear	1-0	1	DNP	1-0	DNP	-	DNP	DNP	-	-				
Toure Boyd	0-1	1	DNP	0-1	-	-	DNP	DNP	DNP	DNP				
Jamari Smith	1-0	1	-	-	-	-	-	DNP	-	1-0				
Daniel Fennell	1-0	1	-	-	1-0	-	-	-	DNP	DNP				
Abu Lamin	1-0	1	DNP	DNP	DNP	-	-	1-0	-	-				
Matrick Belton	1-0	1	1-0	-	-	-	DNP	-	-	-				
Darius Paulk	1-0	1	1-0	-	DNP	-	-	-	DNP	-				

2016 South Carolina Statistics

Team	1st		Rushing	Passing	Total Offense	Punts	Fumbles	Penalties	KO Ret.	Punt Ret.	Int. Ret.	3rd	Time of
	Score	Downs	No-Yds-TD	C-A-I-Yds-TD	Play-Yds-TD	No-Avg	No-Lost	No-Yds	No-Yds	No-Yds	No-Yds	Dns	Poss
SC	13	14	32-121-1	16-30-0-187-0	62-308-1	7-36.4	2-2	7-51	0-0	2-8	0-0	6-16	26:45
Vanderbilt	10	14	42-169-1	8-23-0-73-0	65-242-1	8-36.1	1-0	5-33	2-49	2-4	0-0	4-15	33:15
SC	14	18	31-34-0	20-39-1-209-2	70-243-2	7-49.1	1-1	6-70	3-62	0-0	1-16	6-17	30:05
Mississippi St.	27	24	45-290-0	20-30-1-195-3	75-485-3	4-49.5	1-0	6-60	1-14	4-37	1-0	6-14	29:55
East Carolina	15	34	33-119-0	44-58-2-400-1	91-519-1	2-41.5	2-2	8-75	2-38	1-0	0-0	5-14	38:25
SC	20	13	25-117-2	16-28-0-195-0	53-312-2	5-37.6	0-0	7-65	1-80	0-0	2-0	3-12	21:35
SC	10	16	35-91-1	15-30-0-177-0	65-268-1	8-37.4	0-0	5-45	2-38	1-5	1-0	3-13	27:20
Kentucky	17	23	50-216-2	11-19-1-135-0	69-351-2	5-40.8	3-1	4-30	1-32	1-8	0-0	4-13	32:40
Texas A&M	24	22	39-229-3	23-40-1-206-0	79-422-3	5-43.8	2-1	5-40	3-79	2-20	1-0	9-19	28:13
SC	13	21	35-161-1	22-35-1-217-0	70-378-1	5-36.8	3-1	3-20	1-19	2-5	1-0	3-14	31:47
Georgia	28	19	50-326-2	5-17-1-29-1	67-355-3	6-38.5	0-0	8-56	2-70	2-14	1-0	6-12	35:02
SC	14	13	26-30-2	26-36-1-288-0	62-318-2	5-49.4	3-2	5-42	3-69	0-0	1-1	2-13	24:58
UMass	28	23	37-142-1	20-42-2-247-3	79-389-4	3-35.0	2-2	8-77	4-109	1--2	0-0	8-17	28:04
SC	34	21	44-194-3	17-26-0-201-2	70-395-5	5-35.8	3-2	6-67	3-83	2-13	2-13	6-12	31:56
Tennessee	21	16	37-136-1	12-27-2-161-1	64-297-3	6-49.0	2-1	9-87	3-150	2-10	0-0	5-14	24:06
SC	24	19	49-158-1	15-21-0-167-2	70-325-3	9-42.8	0-0	7-77	1-27	0-0	2-0	5-16	35:54
Missouri													
SC													
SC													
Florida													
W. Carolina													
SC													
SC													
Clemson													

2016 South Carolina Game-by-Game Starters

South Carolina Offense

POS.	VANDY	MISS. ST.	ECU	UK	TAMU	GEORGIA	UMASS	TENNESSEE	MISSOURI	FLORIDA	WCU	CLEMSON
WR	Samuel	Samuel	Davis	Googer	Googer	Samuel	Samuel	Samuel				
WR	Edwards	Edwards	Edwards	Edwards	Dawkins	Edwards	Edwards	Edwards				
WR	J. Smith	August (TE)	Crosby (TE)	Crosby (TE)	Crosby (TE)	Crosby (TE)	Googer	Crosby (TE)				
TE	Hurst	Hurst	Hurst	Hurst	Hurst	Hurst	Hurst	Hurst				
LT	Zandi	Zandi	Zandi	Zandi	Zandi	Zandi	Zandi	Zandi				
LG	Bailey	Bailey	Bailey	Bailey	Bailey	Bailey	Bailey	Bailey				
OC	Helms	Knott	Knott	Knott	Knott	Knott	Knott	Knott				
RG	Stanley	Helms	Helms	Helms	Helms	Helms	Helms	Helms				
RT	Park	Camper	Park	Park	Young	Young	Young	Young				
QB	Orth	Orth	Mcllwain	Mcllwain	Mcllwain	Orth	Bentley	Bentley				
TB	Turner	Turner	Da. Williams	Turner	Turner	Dowdle	Da. Williams	Dowdle				

South Carolina Defense

POS.	VANDY	MISS. ST.	ECU	UK	TAMU	GEORGIA	UMASS	TENNESSEE	MISSOURI	FLORIDA	WCU	CLEMSON
DE	Lewis	Lewis	Lewis	Lewis	Lewis	Lewis	Lewis	Lewis				
DT	Stallworth	Stallworth	Stallworth	Stallworth	Stallworth	Stallworth	Stallworth	Stallworth				
DT	Griffin	Griffin	Jones	Jones	Thomas	Thomas	Jones	Jones				
DE	English	English	English	English	English	English	English	English				
LB	Holloman	Holloman	Holloman	Holloman	Walton	Holloman	Holloman	Holloman				
LB	Allen-Williams	Allen-Williams	Walton	Walton	Allen-Williams	Allen-Williams	Allen-Williams	Allen-Williams				
LB	Walton	Diggs (N)	Wilder (N)	Fenton (N)	Wilder (N)	Walton	Bryant	Wilder (N)				
CB	Fenton	Fenton	King	King	King	King	King	King				
S	D.J. Smith	D.J. Smith	Montac	D.J. Smith	D.J. Smith	D.J. Smith	D.J. Smith	D.J. Smith				
S	Elder	Elder	Moody	Moody	Moody	Moody	Moody	Moody				
CB	Lammons	Lammons	Lammons	Lammons	Lammons	Lammons	Lammons	Lammons				

2016 South Carolina Individual Statistics

Individual Rushing (Att-Yds/TD)

PLAYER	TOT	VANDY	MISS. ST.	ECU	UK	TAMU	GEORGIA	UMASS	TENN	MIZZOU	FLA	WCU	CU
A.J. Turner	75-328/2	13-70/0	16-32/0	6-13/0	12-42/1	10-113/1	11-30/0	-	7-28/0				
Rico Dowdle	59-291/3	DNP	DNP	DNP	DNP	9-47/0	7-30/1	16-87/1	27-127/1				
David Williams	41-186/2	5-7/0	DNP	7-67/0	9-33/0	2-3/0	DNP	15-69/2	3-7/0				
Brandon McIlwain	58-114/2	7-29/0	11-17/0	9-34/2	13-11/0	12-7/0	DNP	5-17/0	1--1/0				
Deebo Samuel	5-54/2	1-8/1	-	DNP	DNP	DNP	1-9/1	2-31/0	1-6/0				
Randrecous Davis	1-7/0	DNP	-	1-7/0	DNP	DNP	DNP	DNP	DNP				
Jamari Smith	2-7/0	-	-	-	1-5/0	1-2/0	DNP	-	-				
Rod Talley	1-2/0	-	1-2/0	DNP	-	-	-	-	-				
Jake Bentley	14--16/0	DNP	DNP	DNP	DNP	DNP	DNP	4--7/0	10--9/0				
TEAM	5--8/0	1--1/0	DNP	2--4/0	DNP	DNP	DNP	2--3/0	-				
Perry Orth	16--59/0	5-8/0	3--17/0	DNP	DNP	1--11/0	7--39/0	DNP	DNP				

Individual Passing (Cmp-Att-Int-Yds-TD)

	BENTLEY	HURST	KELLY	MCILWAIN	ORTH
Vanderbilt	DNP	-	-	5-11-0-35-0	11-19-0-152-0
Mississippi State	DNP	-	-	11-22-0-122-2	9-17-1-83-0
East Carolina	DNP	-	-	16-28-0-195-0	DNP
Kentucky	DNP	-	-	15-30-0-177-0	DNP
Texas A&M	DNP	1-1-0-9-0	1-1-0-36-0	9-15-1-34-0	11-18-0-138-0
Georgia	DNP	-	-	DNP	26-36-1-288-0
UMass	17-26-0-201-2	-	-	0-0-0-0-0	DNP
Tennessee	15-20-0-167-2	-	-	0-1-0-0-0	DNP
Missouri					
Florida					
Western Carolina					
Clemson					

Individual Receiving (Rec-Yds/TD)

PLAYER	TOT	VANDY	MISS. ST.	ECU	UK	TAMU	GEORGIA	UMASS	TENN	MIZZOU	FLA	WCU	CU
Hayden Hurst	32-406/0	2-17/0	8-68/0	2-43/0	7-84/0	5-90/0	6-86/0	1-9/0	1-9/0				
Deebo Samuel	24-345/0	2-36/0	2-30/0	DNP	DNP	DNP	4-90/0	8-106/0	8-83/0				
Bryan Edwards	27-341/2	8-101/0	2-38/0	5-68/0	2-16/0	DNP	3-35/0	3-42/1	4-41/1				
K.C. Crosby	17-170/3	1-6/0	3-14/1	4-31/0	-	4-51/0	3-17/0	1-16/1	1-35/1				
A.J. Turner	15-104/1	3-27/0	2-25/1	-	2-13/0	4-22/0	4-17/0	-	-				
Terry Googer	7-66/0	-	1-11/0	-	1-10/0	3-25/0	1-7/0	1-13/0	-				
Jacob August	5-52/0	-	1-10/0	2-5/0	1-29/0	-	1-8/0	-	-				
Randrecous Davis	3-45/0	DNP	1-13/0	2-32/0	DNP	DNP	DNP	DNP	DNP				
Chavis Dawkins	7-35/0	DNP	DNP	-	1-13/0	5-17/0	-	1-5/0	-				
David Williams	3-32/0	-	DNP	1-16/0	1-12/0	-	DNP	1-4/0	-				
Kiel Pollard	1-18/0	DNP	-	-	-	-	1-18/0	-	-				
Rico Dowdle	5-15/0	DNP	DNP	DNP	DNP	-	3-10/0	1-6/0	1--1/0				
Javon Charleston	1-12/0	-	-	-	-	1-12/0	-	-	-				

Game-by-Game Leaders

Opponent	Rushing	Passing	Receiving (No.)	Receiving (Yds.)	Tackles
Vanderbilt	Turner 13-70/0	Orth 11-19-0-152-0	Edwards 8-101-0	Edwards 8-101-0	Elder 6-1-7/Lewis 5-2-7
Mississippi State	Turner 16-32/0	McIlwain 11-22-0-126-2	Hurst 8-68-0	Hurst 8-68-0	Jones 0-9-9
East Carolina	Williams 7-67/0	McIlwain 16-28-0-195-0	Edwards 5-68-0	Edwards 5-68-0	Holloman 7-2-9
Kentucky	Turner 12-42/1	McIlwain 15-30-0-177-0	Hurst 7-84-0	Hurst 7-84-0	Moody 6-3-9
Texas A&M	Turner 10-113/1	Orth 11-18-0-138-0	Hurst 5-90-0/Dawkins 5-17/0	Hurst 5-90-0	D.J. Smith 8-1-9
Georgia	Dowdle 7-30-1/Turner 11-30-0	Orth 26-36-1-288-0	Hurst 6-86-0	Samuel 4-90-0	Allen-Williams 9-0-9
UMass	Dowdle 16-87-1	Bentley 17-26-0-201-2	Samuel 8-106-0	Samuel 8-106-0	D.J. Smith 10-2-12
Tennessee	Dowdle 27-127-1	Bentley 14-20-0-167-2	Samuel 8-83-0	Samuel 8-83-0	Jones 3-3-6
Missouri					
Florida					
Western Carolina					
Clemson					

2016 Scoring Drives

South Carolina

	Qtr	Plays	Yards	TOP	Result
Vanderbilt					
Fry 48-yard field goal	3	10	47	4:47	FG
Samuel 8-yard TD run	4	8	84	3:53	TD
Fry 55-yard field goal	4	7	36	3:09	FG
Mississippi State					
McIlwain 18-yard TD pass to Turner	3	12	80	5:22	TD
McIlwain 4-yard TD pass to Crosby	4	13	83	3:49	TD
East Carolina					
McIlwain 9-yard TD run	1	1	9	0:17	TD
McIlwain 10-yard TD run	1	6	84	2:00	TD
Fry 37-yard field goal	1	5	10	1:21	FG
Fry 39-yard field goal	4	6	54	2:18	FG
Kentucky					
Turner 12-yard TD run	2	10	80	4:43	TD
Fry 35-yard field goal	3	7	36	2:49	FG
Texas A&M					
Turner 75-yard TD run	1	1	75	0:13	TD
Fry 43-yard field goal	3	4	3	1:52	FG
Fry 43-yard field goal	4	8	57	2:25	FG
Georgia					
Samuel 9-yard TD run	3	12	90	5:06	TD
Dowdle 1-yard TD run	4	12	74	3:21	TD
Massachusetts					
Dowdle 1-yard TD run	1	9	76	2:41	TD
Williams 1-yard TD run	1	7	68	2:10	TD
Bentley 16-yard TD pass to Crosby	2	8	49	4:06	TD
Bentley 24-yard TD pass to Edwards	2	5	44	1:35	TD
Williams 1-yard TD run	3	5	38	2:08	TD
Tennessee					
Dowdle 1-yard TD run	1	10	73	4:30	TD
Bentley 17-yard TD pass to Edwards	2	3	31	0:59	TD
Fry 28-yard field goal	3	11	69	5:54	FG
Bentley 35-yard TD pass to Crosby	4	4	50	1:44	TD

Opponents

	Qtr	Plays	Yards	TOP	Result
Vanderbilt					
Openshaw 36-yard field goal	1	5	13	3:12	FG
Blasingame 1-yard TD run	2	13	67	6:06	TD
Mississippi State					
Fitzgerald 6-yard TD pass to Ross	1	7	55	2:27	TD
Ross 17-yard TD pass to Gray	2	9	63	3:00	TD
Thomas 3-yard TD pass to Fitzgerald	2	5	36	1:40	TD
Graves 27-yard field goal	2	7	68	1:07	FG
Graves 28-yard field goal	4	13	62	5:30	FG
East Carolina					
Plowman 32-yard field goal	1	11	62	4:21	FG
Plowman 43-yard field goal	2	13	51	5:01	FG
Plowman 45-yard field goal	4	7	20	2:30	FG
Anderson 4-yard TD pass to Nelson	4	13	75	3:55	TD
Kentucky					
MacGinnis 30-yard field goal	2	12	60	5:58	FG
Williams 43-yard TD run	3	5	75	2:15	TD
Snell Jr. 1-yard TD run	4	11	65	4:58	FG
Texas A&M					
Knight 4-yard TD run	1	7	75	2:16	TD
Williams 49-yard TD run	3	8	71	3:23	TD
White 2-yard TD run	4	9	52	3:09	TD
LaCamera 35-yard field goal	4	5	13	1:39	FG
Georgia					
Chubb 15-yard TD run	1	7	73	3:05	TD
Chubb 1-yard TD run	2	8	28	4:29	TD
Eason 6-yard TD pass to McKenzie	4	5	39	2:20	TD
Godwin 43-yard TD kickoff return	4	-	-	-	TD
Massachusetts					
Ford 14-yard TD pass to Breneman	2	14	92	6:09	TD
Ford 74-yard pass to Williams	3	1	74	0:13	TD
Ford 8-yard TD run	4	7	30	2:04	TD
Ford 18-yard TD pass to Breneman	4	15	74	3:28	TD
Tennessee					
Hurd 1-yard TD run	1	9	53	3:41	TD
Berry 100-yard TD kickoff return	3	-	-	-	TD
Dobbs 6-yard pass to Jennings	4	6	77	2:51	TD

2016 Explosive Plays

Running Plays (15+ Yards)

No.	Yds	Rusher	Opponent	Qtr	Play Result	Drive Result
1.	20	Turner	Vanderbilt	4	1st Down	TD
2.	17	Turner	Vanderbilt	4	1st Down	FG
3.	20	Williams	East Carolina	1	1st Down	TD
4.	15	Williams	East Carolina	2	1st Down	End of Half
5.	25	Williams	East Carolina	4	1st Down	End of Half
6.	75	Turner	Texas A&M	1	TD	TD
7.	22	Turner	Texas A&M	4	1st Down	FG
8.	33	Williams	Massachusetts	1	1st Down	TD
9.	23	Samuel	Massachusetts	3	1st Down	Punt
10.	16	Dowdle	Massachusetts	4	1st Down	Fumble
11.	16	Bentley	Tennessee	1	1st Down	TD
12.	40	Dowdle	Tennessee	3	1st Down	FG

Passing Plays (20+ Yards)

No.	Yds	Connection	Opponent	Qtr	Play Result	Drive Result
1.	30	Orth-Samuel	Vanderbilt	3	1st Down	FG
2.	33	Orth-Edwards	Vanderbilt	3	1st Down	Punt
3.	21	Orth-Samuel	Mississippi St.	3	1st Down	Miss FG
4.	22	McIlwain-Hurst	Mississippi St.	3	1st Down	TD
5.	24	McIlwain-Edwards	Mississippi St.	4	1st Down	TD
6.	42	McIlwain-Edwards	East Carolina	1	1st Down	TD
7.	26	McIlwain-Davis	East Carolina	3	1st Down	Punt
8.	36	McIlwain-Hurst	East Carolina	4	1st Down	FG
9.	30	McIlwain-Hurst	Kentucky	2	1st Down	TD
10.	29	McIlwain-August	Kentucky	3	1st Down	TD
11.	36	Kelly-Hurst	Texas A&M	3	1st Down	Miss FG
12.	28	Orth-Crosby	Texas A&M	4	1st Down	Miss FG
13.	22	Orth-Hurst	Texas A&M	4	1st Down	Downs
14.	20	Orth-Hurst	Georgia	1	2nd Down	Punt
15.	33	Orth-Samuel	Georgia	2	1st Down	Fumble
16.	39	Orth-Samuel	Georgia	3	1st Down	TD
17.	23	Orth-Edwards	Georgia	4	1st Down	Downs
18.	35	Orth-Hurst	Georgia	4	1st Down	TD
19.	47	Bentley-Samuel	Massachusetts	1	1st Down	TD
20.	24	Bentley-Edwards	Massachusetts	2	TD	TD
21.	25	Bentley-Samuel	Massachusetts	4	1st Down	End of Half
22.	21	Bentley-Samuel	Tennessee	1	1st Down	TD
23.	22	Bentley-Samuel	Tennessee	3	1st Down	FG
24.	35	Bentley-Crosby	Tennessee	4	TD	TD

Kick Returns (30+ yards)

Yds	Returner	Opponent	Qtr	Drive Result
80	Turner	East Carolina	1	TD
30	Turner	Georgia	3	Punt
50	Fenton	Massachusetts	2	Downs

Punt Returns (20+ yards)

Yds	Returner	Opponent	Qtr	Drive Result
-----	----------	----------	-----	--------------

INT/Fumble Returns (20+ yards)

Yds	Returner	Opponent	Qtr	Play	Drive Result
20	Moody	Texas A&M	3	Fumble	FG

Special Teams/Defensive Scores

Yds	Player	Opponent	Qtr	Play
-----	--------	----------	-----	------

2016 Game Highs

Carolina Team Game Highs

Rushes	44	vs Massachusetts (Oct 22, 2016)
Yards Rushing	194	vs Massachusetts (Oct 22, 2016)
Yards Per Rush	4.7	vs East Carolina (Sep 17, 2016)
TD Rushes	3	vs Massachusetts (Oct 22, 2016)
Pass attempts	39	at Mississippi State (Sep 10, 2016)
Pass completions	26	vs Georgia (Oct 09, 2016)
Yards Passing	288	vs Georgia (Oct 09, 2016)
Yards Per Pass	8.0	vs Georgia (Oct 09, 2016)
TD Passes	2	at Mississippi State (Sep 10, 2016) vs Massachusetts (Oct 22, 2016) vs Tennessee (Oct 29, 2016)
Total Plays	70	at Mississippi State (Sep 10, 2016) vs Texas A&M (Oct 1, 2016) vs Massachusetts (Oct 22, 2016) vs Tennessee (Oct 29, 2016)
Total Offense	395	vs Massachusetts (Oct 22, 2016)
Yards Per Play	5.9	vs East Carolina (Sep 17, 2016)
Points	20	vs East Carolina (Sep 17, 2016)
Sacks By	4	vs East Carolina (Sep 17, 2016) 4 at Kentucky (Sep 24, 2016)
First Downs	21	vs Texas A&M (Oct 1, 2016) 21 vs Massachusetts (Oct 22, 2016)
Penalties	7	at Vanderbilt (Sep 01, 2016) vs East Carolina (Sep 17, 2016) vs Tennessee (Oct 29, 2016)
Penalty Yards	70	at Mississippi State (Sep 10, 2016)
Turnovers	3	vs Georgia (Oct 09, 2016)
Interceptions By	2	vs East Carolina (Sep 17, 2016) vs Massachusetts (Oct 22, 2016) vs Tennessee (Oct 29, 2016)
Punts	9	vs Tennessee (Oct 29, 2016)
Punting Avg	49.4	vs Georgia (Oct 09, 2016)
Long Punt	66	at Mississippi State (Sep 10, 2016)
Punts inside 20	5	at Kentucky (Sep 24, 2016)
Long Punt Return	19	vs Massachusetts (Oct 22, 2016)

Carolina Individual Game Highs

Rushes	27	Rico Dowdle vs Tennessee (Oct 29, 2016)
Yards Rushing	127	Rico Dowdle vs Tennessee (Oct 29, 2016)
TD Rushes	2	Brandon McIlwain vs ECU (Sep 17, 2016) David Williams vs UMass (Oct 22, 2016)
Long Rush	75	A.J. Turner vs Texas A&M (Oct 01, 2016)
Pass attempts	36	Perry Orth vs Georgia (Oct 09, 2016)
Pass completions	26	Perry Orth vs Georgia (Oct 09, 2016)
Yards Passing	288	Perry Orth vs Georgia (Oct 09, 2016)
TD Passes	2	Brandon McIlwain at Miss. State (Sep 10, 2016) Jake Bentley vs Massachusetts (Oct 22, 2016) Jake Bentley vs Tennessee (Oct 29, 2016)
Long Pass	47	Jake Bentley vs Massachusetts (Oct 22, 2016)
Receptions	8	Bryan Edwards at Vanderbilt (Sep 01, 2016) Hayden Hurst at Mississippi St. (Sep 10, 2016) Deebo Samuel vs Massachusetts (Oct 22, 2016) Deebo Samuel vs Tennessee (Oct 29, 2016)
Yards Receiving	106	Deebo Samuel vs Massachusetts (Oct 22, 2016)
TD Receptions	1	6 players tied
Long Reception	47	Deebo Samuel vs Massachusetts (Oct 22, 2016)
Field Goals	2	Elliott Fry at Vanderbilt (Sep 01, 2016) Elliott Fry vs East Carolina (Sep 17, 2016) Elliott Fry vs Texas A&M (Oct 01, 2016)
Long Field Goal	55	Elliott Fry at Vanderbilt (Sep 01, 2016)
Punts	9	Sean Kelly vs Tennessee (Oct 29, 2016)
Punting Avg	49.4	Sean Kelly vs Georgia (Oct 09, 2016)
Long Punt	66	Sean Kelly at Mississippi State (Sep 10, 2016)
Punts inside 20	5	Sean Kelly at Kentucky (Sep 24, 2016)
Long Punt Return	19	Chris Lammons vs UMass (Oct 22, 2016)
Long Kickoff Return	80	A.J. Turner vs East Carolina (Sep 17, 2016)
Tackles	12	D.J. Smith vs Massachusetts (Oct 22, 2016)
Sacks	3.0	Darius English at Kentucky (Sep 24, 2016)
Tackles For Loss	3.0	Darius English at Kentucky (Sep 24, 2016)
Interceptions	2	Jamarcus King vs Tennessee (Oct 29, 2016)

Opponent Team Game Highs

Rushes	50	at Kentucky (Sep 24, 2016) vs Georgia (Oct 09, 2016)
Yards Rushing	326	vs Georgia (Oct 09, 2016)
Yards Per Rush	6.5	vs Georgia (Oct 09, 2016)
TD Rushes	3	vs Texas A&M (Oct 1, 2016)
Pass attempts	58	vs East Carolina (Sep 17, 2016)
Pass completions	44	vs East Carolina (Sep 17, 2016)
Yards Passing	400	vs East Carolina (Sep 17, 2016)
Yards Per Pass	7.1	at Kentucky (Sep 24, 2016)
TD Passes	3	at Mississippi State (Sep 10, 2016) 3 vs Massachusetts (Oct 22, 2016)
Total Plays	91	vs East Carolina (Sep 17, 2016)
Total Offense	519	vs East Carolina (Sep 17, 2016)
Yards Per Play	6.5	at Mississippi State (Sep 10, 2016)
Points	28	vs Georgia (Oct 09, 2016) 28 vs Massachusetts (Oct 22, 2016)
Sacks By	6	vs Tennessee (Oct 29, 2016)
First Downs	34	vs East Carolina (Sep 17, 2016)
Penalties	9	vs Tennessee (Oct 29, 2016)
Penalty Yards	87	vs Tennessee (Oct 29, 2016)
Turnovers	4	vs East Carolina (Sep 17, 2016) 4 vs Massachusetts (Oct 22, 2016)
Interceptions By	1	at Mississippi State (Sep 10, 2016) vs Texas A&M (Oct 1, 2016) 1 vs Georgia (Oct 09, 2016)
Punts	8	at Vanderbilt (Sep 01, 2016)
Punting Avg	49.5	at Mississippi State (Sep 10, 2016)
Long Punt	68	at Mississippi State (Sep 10, 2016)
Punts inside 20	3	at Mississippi State (Sep 10, 2016) 3 vs Georgia (Oct 09, 2016)
Long Punt Return	16	at Mississippi State (Sep 10, 2016)

Opponent Individual Game Highs

Rushes	28	Marquis Young vs Massachusetts (Oct 22, 2016)
Yards Rushing	195	Nick Fitzgerald, at Miss. State (Sep 10, 2016)
TD Rushes	2	Nick Chubb, vs Georgia (Oct 09, 2016)
Long Rush	74	Nick Fitzgerald, at Miss. State (Sep 10, 2016)
Pass attempts	58	Philip Nelson, vs East Carolina (Sep 17, 2016)
Pass completions	44	Philip Nelson, vs East Carolina (Sep 17, 2016)
Yards Passing	400	Philip Nelson, vs East Carolina (Sep 17, 2016)
TD Passes	3	Andrew Ford vs Massachusetts (Oct 22, 2016)
Long Pass	74	Andrew Ford vs Massachusetts Oct 22, 2016)
Receptions	22	Zay Jones, vs East Carolina (Sep 17, 2016)
Yards Receiving	190	Zay Jones, vs East Carolina (Sep 17, 2016)
TD Receptions	2	Adam Breneman vs UMass (Oct 22, 2016)
Long Reception	74	Jalen Williams vs Massachusetts (Oct 22, 2016)
Field Goals	3	Davis Plowman, vs ECU (Sep 17, 2016)
Long Field Goal	45	Davis Plowman, vs ECU (Sep 17, 2016)
Punts	6	Sam Loy, at Vanderbilt (Sep 01, 2016) Marshall Long, vs Georgia (Oct 09, 2016) Trevor Daniel, vs Tennessee (Oct 29, 2016)
Punting Avg	49.5	Logan Cooke, at Miss. State (Sep 10, 2016)
Long Punt	70	Trevor Daniel, vs Tennessee (Oct 29, 2016)
Punts inside 20	3	Logan Cooke, at Miss. State (Sep 10, 2016)
Long Punt Return	16	Fred Ross, at Miss. State (Sep 10, 2016)
Long Kickoff Return	100	Evan Berry, vs Tennessee (Oct 29, 2016)
Tackles	12	Z. Cunningham, at Vanderbilt (Sep 01, 2016)
Sacks	3.0	Derek Barnett, vs Tennessee (Oct 29, 2016)
Tackles For Loss	3.5	Daeshon Hall, vs Texas A&M (Oct 01, 2016)
Interceptions	1	Jamal Peters, at Mississippi State (Sep 10, 2016) Armani Watts, vs Texas A&M (Oct 01, 2016) Malkom Parrish, vs Georgia (Oct 09, 2016)

2016 Game Recaps

GM
1

South Carolina 13
Vanderbilt 10



September 1, 2016
Vanderbilt Stadium
Nashville, Tenn.
30,304



South Carolina	0	0	3	10	13
Vanderbilt	3	7	0	0	10

Scoring Summary

1st	6:09	VU	Openshaw 36-yard field goal (5-13-3:23)	0-3
2nd	14:28	VU	Blasingam 1-yard run (Openshaw kick) (13-67-6:06)	0-10
3rd	4:43	SC	Fry 48-yard field goal (10-47-4:47)	3-10
4th	7:30	SC	Samuel 8-yard run (Fry kick) (9-84-3:53)	10-10
4th	0:35	SC	Fry 55-yard field goal (7-36-3:09)	13-10

Team Statistics

	SC	VU
First Downs	14	14
Rushing	4	9
Passing	10	4
Penalty	0	1
Net Yards Rushing	121	169
Rushing Attempts	32	42
Net Yards Passing	187	73
Cmp.-Att.-Int.	16-30-0	8-23-0
Total Offense Yards	308	242
Total Offense Plays	62	65
Fumbles: No.-Lost	2-2	1-0
Penalties: No.-Yards	7-51	5-33
Punts-Yards	7-279	8-297
Avg. Yards Per Punt	39.9	37.1
Punt Returns: No.-Yards	2-8	2-4
Kickoff Returns: No.-Yards	0-0	2-49
Interceptions: No.-Yards	0-0	0-0
Possession Time	26:45	33:15
Third Down Conversions	6-16	4-15
Fourth Down Conversions	0-0	0-1
Red Zone Scores-Chances	1-3	2-2
Sacks By: No.-Yards	1-10	0-0
PAT Kicks	1-1	1-1
Field Goals	2-2	1-2

Individual Statistics

RUSHING: SC: Turner 13-70; McIlwain 7-29; Samuel 1-8; Orth 5-8; Da. Williams 5-7. **VU:** Webb 20-97; Blasingam 15-68; Sherfield 1-9; Freebeck 2-7; Lipscomb 1-(-1); Tennyson 1-(-3); Shurmur 2-(-8).

PASSING: SC: Orth 11-19-0-152; McIlwain 5-11-0-35. **VU:** Shurmur 8-22-0-73; Freebeck 0-1-0-0.

RECEIVING: SC: Edwards 8-101; Turner 3-27; Samuel 2-36; Hurst 2-17; Crosby 1-6. **VU:** Webb 3-28; Duncan 2-24; Lipscomb 1-15; Nathan 1-6; Blasingam 1-0.

PUNT RETURNS: SC: Samuel 2-8. **VU:** Duncan 2-4.

KICKOFF RETURNS: SC: None. **VU:** Webb 2-49.

INTERCEPTION RETURNS: SC: None. **VU:** None.

NASHVILLE, Tenn. — In head coach Will Muschamp's first game at South Carolina (1-0, 1-0 SEC), the Gamecocks posted the final 13 points to claim a 13-10 road win in Southeastern Conference play at Vanderbilt (0-1, 0-1 SEC) on Thursday night at Vanderbilt Stadium.

After a 16-yard reception by freshman Bryan Edwards from senior Perry Orth and a 17-yard run by freshman A.J. Turner set him up, senior Elliott Fry stepped up and hit a career-long 55-yard field goal to give South Carolina the lead with 35 seconds remaining in the opener.

South Carolina broke onto the scoreboard midway through the third quarter when Fry hit a 48-yard field goal to cut Vandy's lead to 10-3. Orth connected with sophomore Deebo Samuel for the big play of the drive, as the duo's pass went for 30 yards to get the Gamecocks into Vanderbilt territory.


The Gamecocks tied the contest with 7:30 to go when Samuel swept around the left end and touched the pylon for the eight-yard scoring run. Orth completed five passes to start the drive and ran for a nine-yard gain, while Turner rushed twice for 25 yards, including the 20-yard scamper to set up Samuel's score.

Vanderbilt opened the scoring with a 36-yard field goal from Tommy Openshaw after the Commodores took advantage of a muffed punt by the Gamecocks, setting up the 13-yard scoring drive. That lead grew to 10-0 32 seconds into the second quarter when Khari Blasingam punctuated the 13-play, 67-yard drive with a one-yard touchdown run.

The Gamecocks looked like they would draw within one score as they drove inside Vanderbilt's 20-yard line later in the second quarter. But the Commodores' Oren Burks forced a fumble after a five-yard SC run, and Charles Wright covered it up to give Vandy back the ball.

With less than four minutes remaining in the game, Vanderbilt drove into Gamecock territory and set up a 45-yard field goal from the middle of the field, but the chance hooked left, giving South Carolina the chance to drive the field and claim the win.

On Vanderbilt's last possession, Gamecock defensive linemen Taylor Stallworth and Darius English combined for a sack of Commodore quarterback Kyle Shurmur to help close out the victory.



2016 Game Recaps

GM
2

Mississippi State 27 South Carolina 14



September 10, 2016
Davis Wade Stadium
Mississippi State, Miss
57,763



STARKVILLE, MISS. — South Carolina (1-1, 1-1 SEC) looked stronger in the second half for the second-straight week, but it couldn't overcome Mississippi State's first-half tally, as the Bulldogs claimed a 27-14 win on Saturday night at Davis Wade Stadium.

Mississippi State (1-1, 1-0 SEC) claimed a 24-0 lead in the first half, using a trio of three-minute-or-less drives to take the lead. Fred Ross had a hand in the first two scoring plays, as the running back caught a six-yard pass to end the first drive before throwing a 17-yard pass to Donald Gray for the second touchdown.

Bulldog quarterback Nick Fitzgerald tossed the first and third scores, the latter to Jordan Thomas for a three-yard strike late in the second to make it 21-0. Westin Graves ended the first half with the first of his two field goals, the first coming from 27 yards out.

Freshman Brandon McIlwain engineered the Gamecocks' first scoring drive of the game late in the third quarter. The 12-play, 80-yard drive saw McIlwain run for 22 yards and throw for 58, including an 18-yard toss to A.J. Turner for the score. On the drive, the freshman was 4-for-6 from the air.

After the Bulldogs' Graves made it 27-7 with a 28-yard field goal early in the fourth quarter, the Gamecocks cut the lead to 27-14 after a 13-play, 83-yard drive led again by McIlwain. The freshman again accounted for every yard for South Carolina, ending the drive with a four-yard completion to K.C. Crosby.



South Carolina	0	0	7	7	14
Mississippi St.	7	17	0	3	27

Scoring Summary

1st	11:00	MSU	Ross 6-yard pass from Fitzgerald (Graves kick) (7-55-2:27)	0-7
2nd	12:25	MSU	Gray 17-yard pass from Ross (Graves kick) (9-63-3:00)	0-14
2nd	3:21	MSU	Thomas 3-yard pass from Fitzgerald (Graves kick) (5-36-1:40)	0-21
2nd	0:00	MSU	Graves 27-yard field goal (7-68-1:07)	0-24
3rd	0:05	SC	Turner 18-yard pass from McIlwain (Fry kick) (12-80-5:22)	7-24
4th	9:30	MSU	Graves 28-yard field goal (13-62-5:30)	7-27
4th	2:37	SC	Crosby 4-yard pass from McIlwain (Fry kick) (13-83-3:49)	14-27

Team Statistics

	SC	MSU
First Downs	18	24
Rushing	5	12
Passing	12	9
Penalty	1	3
Net Yards Rushing	34	290
Rushing Attempts	31	45
Net Yards Passing	209	195
Cmp.-Att.-Int.	20-39-1	20-30-1
Total Offense Yards	243	485
Total Offense Plays	70	75
Fumbles: No.-Lost	1-1	1-0
Penalties: No.-Yards	6-70	6-60
Punts-Yards	7-344	4-198
Avg. Yards Per Punt	49.1	49.5
Punt Returns: No.-Yards	0-0	4-37
Kickoff Returns: No.-Yards	3-62	1-14
Interceptions: No.-Yards	1-16	1-0
Possession Time	30:05	29:55
Third Down Conversions	6-17	6-14
Fourth Down Conversions	3-3	0-2
Red Zone Scores-Chances	2-2	5-8
Sacks By: No.-Yards	0-0	4-33
PAT Kicks	2-2	3-3
Field Goals	0-1	2-2

Individual Statistics

RUSHING: SC: Turner 16-32; McIlwain 11-17; Talley 1-2; Orth 3-(-17). **MSU:** Fitzgerald 17-195; Holloway 15-48; Shumpert 5-28; Williams 5-21; Mixon 1-2; Cooke 1-(-2).

PASSING: SC: Orth 9-17-1-83; McIlwain 11-22-0-126. **MSU:** Fitzgerald 19-29-1-178; Ross 1-1-0-17.

RECEIVING: SC: Hurst 8-68; Crosby 3-14; Edwards 2-38; Samuel 2-30; Turner 2-25; Davis 1-13; Googer 1-11; August 1-10. **MSU:** Ross 6-56; Gray 4-54; Myles 3-45; Holloway 3-17; Thomas 2-7; Couch 1-17; Johnson 1-(-1).

PUNT RETURNS: SC: None. **MSU:** Ross 4-37.

KICKOFF RETURNS: SC: Turner 3-62. **MSU:** Gray 1-14.

INTERCEPTION RETURNS: SC: Holloman 1-16. **MSU:** Peters 1-0.

2016 Game Recaps

GM
3

South Carolina 20
East Carolina 15



September 17, 2016
Williams-Brice Stadium
Columbia, S.C.
80,384



COLUMBIA, S.C. — The South Carolina Gamecocks (2-1) held on after a big first quarter to claim a 20-15 win over East Carolina (2-1) on Saturday afternoon at Williams-Brice Stadium.

South Carolina jumped out to a 17-0 lead, putting the first touchdown on the board just 17 seconds into the contest. Freshman quarterback Brandon McIlwain ran in the first score from nine yards out after A.J. Turner posted an 80-yard return on the game's opening kickoff.

McIlwain and the Gamecocks put together their second touchdown drive on their second possession, with the signal-caller capping the drive with a 10-yard run. The freshman connected with fellow rookie Bryan Edwards on the drive's big play, as Edwards brought down the 42-yard reception. David Williams followed that with a 20-yard run to set up McIlwain's score.

Senior Elliott Fry posted the first of three field goals that wrapped the first half, his from 37 to make it 17-0 halfway through the first quarter. East Carolina got two field goals of their own before halftime, one in each quarter, to make it 17-6. Davis Plowman hit from 32 and 43 yards for the Pirates.

Junior Jamarcus King had the biggest defensive play of the half, picking off a third-and-goal pass from the one to deny the Pirates a touchdown.

The Gamecock defense made big plays in the second half. Junior Chris Lammons made an interception at the one to stop East Carolina's first drive of the third quarter. On the Pirates' next possession, they drove to the Gamecock 8. The attempted 25-yard field goal was blocked by junior Ulric Jones, negating another ECU scoring chance.

Both teams hit field goals in the fourth quarter, Plowman a 45-yarder and Fry a 39-yarder. East Carolina drew within five points after a late four-yard touchdown pass from Phillip Nelson to Devin Anderson. The two-point conversion failed, and Hayden Hurst recovered the onside kick to get the ball and the win for South Carolina.



East Carolina	3	3	0	9	15
South Carolina	17	0	0	3	20

Scoring Summary

1st	14:43	SC	McIlwain 9-yard run (Fry kick) (1-9-0:17)	7-0
1st	10:47	SC	McIlwain 10-yard run (Fry kick) (6-84-2:00)	14-0
1st	7:58	SC	Fry 37-yard field goal (5-10-1:21)	17-0
1st	3:37	ECU	Plowman 32-yard field goal (11-62-4:21)	17-3
2nd	12:05	ECU	Plowman 43-yard field goal (13-51-5:01)	17-6
4th	8:42	ECU	Plowman 45-yard field goal (7-20-2:30)	17-9
4th	6:24	SC	Fry 39-yard field goal (6-54-2:18)	20-9
4th	2:29	ECU	Anderson 4-yard pass from Nelson (pass failed) (13-75-3:55)	20-15

Team Statistics

	ECU	SC
First Downs	34	13
Rushing	6	3
Passing	24	8
Penalty	4	2
Net Yards Rushing	119	117
Rushing Attempts	33	25
Net Yards Passing	400	195
Cmp.-Att.-Int.	44-58-2	16-28-0
Total Offense Yards	519	312
Total Offense Plays	91	53
Fumbles: No.-Lost	2-2	0-0
Penalties: No.-Yards	8-75	7-65
Punts-Yards	2-83	5-188
Avg. Yards Per Punt	41.5	37.6
Punt Returns: No.-Yards	1-0	0-0
Kickoff Returns: No.-Yards	2-38	1-80
Interceptions: No.-Yards	0-0	2-0
Possession Time	38:25	21:35
Third Down Conversions	5-14	3-12
Fourth Down Conversions	2-2	1-2
Red Zone Scores-Chances	2-6	4-5
Sacks By: No.-Yards	0-0	4-31
PAT Kicks	0-0	2-2
Field Goals	3-4	2-2

Individual Statistics

RUSHING: ECU: Summers 11-71; Scott 10-48; Jones 2-11; Anderson 1-1; Nelson 9-(-12). **SC:** Da. Williams 7-67; McIlwain 9-34; Turner 6-18; Davis 1-7; Team 2-(-4).

PASSING: ECU: Nelson 44-58-2-400. **SC:** McIlwain 16-28-0-195.

RECEIVING: ECU: Jones 22-190; Johnson 7-59; Anderson 5-33; Farrier 3-58; Williams 2-44; Baggett 2-18; Scott 2-4; Summers 1-(-6). **SC:** Edwards 5-68; Crosby 4-31; Hurst 2-43; Davis 2-32; August 2-5; Da. Williams 1-16.

PUNT RETURNS: ECU: Johnson 1-0. **SC:** None.

KICKOFF RETURNS: ECU: Johnson 2-38. **SC:** Turner 1-80.

INTERCEPTION RETURNS: ECU: None. **SC:** King 1-0; Lammons 1-0.

2016 Game Recaps

GM
4

Kentucky 17 South Carolina 10



September 24, 2016
Commonwealth Stadium
Lexington, Ky.
51,702



LEXINGTON, Ky. — South Carolina (2-2, 1-2 SEC) fell in a close contest at Kentucky (2-2, 1-1 SEC) on Saturday night at Commonwealth Stadium.

Kentucky retook the lead with 10:21 to play when Benny Snell capped an 11-play, 65-yard drive with a one-yard score. Snell ran for 50 of the drive's 65 yards on the drive on nine carries.


The Gamecocks had one last chance, getting the ball with 4:23 to go. Freshman quarterback Brandon McIlwain led the Gamecocks to three first downs, but Kentucky buckled down and stopped the drive.

Kentucky finished a drive that took the final third of the first quarter early in the second with Austin McGinnis' 30-yard field goal. Stanley Williams had three passes of over 10 yards as part of the 12-play drive, two coming on third down.

The Gamecocks answered on redshirt freshman A.J. Turner's 12-yard run with 5:44 left in the second quarter, taking a 7-3 advantage. The running back ran it five times on the drive, breaking free on the right side to cap the drive. Sophomore tight end Hayden Hurst set up the score with his 30-yard reception of McIlwain's pass.

The Wildcats started the second half fast, taking the 10-7 lead after Stanley Williams scampered for a 43-yard touchdown. Stephen Johnson completed two passes for first downs on the five-play drive, both to Jeff Badet for 28 and 11 yards, respectively. He also recovered his own fumble on the play before Williams' score.

South Carolina knotted things at 10-10 with seconds left in the third quarter on senior Elliott Fry's 35-yard field goal. McIlwain connected with tight ends Hurst and Jacob August on the drive, the latter hauling in a 29-yard pass to get the Gamecocks deep into Kentucky territory.



South Carolina	0	7	3	0	10
Kentucky	0	3	7	7	17

Scoring Summary

2nd	14:15	UK	MacGinnis 30-yard field goal (12-60-5:58)	0-3
2nd	3:21	SC	Turner 12-yard run (Fry kick) (10-80-4:23)	7-3
3rd	12:45	UK	Williams 43-yard run (MacGinnis kick) (5-75-2:15)	7-10
3rd	0:19	SC	Fry 35-yard field goal (7-36-2:49)	10-10
4th	10:21	UK	Snell 1-yard run (11-65-4:58)	10-17

Team Statistics

	SC	UK
First Downs	16	23
Rushing	5	14
Passing	10	7
Penalty	1	2
Net Yards Rushing	91	216
Rushing Attempts	35	50
Net Yards Passing	177	135
Cmp.-Att.-Int.	15-30-0	11-19-1
Total Offense Yards	268	351
Total Offense Plays	65	69
Fumbles: No.-Lost	0-0	3-1
Penalties: No.-Yards	5-45	4-30
Punts-Yards	8-344	5-198
Avg. Yards Per Punt	37.4	40.8
Punt Returns: No.-Yards	1-5	1-8
Kickoff Returns: No.-Yards	2-38	1-32
Interceptions: No.-Yards	1-0	0-0
Possession Time	27:20	32:40
Third Down Conversions	3-13	4-13
Fourth Down Conversions	0-1	1-1
Red Zone Scores-Chances	2-2	2-2
Sacks By: No.-Yards	4-37	4-30
PAT Kicks	1-1	2-2
Field Goals	1-1	1-1

Individual Statistics

RUSHING: **SC:** Turner 12-42; Da. Williams 9-33; McIlwain 13-11; J. Smith 1-5. **UK:** Williams 15-123; Snell 16-73; Kemp 4-16; Johnson 13-6; Team 2-(-2).

PASSING: **SC:** McIlwain 15-30-0-177. **UK:** Johnson 11-19-1-135.

RECEIVING: **SC:** Hurst 7-84; Edwards 2-16; Turner 2-13; August 1-29; Dawkins 1-13; Da, Williams 1-12; Googer 1-10. **UK:** Johnson 4-38; Badet 2-39; Timmons 2-30; Richardson 1-19; Conrad 1-8; Ross 1-1.

PUNT RETURNS: **SC:** Fenton 1-5. **UK:** Walker 1-8.

KICKOFF RETURNS: **SC:** Turner 2-38. **UK:** Snell 1-32.

INTERCEPTION RETURNS: **SC:** D.J. Smith 1-0. **UK:** None.

2016 Game Recaps

GM
5

#9/10 Texas A&M 24 South Carolina 13



October 1, 2016
Williams-Brice Stadium
Columbia, S.C.
78,245



COLUMBIA, S.C. — No. 9/10 Texas A&M (5-0, 3-0 SEC) picked up a hard-fought 24-13 win on the road at South Carolina on Saturday afternoon at Williams-Brice Stadium.

The Aggies posted a touchdown on their first drive of each half, with Trayveon Williams scoring on a 49-yard scamper to start the third quarter and hand Texas A&M a lead it would never relinquish.

Later in the third quarter, senior Darius English forced a fumble on his sack of Aggie quarterback Trevor Knight, and senior Chris Moody returned it 20 yards deep into Texas A&M territory. From there, the Gamecocks cut the lead to 14-10 on senior Elliott Fry's 43-yard field goal.

Texas A&M posted its third touchdown on its first possession of the fourth quarter. James White punctuated the 52-yard drive with his two-yard dive into the end zone, making it 21-10 Aggies. Fry again brought the Gamecocks closer with a 43-yard field goal, bringing the Gamecocks within a score at 21-13. Daniel LaCamera put the game out of reach with a 35-yard field goal to put a cap on the scoring, 24-13.

Both teams got off to a hot start, the Gamecocks striking first on freshman A.J. Turner's 75-yard run on the first play from scrimmage. The Aggies answered just over two minutes later when Knight capped the 75-yard drive with a four-yard run. Knight went 5-for-5 on the drive in the air, including hitting Jeremy Tabuyo for receptions of 33 and 18 yards.

Neither team scored the rest of the half, however. The Gamecocks did control the ball for nearly 17 minutes in the first half.



Texas A&M	7	0	7	10	24
South Carolina	7	0	3	3	13

Scoring Summary

1st	14:47	SC	Turner 75-yard run (Fry kick) (1-75-0:13)	7-0
1st	12:31	TAMU	Knight 4-yard run (LaCamera kick) (7-75-2:16)	7-7
3rd	11:37	TAMU	Williams 49-yard run (LaCamera kick) (8-71-3:23)	7-14
3rd	3:14	SC	Fry 43-yard field goal (4-3-1:52)	10-14
4th	11:40	TAMU	White 2-yard run (LaCamera kick) (9-52-3:09)	10-21
4th	4:23	SC	Fry 43-yard field goal (8-57-2:25)	13-21
4th	1:41	TAMU	LaCamera 35-yard field goal (5-13-1:39)	13-24

Team Statistics

	TAMU	SC
First Downs	22	21
Rushing	11	8
Passing	11	11
Penalty	0	2
Net Yards Rushing	216	161
Rushing Attempts	39	35
Net Yards Passing	206	217
Cmp.-Att.-Int.	23-40-1	22-35-1
Total Offense Yards	422	378
Total Offense Plays	79	70
Fumbles: No.-Lost	2-1	3-1
Penalties: No.-Yards	5-40	3-20
Punts-Yards	5-224	5-204
Avg. Yards Per Punt	44.8	40.8
Punt Returns: No.-Yards	2-20	2-5
Kickoff Returns: No.-Yards	3-79	1-19
Interceptions: No.-Yards	1-0	1-0
Possession Time	28:13	31:47
Third Down Conversions	9-19	3-14
Fourth Down Conversions	1-2	1-2
Red Zone Scores-Chances	3-3	0-2
Sacks By: No.-Yards	3-23	1-2
PAT Kicks	3-3	1-1
Field Goals	1-2	2-4

Individual Statistics

RUSHING: TAMU: Williams 14-98; Knight 12-84; White 9-27; Kirk 2-7; Ford 1-3; Team 1-(-3). **SC:** Turner 10-113; Dowdle 9-47; McIlwain 12-7; Da. Williams 2-3; J. Smith 1-2; Orth 1-(-11).

PASSING: TAMU: Knight 23-40-1-206. **SC:** Orth 11-18-0-138; McIlwain 9-15-1-34; Kelly 1-1-0-36; Hurst 1-1-0-9.

RECEIVING: TAMU: Kirk 12-61; Tabuyo 4-89; Reynolds 3-29; Williams 2-14; Iheanacho 2-13. **SC:** Hurst 5-90; Dawkins 5-17; Crosby 4-51; Turner 4-22; Googer 3-25; Charleston 1-12.

PUNT RETURNS: TAMU: Kirk 2-20. **SC:** Fenton 1-3; King 1-2.

KICKOFF RETURNS: TAMU: Evans 3-79. **SC:** Turner 1-19.

INTERCEPTION RETURNS: TAMU: Watts 1-0. **SC:** Lammons 1-0.

2016 Game Recaps

**GM
6**

Georgia 28
South Carolina 14



October 9, 2016
Williams-Brice Stadium
Columbia, S.C.
77,221



COLUMBIA, S.C. — Behind its ground game, Georgia (4-2, 2-2 SEC) claimed a 28-14 victory at South Carolina (2-4, 1-4 SEC) on Sunday afternoon at Williams-Brice Stadium.

Georgia posted a 14-0 lead in the first half behind its strong running attack. Nick Chubb scored both touchdowns on runs of 15 and 1 yard, respectively, as the Bulldogs racked up 195 yards on the ground. Chubb had 72 of those yards, while Sony Michel had 92 and Brian Herrien had 35. The Gamecocks totaled 108 yards in the half, 88 through the air by starting quarterback Perry Orth.

South Carolina put points on the board after Antoine Wilder intercepted a Georgia pass and returned it to the Gamecock 10. The Gamecocks marched down the field on a 12-play, 90-yard drive, scoring on Deebo Samuel's nine-yard end-around, cutting Georgia's margin in half, 14-7. Samuel also had the big reception of the drive, a 39-yard catch that pushed the Gamecocks into Bulldog territory.

Georgia responded, taking advantage of a short field after a punt let the Bulldogs start a drive at the Gamecock 39. It took them five plays, with Jacob Eason hitting Isaiah McKenzie for the six-yard touchdown to cap it and make it a 21-7 Bulldog lead.

The Gamecocks tried to close the gap again, driving to the Georgia 31 before stalling and turning the ball over on downs with 9:21 remaining. But the Bulldogs gave the ball back, and South Carolina drove again thanks to Orth's passing. The 74-yard drive closed on Rico Dowdle's one-yard run, drawing South Carolina within a score at 21-14. Terry Godwin, however, caught the Gamecocks' onside kick attempt and ran it 43 yards back for the score to give Georgia the 28-14 win.



Georgia	7	7	0	14	28
South Carolina	0	0	7	7	14

Scoring Summary

1st	11:55	UGA	Chubb 15-yard run (Blankenship kick) (7-73-3:05)	0-7
2nd	10:27	UGA	Chubb 1-yard run (Blankenship kick) (8-28-4:29)	0-14
3rd	3:37	SC	Samuel 9-yard run (Fry kick) (12-90-5:06)	7-14
4th	11:43	UGA	McKenzie 2-yard pass from Eason (Blankenship kick) (5-39-2:20)	7-21
4th	1:40	SC	Dowdle 1-yard run (Fry kick) (12-74-3:21)	14-21
4th	1:33	UGA	Godwin 43-yard return (Blankenship kick)	14-28

Team Statistics

	UGA	SC
First Downs	19	13
Rushing	17	4
Passing	1	9
Penalty	1	0
Net Yards Rushing	326	30
Rushing Attempts	50	26
Net Yards Passing	29	288
Cmp.-Att.-Int.	5-17-1	26-36-1
Total Offense Yards	355	318
Total Offense Plays	67	62
Fumbles: No.-Lost	0-0	3-2
Penalties: No.-Yards	8-56	3-20
Punts-Yards	6-231	5-247
Avg. Yards Per Punt	38.5	49.4
Punt Returns: No.-Yards	2-14	0-0
Kickoff Returns: No.-Yards	2-70	3-69
Interceptions: No.-Yards	1-0	1-1
Possession Time	35:02	24:58
Third Down Conversions	6-12	2-13
Fourth Down Conversions	0-0	3-5
Red Zone Scores-Chances	3-4	2-2
Sacks By: No.-Yards	5-33	1-4
PAT Kicks	4-4	2-2
Field Goals	0-0	0-0

Individual Statistics

RUSHING: UGA: Michel 21-133; Chubb 16-124; Herrien 9-82; Team 1-(-1); Eason 1-(-4); McKenzie 2-(-5). **SC:** Dowdle 7-30; Turner 11-30; Samuel 1-9; Orth 7-(-39).

PASSING: UGA: Eason 5-17-1-29. **SC:** Orth 26-36-1-288.

RECEIVING: UGA: McKenzie 2-15; Nauta 1-9; Chubb 1-9; Michel 1-(-4). **SC:** Hurst 6-86; Samuel 4-90; Turner 4-17; Edwards 3-35; Crosby 3-17; Dowdle 3-10; Pollard 1-18; August 1-8; Googer 1-7.

PUNT RETURNS: UGA: McKenzie 2-14. **SC:** None.

KICKOFF RETURNS: UGA: Godwin 1-43; Davis 1-27. **SC:** Turner 3-69.

INTERCEPTION RETURNS: UGA: Parrish 1-0. **SC:** Wilder 1-1.

2016 Game Recaps

GM
7

South Carolina 34
Massachusetts 28



October 22, 2016
Williams-Brice Stadium
Columbia, S.C.
73,428



COLUMBIA, S.C. — South Carolina (3-4), led by freshman quarterback Jake Bentley in his first career start, captured a 34-28 win over UMass (1-7) on Saturday afternoon at Williams-Brice Stadium.


The Gamecocks jumped out to a 14-0 lead in the first quarter after two one-yard touchdown runs from freshman Rico Dowdle and junior David Williams. The Minutemen answered seven seconds into the second quarter, as Andrew Ford hit Adam Breneman for a 14-yard scoring pass.

Bentley tossed two TD passes in the second quarter, finding sophomore K.C. Crosby on a 16-yard strike before completing a 24-yard pass to freshman Bryan Edwards to put the score to 27-7. Bentley completed 13 of 21 passes in the first half for 168 yards and the two scores.

UMass followed the Edwards completion with a 74-yard streak from Ford to Jalen Williams to close the gap to 27-14 just before halftime. The Gamecocks held UMass to 213 yards in the first half and collected three turnovers from the Minutemen, picking up two fumbles and making one interception.

South Carolina took advantage of a short UMass punt for its fifth touchdown drive. Williams punched in his second score of the game from one yard out to make it 34-14. The Minutemen answered with 10 minutes to go in the game as Ford ran one in from eight yards out.

A 15-play, 74-yard drive late in the fourth quarter, capped by Ford's 18-yard pass to Breneman, drew UMass to within a score at 34-28. But the Gamecocks strung together four first downs, two on UMass pass-interference flags, to keep the Minutemen from getting another chance with the ball.



Massachusetts	0	14	0	14	28
South Carolina	14	13	7	0	34

Scoring Summary

1st	12:19	SC	Dowdle 1-yard run (Fry kick) (9-76-2:41)	7-0
1st	8:58	SC	Williams 1-yard run (Fry kick) (7-68-2:10)	14-0
2nd	14:53	UM	Breneman 14-yard pass from Ford (Caggiano kick) (14-92-6:09)	14-7
2nd	7:18	SC	Crosby 16-yard pass from Bentley (pass failed) (8-49-4:06)	20-7
2nd	3:45	SC	Edwards 24-yard pass from Bentley (Fry kick) (5-44-1:35)	27-7
2nd	3:22	UM	Williams 74-yard pass from Ford (Caggiano kick) (1-74-0:13)	27-14
3rd	7:53	SC	Williams 1-yard run (Fry kick) (5-38-2:08)	34-14
4th	9:59	UM	Ford 8-yard run (Caggiano kick) (7-30-2:04)	34-21
4th	4:32	UM	Breneman 18-yard pass from Ford (Caggiano kick) (15-74-3:28)	34-28

Team Statistics

	UM	SC
First Downs	23	21
Rushing	8	11
Passing	13	6
Penalty	2	4
Net Yards Rushing	142	194
Rushing Attempts	37	44
Net Yards Passing	247	201
Cmp.-Att.-Int.	20-42-2	16-26-0
Total Offense Yards	389	395
Total Offense Plays	79	70
Fumbles: No.-Lost	2-2	3-2
Penalties: No.-Yards	8-77	6-67
Punts-Yards	3-118	5-177
Avg. Yards Per Punt	39.3	35.4
Punt Returns: No.-Yards	1-(-2)	2-13
Kickoff Returns: No.-Yards	4-109	3-83
Interceptions: No.-Yards	0-0	2-13
Possession Time	28:04	31:56
Third Down Conversions	8-17	6-12
Fourth Down Conversions	3-4	0-1
Red Zone Scores-Chances	3-4	4-5
Sacks By: No.-Yards	2-12	1-7
PAT Kicks	4-4	4-4
Field Goals	0-1	0-0

Individual Statistics

RUSHING: UM: Young 28-123; Lindsay 2-8; Isabella 4-6; Ally 1-4; Ford 2-1. **SC:** Dowdle 16-87; Williams 15-69; Samuel 2-31; McIlwain 5-17; Team 2-(-3); Bentley 4-(-7).

PASSING: UM: Ford 20-42-2-247. **SC:** Bentley 17-26-0-201.

RECEIVING: UM: Breneman 9-94; Isabella 5-37; Davis 2-26; Robinson 2-12; Williams 1-74; Young 1-4. **SC:** Samuel 8-106; Edwards 3-42; Crosby 1-16; Googer 1-13; Hurst 1-9; Dowdle 1-6; Dawkins 1-5; Williams 1-4.

PUNT RETURNS: UM: Allen 1-(-2). **SC:** Lammons 2-13.

KICKOFF RETURNS: UM: Rodgers 4-109. **SC:** Fenton 2-72; Turner 1-11.

INTERCEPTION RETURNS: UM: None. **SC:** Holloman 1-7.

2016 Game Recaps

GM
8

South Carolina 24
#18/18 Tennessee 21



October 29, 2016
Williams-Brice Stadium
Columbia, S.C.
78,696



COLUMBIA, S.C. — Taking three turnovers from No. 18/18 Tennessee (5-3, 2-3 SEC), South Carolina (4-4, 2-4 SEC) picked up a 24-21 victory on Saturday evening at Williams-Brice Stadium.

With 7:03 left, Tennessee drew within three for a second time when Joshua Dobbs connected with Jauan Jennings for a six-yard score. After the Vols forced a Gamecock punt, junior cornerback Jamarcus King came up with his second interception of the game, marking the third turnover the Gamecocks captured from UT.

The Gamecocks picked up one first down after the King pick before punting the ball back to Tennessee with 35 seconds to play. Two big pass plays and a run by Dobbs put the ball at the Gamecock 40-yard line with five seconds remaining. The potential tying field goal fell short, however, giving the Garnet and Black the 24-21 win.

South Carolina claimed an early 7-0 lead when freshman Rico Dowdle capped a 73-yard drive with a one-yard touchdown run. Freshman quarterback Jake Bentley had a big 16-yard run on fourth down to keep the drive alive, and he followed that with a 21-yard pass to sophomore Deebo Samuel, giving the Gamecocks first-and-goal at the 2.

The Volunteers responded with a one-yard run of their own by Jalen Hurd to tie the game. But the next Tennessee drive ended with King's first interception. Three plays later, South Carolina scored when Bentley hit fellow freshman Bryan Edwards with a 17-yard scoring toss to put the Gamecocks up 14-7.

Senior Elliott Fry hit his first field goal try since Oct. 1 with a 28-yarder late in the third quarter. Tennessee's Evan Berry, however, returned the ensuing kick 100 yards to make it a three-point game at 17-14.

The Gamecocks took advantage of the second Tennessee turnover of the night, as a Volunteer fumble gave South Carolina the ball at the 50. Four plays later, Bentley hit sophomore K.C. Crosby for a 35-yard strike, making it 24-14 for the Gamecocks.



Tennessee	7	0	7	7	21
South Carolina	7	7	3	7	24

Scoring Summary

1st	10:30	SC	Dowdle 1-yard run (Fry kick) (10-73-4:30)	7-0
1st	1:50	UT	Hurd 1-yard run (Medley kick) (9-53-3:41)	7-7
2nd	12:46	SC	Edwards 17-yard pass from Bentley (Fry kick) (3-31-0:59)	14-7
3rd	1:49	SC	Fry 28-yard field goal (11-69-5:54)	17-7
3rd	1:35	UT	Berry 100-yard kick return (Medley kick)	17-14
4th	9:54	SC	Crosby 35-yard pass from Bentley (Fry kick) (4-50-1:44)	24-14
4th	7:03	UT	Jennings 6-yard pass from Dobbs (Medley kick) (6-77-2:59)	24-21

Team Statistics

	UT	SC
First Downs	16	19
Rushing	9	9
Passing	5	8
Penalty	2	2
Net Yards Rushing	136	158
Rushing Attempts	37	49
Net Yards Passing	161	167
Cmp.-Att.-Int.	12-27-2	15-21-0
Total Offense Yards	297	325
Total Offense Plays	64	70
Fumbles: No.-Lost	2-1	0-0
Penalties: No.-Yards	9-87	7-77
Punts-Yards	6-294	9-385
Avg. Yards Per Punt	490	42.8
Punt Returns: No.-Yards	2-10	0-0
Kickoff Returns: No.-Yards	3-150	1-27
Interceptions: No.-Yards	0-0	2-0
Possession Time	24:06	35:584
Third Down Conversions	5-14	5-16
Fourth Down Conversions	0-1	1-1
Red Zone Scores-Chances	2-2	3-3
Sacks By: No.-Yards	6-30	2-24
PAT Kicks	3-3	3-3
Field Goals	0-1	1-1

Individual Statistics

RUSHING: UT: Kelly 14-94; Dobbs 12-27; Hurd 8-16; Byrd 1-8; Berry 1-6; Team 1-(-15). **SC:** Dowdle 27-127; Turner 7-28; Williams 3-7; Samuel 1-6; McIlwain 1-(-1); Bentley 10-(-9).

PASSING: UT: Dobbs 12-26-2-161; Team 0-1-0-0. **SC:** Bentley 15-20-0-167; McIlwain 0-1-0-0.

RECEIVING: UT: Malone 4-42; Jennings 3-54; Croom 2-22; Wolf 1-25; Kelly 1-17; Smith 1-1. **SC:** Samuel 8-83; Edwards 4-41; Crosby 1-35; Hurst 1-9; Dowdle 1-(-1).

PUNT RETURNS: UT: Smith 2-10. **SC:** None.

KICKOFF RETURNS: UT: Berry 2-126; Malone 1-24. **SC:** Turner 1-27.

INTERCEPTION RETURNS: UT: None. **SC:** King 2-0.

The Last Time It Happened

The Last Time South Carolina...

SHUT OUT AN OPPONENT:
34-0, vs NC State (8/28/08)

WAS SHUT OUT:
18-0, vs. Georgia (9/9/06)

SCORED ON A SAFETY:
vs UCF (9/26/15)

ALLOWED A SAFETY:
at Mississippi State (10/15/11)

FORCED 4+ TURNOVERS:
4, vs. Massachusetts (10/22/16)

FORCED 5+ TURNOVERS:
5, vs. Vanderbilt (10/17/15)

FORCED 6+ TURNOVERS:
6, vs. Clemson (11/30/13)

RETURNED A KICKOFF FOR A TD:
Rashad Fenton, 96 yards at LSU (10/10/15)

ALLOWED KICK RET. FOR A TD:
Evan Berry vs. Tennessee, 100 yards (10/29/16)

ALLOWED 2 KICK RET. FOR TDs:
Darrius Sims at Vanderbilt, 91 and 100 yards (9/20/14)

RETURNED A PUNT FOR A TD:
Ace Sanders, 63 yards vs. Michigan (1/1/13)

ALLOWED A PUNT RET. FOR A TD:
Lito Sheppard, Florida, 57 yards (11/11/00)

RETURNED AN INT FOR A TD:
Brisson Williams, 21 yards vs South Alabama (11/22/14)

ALLOWED AN INT FOR A TD:
Donovan Wilson, 60 yards at Texas A&M (10/31/15)

RETURNED A FUMBLE FOR A TD:
D.J. Swearingen, 65 yards vs. UAB (9/15/12)

ALLOWED FUMBLE RET. FOR A TD:
Jason LeDoux, LSU, 15 yards (10/18/03)

HAD A DEFENSIVE PLAYER SCORE TWO TOUCHDOWNS IN A GAME:
Melvin Ingram at Georgia, 68-yard fake punt & 5-yard fumble recovery (9/10/11)

HAD A PLAYER RUSH, PASS AND RECEIVE A TD IN A GAME: Pharoh Cooper, vs. Tennessee (11/1/14)

RAN A FAKE PUNT FOR A TD:
Melvin Ingram, 68 yards at Georgia (9/10/11)

HAD A PLAYER PASS FOR 300+ YDS:
367, Perry Orth, vs. Citadel (11/21/15)

HAD A PLAYER PASS FOR 350+ YDS:
367, Perry Orth, vs Citadel (11/21/15)

HAD A PLAYER PASS FOR 400+ YDS:
402, Dylan Thompson, at Auburn (10/25/14)

HAD A PLAYER PASS FOR 450+ YDS:
473, Steve Taneyhill vs. Mississippi State (10/14/95)

HAD A PLAYER COMP. 30+ PASSES:
31, Stephen Garcia at Vanderbilt (10/23/10)

HAD A PLAYER ATT. 40+ PASSES:
43, Perry Orth, vs Citadel (11/21/15)

HAD A PLAYER ATT. 50+ PASSES:
50, Dylan Thompson, at Auburn (10/25/14)

HAD A PLAYER RUSH FOR 150+ YDS:
183, Mike Davis at Kentucky (10/4/14)

HAD A PLAYER RUSH FOR 200+ YDS:
246, M. Lattimore vs. Navy (9/17/11)

HAD A PLAYER RUSH FOR 250+ YDS:
278, Brandon Bennett vs. East Tennessee State (10/5/91)

HAD TWO PLAYERS RUSH FOR 100+ YARDS:
Mike Davis (111) and David Williams (110) vs. Furman (10/18/14)

HAD A PLAYER WITH 150+ YARDS RECEIVING:
191, Pharoh Cooper, vs Citadel (11/21/15)

HAD A PLAYER WITH 200+ YARDS RECEIVING:
233, Pharoh Cooper, vs. Tennessee (11/1/14)

HAD TWO PLAYERS WITH 100 YARDS RECEIVING:
Pharoh Cooper (191) and Jerell Adams (105), vs Citadel (11/21/15)

HAD TWO PLAYERS WITH 10+ RECEPTIONS:
Bruce Ellington (10) and Mike Davis (10), at Missouri (10/26/13)

HAD A PLAYER WITH 500+ YARDS TOTAL OFFENSE:
512, Steve Taneyhill vs. Mississippi State (10/14/95)

HAD A PLAYER RUSH AND PASS FOR 100 YARDS EACH:
Lorenzo Nuñez, vs. UCF, 123 rush, 184 pass (09/26/15)

HAD A PLAYER SCORE 4+ TDs:
5, Sidney Rice vs. FAU (9/23/06)

HAD A PLAYER PASS FOR 4 TDs:
5, Dylan Thompson, at Auburn (10/25/14)

HAD A PLAYER PASS FOR 5 TDs:
5, Dylan Thompson, at Auburn (10/25/14)

HAD A PLAYER RUSH FOR 3 TDs:
3, Mike Davis at Kentucky (10/4/14)

HAD A PLAYER CATCH 3+ TDs:
3, Alshon Jeffery vs. Kentucky (10/10/09)

HAD A PLAYER CATCH 4+ TDs:
5, Sidney Rice vs. Fla. Atlantic (9/23/06)

HAD A PLAYER CATCH 5+ TDs:
5, Sidney Rice vs. Fla. Atlantic (9/23/06)

HAD A PLAYER ACCOUNT FOR 4+ TDs:
4, 233, Pharoh Cooper, vs. Tennessee (11/1/14)

HAD A PLAYER KICK 4 FGs:
4, Elliott Fry vs. Vanderbilt (10/17/15)

HAD A PLAYER KICK 5+ FGs:
5, Spencer Lanning at Georgia (9/12/09)

HAD A PLAYER WITH 2 INTs:
2, T.J. Holloman vs. UCF (9/26/15)

HAD A PLAYER WITH 3 INTs:
3, Patrick Hinton vs. NC State (10/29/88)

BLOCKED A FIELD GOAL ATT.:
Uric Jones vs. East Carolina (9/17/16)

RETURNED A BLOCKED FIELD GOAL ATTEMPT FOR A TD:
Captain Munnerlyn at Kentucky, 81 yards, (10/11/08)

BLOCKED A PAT:
Byron Jerideau at Florida (10/20/12)

RETURNED AN EXTRA POINT FOR A DEFENSIVE PAT:
Victor Hampton at Florida (10/20/12)

BLOCKED A PUNT:
Carlton Heard at Florida (11/15/14)

RETURNED A BLOCKED PUNT FOR A TD:
Derek Watson vs Florida, 2 yds, (11/11/00)

BLOCKED A PUNT AND FIELD GOAL IN THE SAME GAME:
at Florida (11/15/14)

HAD A PUNT BLOCKED:
at Kentucky (9/29/12)

HAD A FIELD GOAL BLOCKED:
vs. Michigan (1/1/13)

HAD A PAT BLOCKED:
vs. Kentucky (10/8/11)

ALLOWED PAT TO BE RETURNED FOR 2 POINTS:
Denzil Ware, vs. Kentucky (9/12/15)

MISSED A PAT:
at Georgia (9/7/13)

FAILED A PAT ATTEMPT:
vs. Massachusetts (10/22/16)

MADE A 2-PT CONVERSION:
Lorenzo Nuñez rush vs. Clemson (11/28/15)

ATTEMPTED A 2-PT CONVERSION:
vs Clemson (11/28/15)

RECOVERED OWN ONSIDE KICK:
at Auburn (10/25/14)

HAD LESS THAN 50 YDS RUSHING:
30, vs. Georgia (10/9/16)

HAD 300+ YARDS RUSHING:
352, vs. Coastal Carolina (11/23/13)

HAD 600+ TOTAL NET YARDS:
625, vs. Tennessee (11/1/14)

HAD A 50+ YARD RUN:
75, A.J. Turner vs. Texas A&M (10/1/16)

HAD A 50+ YARD RECEPTION:
57, Perry Orth to Pharoh Cooper, vs. Clemson (11/28/15)

The Last an Opponent Had...

TEAM...

LESS THAN 50 YARDS RUSHING:
26, vs UCF (9/26/15)

200+ YARDS RUSHING:

326, vs. Georgia (10/9/16)

300+ YARDS RUSHING:

326, vs. Georgia (10/9/16)

LESS THAN 100 YARDS PASSING:

29, vs. Georgia (10/9/16)

400+ YARDS PASSING:

400, vs. East Carolina (9/17/16)

LESS THAN 200 TOTAL NET YARDS:

183, at Florida (10/20/12)

500+ TOTAL NET YARDS:

519, vs. East Carolina (9/17/16)

600+ TOTAL NET YARDS:

624, at LSU (10/10/15)

INDIVIDUAL...

350+ YARDS PASSING:

400, Philip Nelson, East Carolina (9/17/16)

400+ YARDS PASSING:

400, Philip Nelson, East Carolina (9/17/16)

150+ YARDS RUSHING:

195, Nick Fitzgerald, Miss. State (9/10/16)

200+ YARDS RUSHING:

246, Mark Ingram, at Alabama (10/17/09)

250+ YARDS RUSHING:

321, Darren McFadden, Arkansas (11/3/07)

300+ YARDS RUSHING:

321, Darren McFadden, Arkansas (11/3/07)

200+ YARDS RECEIVING:

217, Darvin Adams, Auburn (12/4/10)

50+ YARD RUN:

74, Nick Fitzgerald, Miss. State (9/10/16)

50+ YARD RECEPTION:

74, Andrew Ford to Jalen Williams, Massachusetts (10/22/16)

MADE 4+ FIELD GOALS:

4, Aleem Sunanon, S. Alabama (11/22/14)

RUSHED FOR 4+ TOUCHDOWNS:

4, Chad Jasmin, Clemson (11/21/03)

PASSED FOR 4+ TOUCHDOWNS:

4, Aaron Murray, Georgia (9/7/13)

TWO PLAYERS WITH...

100+ YARDS RUSHING:
vs Georgia, Sony Michel (133) and Nick Chubb (121), (10/9/16)

100+ YARDS RECEIVING:

UCF, Mike Walker (105) & Brandon Marshall (102), (9/1/05)

Player Notes



Bryson ALLEN-WILLIAMS

4 LB • 6-0 • 230 • JR. • 2L
Ellenwood, Ga.
(Cedar Grove)

CAREER STATISTICS

Year	GP/GS	UT	AT	TT	TFL	QBS	INT	PBU	QBH	FF	FR
2014	12/2	18	9	27	2.5-12	0.5-3	0	0	5	1	1
2015	12/1	14	9	23	3.5-9	0.0-0	1	0	1	0	0
2016	8/6	26	22	48	7.0-24	1.0-7	0	1	0	0	0
Total	32/9	58	40	98	13.0-45	1.5-10	1	1	6	1	1

CAREER vs. MIZZOU:

Tallied three tackles and two hurries in 2014.

LAST WEEK vs. UT:

Made two tackles... served as a team captain.

2016: Has played in every game, with six starts... ranks second on the squad with 48 tackles (26 solo)

and 7.0 tackles for loss... recorded one tackle in the win at Vanderbilt... set a career high with seven tackles at Mississippi State, including two tackles for loss... made a career-best seven tackles (six solo), including one tackle for loss in the win over East Carolina... made six tackles at Kentucky... Served as team captain against Texas A&M and matched a career high with seven tackles... added 0.5 tackles for loss and one pass breakup against the Aggies... set a new career high with nine tackles (all solo) and added one tackle for loss against Texas A&M... had a big day in the UMass win, matching career highs of nine tackles and 2.5 tackles for loss while recording his first career full sack.

SINGLE-GAME HIGHS

Tackles9, twice: Georgia, 2016
and UMass, 2016
Tackles for Loss2.5, twice: Florida, 2014
and UMass, 2016
QB Hurries 2, Missouri, 2014
Pass Breakups 1, Texas A&M, 2016
Sacks 1.0, UMass, 2016
Interceptions1, Vanderbilt, 2015
Fumbles Recovered.....1, Vanderbilt, 2014



Jacob AUGUST

40 TE • 6-6 • 248 • SO. • SQ
Elgin, S.C.
(Cardinal Newman/Fork Union)

CAREER STATISTICS

Year	GP/GS	Rec	Yds	Avg	TD	Long
2015	5/3	4	38	9.5	1	13
2016	8/1	5	52	10.4	0	29
Total	13/4	9	90	10.0	1	29

SINGLE-GAME HIGHS

Receptions..... 2, twice: UCF, 2015
and East Carolina, 2016
Yards Receiving 29, Kentucky, 2016
Long Reception 29, Kentucky, 2016
Receiving Touchdowns.....1, UCF, 2015

LAST WEEK vs. UT: Was targeted once.

2016: Has played in each game, with a start at Mississippi State... has five receptions for 52 yards... caught one pass for 10 yards at MSU... caught two passes for five yards in South Carolina's win over East Carolina... made one catch, going for a career-long 29 yards, at Kentucky... caught one pass for eight yards against Georgia, leading to a first down on Carolina's first touchdown drive.

2015: Walk-on tight end who worked his way into the rotation early in the season... made three starts... had four catches for 38 yard and a touchdown... earned a start in a two-tight end formation against UCF and responded with a pair of catches for 21 yards, including a 13-yard touchdown catch.



Zack BAILEY

78 OL • 6-6 • 315 • SO. • 1L
Summerville, S.C.
(Summerville)

CAREER STATS

Year	Games	Starts
2015	12	5
2016	8	8
Total	20	13

LAST WEEK vs. UT: Started at left guard in his 20th appearance with the Gamecocks.

2016: Has started every game at left guard... was named Offensive Lineman of the game by Coach Muschamp after the East Carolina win... served as team captain at Kentucky... Made his 10th career start against Texas A&M and served as a team captain against the Aggies.

2015: True freshman... played in all 12 games making five starts, three at center and two at left guard... made his first career start against UCF and graded out at 80 percent... also made the start at center at Missouri and versus Vanderbilt... moved to left guard where he made the start against The Citadel due to an injury to Mike Matulis... also started at left guard against Clemson.



Matrick BELTON

15 WR • 6-3 • 215 • SR. • 1L
Columbia, S.C.
(Keenan/Hampton)

CAREER STATISTICS

Year	GP/GS	Rec	Yds	Avg	TD	Long
2015	12/5	11	121	11.0	0	25
2016	7/0	0	0	--	0	--
Total	19/5	11	121	11.0	0	25

2015 vs. MIZZOU: Had one catch for 10 yards.

LAST WEEK vs. UT: Saw game action.

2016: Has played in seven games, primarily on special teams... made one special teams tackle against Vanderbilt.

SINGLE-GAME HIGHS

Receptions.....4, Georgia, 2015
Yards Receiving34, Tennessee, 2015
Long Reception.....25, Florida, 2015

2015: Walk-on player who played in every game... led the team with four receptions for 18 yards, including a 14-yard catch at Georgia... made his first start at Missouri where he had one catch for 10 yards... started at LSU and has a career-long 15-yard reception... caught two passes for a career-high 34 yards at Tennessee, including an 18-yard reception... had two catches for 33 yards against Florida, including a career-long 25 yarder... started and caught an 11-yard pass against The Citadel.

Player Notes



Jake BENTLEY

4

QB • 6-3 • 223 • FR. • HS
Opelika, Ala.
(Opelika)

LAST WEEK vs. UT:

Won his first career start against an SEC opponent... completed 15-of-20 passes for 167 yards and two touchdowns... connected with Bryan Edwards for a 2nd-quarter strike from 17 yards out and hit K.C. Crosby for a 35-yard touchdown in the 4th quarter that proved to be the game-winner.

2016: Has started two games after not playing in the first six contests of the season... is 32-for-46 for 368 yards and four touchdowns... has yet to throw an interception... made his collegiate debut against UMass as the starting quarterback... Went 17-for-26 for 201 yards and two touchdowns vs. UMass... became the fifth Gamecock true freshman to start at quarterback in the SEC era.

PERSONAL: Graduated from high school following his junior season to enroll at South Carolina... son of South Carolina assistant coach Bobby Bentley... has two older brothers who played quarterback in college, Chas at Rutgers and Shuler at Old Dominion.

CAREER STATISTICS

-PASSING-						
Year	GP/GS	Com-Att-Int	Pct.	Yds	TD	Long
2016	2/2	32-46-0	69.6	368	4	47
Totals	2/2	32-46-0	69.6	368	4	47
-RUSHING-						
Year	GP/GS	Att	Yds	Avg	TD	Long
2016	2/2	14	-16	-1.1	0	16
Totals	2/2	14	-16	-1.1	0	16

SINGLE-GAME HIGHS

Pass Attempts.....	26, UMass, 2016
Pass Completions.....	17, UMass, 2016
Passing Yards.....	201, UMass, 2016
Passing Touchdowns.....	2, twice: UMass, 2016 and Tennessee, 2016
Longest Pass.....	47, UMass, 2016
Rushing Attempts.....	10, Tennessee, 2016
Rushing Yards.....	-7, UMass, 2016
Longest Rush.....	16, Tennessee, 2016

2016 GAME-BY-GAME

Date	Opponent	Com-Att-Int	Pct.	Yds	TD	Long	Rush-Yds-TD
9/1	at Vanderbilt			DNP			
9/10	at Mississippi St.			DNP			
9/17	East Carolina			DNP			
9/24	at Kentucky			DNP			
10/1	Texas A&M			DNP			
10/8	Georgia			DNP			
10/22	Massachusetts	17-26-0	65.4	201	2	47	4-(-7)-0
10/29	Tennessee	15-20-0	75.0	167	2	35	10-(-9)-0
11/5	Missouri						
11/12	at Florida						
11/19	Western Carolina						
11/26	at Clemson						
2016 Totals		32-46-0	69.6	368	4	47	14-(-16)-0



Shameik BLACKSHEAR

91

DL • 6-4 • 265 • FR. • RS
Bluffton, S.C.
(Bluffton)

CAREER STATISTICS

Year	GP/GS	UT	AT	TT	TFL	QBS	INT	PBU	QBH	FF	FR
2015	2/0	1	1	2	0.0-0	0.0-0	0	0	0	0	0
2016	4/0	1	0	1	1.0-1	0.0-0	0	0	0	0	0
Total	6/0	2	1	2	1.0-1	0.0-0	0	0	0	0	0

LAST WEEK vs. UT: Saw game action.

SINGLE-GAME HIGHS

Tackles.....	2, Missouri, 2015
Tackles for Loss.....	1, Mississippi State, 2016

2016: Has played in four games... made one tackle for loss against Mississippi State... missed the East Carolina game but was back on the field at Kentucky... Missed three games but was back in action against UMass.

2015: Played in two games, seeing action against UCF and Missouri... credited with one solo tackle and one assisted tackle, both coming against the Tigers... petitioned and received a medical redshirt.



Jake Bentley

Player Notes



T.J. BRUNSON

44 LB • 6-1 • 225 • FR. • HS
Columbia, S.C.
(Richland Northeast)

CAREER STATISTICS

Year	GP/GS	UT	AT	TT	TFL	QBS	INT	PBU	QBH	FF	FR
2016	8/0	7	3	10	0-0-0	0.0/0	0	0	1	0	0
Total	8/0	7	3	10	0-0-0	0.0/0	0	0	1	0	0

LAST WEEK vs. UT: Saw game action.

2016: Has played in every game... has made 10 tackles... made his collegiate debut in the win over Vanderbilt... made his first career tackle in the East Carolina win... was singled out by Coach Muschamp for making a key block on A.J. Turner's game-opening 80-yard kick return vs. ECU... made four tackles, all solo, and was credited with a quarterback hurry against Texas A&M... made two tackles (one solo) against Georgia... tallied three tackles (two solo) in the UMass win.

HIGH SCHOOL: Local product who played at Columbia's Richland Northeast High School, graduating in 2016... coached by Jay Frye... overcame a serious hip injury during his junior season to log 140 tackles as a senior, leading the Cavaliers to the Class 3A state playoffs... named the Defensive MVP of the Shrine Bowl of the Carolinas after leading the Sandlappers with 13 tackles and a sack... credited with 134 tackles as a junior... Rivals considers him a three-star prospect, the 14th-best player in the state and No. 56 in the country among outside linebackers... ESPN ranks him as a three-star prospect, the 22nd-best player in South Carolina and the No. 40 inside linebacker in the country... rated a three-star prospect and an All-Atlantic Region pick by *PrepStar*.



Larenz BRYANT

23 LB • 6-0 • 225 • SR. • 3L
Charlotte, N.C.
(Vance)

CAREER STATISTICS

Year	GP/GS	UT	AT	TT	TFL	QBS	INT	PBU	QBH	FF	FR
2013	12/0	5	2	7	1.0-4	0.0-0	0	0	1	0	0
2014	12/0	3	0	3	1.0-10	1.0-10	0	0	1	1	0
2015	10/1	0	1	1	0.0-0	0.0-0	0	0	1	0	0
2016	2/1	0	2	2	0.5-2	0.0-0	0	0	1	0	0
Total	36/2	8	5	13	2.5-16	1.0-10	0	0	4	1	0

LAST WEEK vs. UT: Saw game action.

2016: Has logged two games, with one start... missed the first six games with an injury... returned from injury for his first action this year against UMass, when he started at linebacker and made two tackles, with 0.5 tackles for loss.

2015: Linebacker who played in 10 games, primarily on special teams... earned his first career start against Kentucky... notched his only tackle in the win over UCF... did not play against The Citadel or Clemson in the season's final two games... missed much of the spring after suffering a liver injury early in camp.

SINGLE-GAME HIGHS

Tackles 3, Coastal Carolina, 2013
Tackles for Loss 1.0, twice, Coastal Carolina, 2013 and Kentucky, 2014
QB Hurries 1, 4x, last: UMass, 2016
Sacks 1.0, Kentucky, 2014
Forced Fumble 1, Kentucky, 2014



Blake CAMPER

63 OL • 6-8 • 300 • SO. • 1L
Virginia Beach, Va.
(Frank W. Cox)

LAST WEEK vs. UT: Did not play.

CAREER STATS

Year	Games	Starts
2015	12	1
2016	3	1
Total	15	2

2016: Has played in three games, with one start... did not start vs. Vanderbilt but saw significant action on the offensive line at tackle after an injury to Donell Stanley... started at Mississippi State but was sidelined with injury, which kept him out until the UMass contest... returned from a four-game injury absence and saw significant action at right tackle against the Minutemen.

2015: Saw action in all 12 games as a true freshman... earned his first career start against The Citadel when he got the nod at right tackle due to an injury to Mason Zandi.



Javon CHARLESTON

88 WR • 6-0 • 195 • FR. • RS
Gurnee, Ill.
(Warren Township)

CAREER STATISTICS

Year	GP/GS	UT	AT	TT	TFL	QBS	INT	PBU	QBH	FF	FR
2016	8/0	4	2	6	0.0-0	0.0-0	0	0	0	0	0
Total	8/0	4	2	6	0.0-0	0.0-0	0	0	0	0	0

LAST WEEK vs. UT: Notched a pair of special teams tackles.

2016: Has played in every game, with six tackles... made his collegiate debut in the win against Vanderbilt... made a special teams tackle at Mississippi State, a solo stop in kickoff coverage after South Carolina's

3rd quarter touchdown... made one special teams tackle at Kentucky... was shifted to the wide receiver position prior to the Texas A&M game... saw his first action of the season at receiver against the Aggies and made one catch for 12 yards... added one special teams tackle against Texas A&M... Added one special teams tackle in the UMass win.

NOTE: Moved to defensive back during fall camp after spending 2015 and the spring of 2016 as a wide receiver... moved back to wide receiver during practice leading up to the Texas A&M game and changed from jersey #12 to #88.

2015: Joined the squad as a walk-on in his first semester in Columbia... redshirted as a true freshman wide receiver... impressed the coaches enough with his athletic ability to be added to the travel roster for a couple of games but did not see any action.


CAREER STATISTICS

Year	GP/GS	Rec	Yds	Avg	TD	Long
2016	8/0	1	12	12.0	0	12
Total	8/0	1	12	12.0	0	12

SINGLE-GAME HIGHS

Receptions..... 1, Texas A&M, 2016
Yards Receiving 12, Texas A&M, 2016
Long Reception..... 12, Texas A&M, 2016
Tackles 2, Tennessee, 2016

Player Notes



K.C. CROSBY

3

TE • 6-1 • 227 • SO. • 1L
Bamberg, S.C.
(Bamberg-Ehrhardt)

LAST WEEK vs. UT: Caught one pass for a 35-yard touchdown... the catch was his second scoring reception in as many games and proved to be the game-winning touchdown.

2016: Has played in each game, with five starts... has 17 catches for 170 yards and a team-high three touchdowns, which ranks 16th in the SEC... made his first career catch in the victory at Vanderbilt, a six-yard completion that picked up a first down on South Carolina's lone touchdown drive of the game... caught three balls at Mississippi State for 14 yards and his first career touchdown... started at tight end for the first time in his career in the ECU win... caught a career-high four passes for 31 yards against the Pirates... hauled in a key 19-yard reception in the 4th quarter to set up a key South Carolina field goal as the Gamecocks put ECU away... started at tight end at Kentucky and was targeted three times but did not make a catch... had a career day in a starting assignment against Texas A&M, catching four passes for 51 yards... hauled in three catches for 17 yards in the Georgia game... caught one pass in the UMass win, and it was a big one, a 16-yard scoring strike that gave Carolina a 20-7 lead in the 2nd quarter.

2015: Backup tight end and H-back who was used extensively on special teams in his redshirt freshman season... garnered Outstanding Weight Room accolades for the offense at the 2015 spring game.

CAREER STATISTICS

Year	GP/GS	Rec	Yds	Avg	TD	Long
2015	10/0	0	0	0.0	0	--
2016	8/5	17	170	10.0	3	35
Total	18/5	17	170	10.0	3	35

SINGLE-GAME HIGHS

Receptions.....	4, twice: East Carolina, 2016 and Texas A&M, 2016
Yards Receiving	51, Texas A&M, 2016
Long Reception.....	35, Tennessee, 2016
Receiving Touchdowns.....	1, 3x: Mississippi St., 2016, UMass, 2016 and Tennessee, 2016

2016 GAME-BY-GAME

Date	Opponent	Rec	Yds	Avg	TD	Rush	Yds	Avg	TD
9/1	at Vanderbilt	1	6	6.0	0	0	0	--	0
9/10	at Mississippi St.	3	14	4.7	1	0	0	--	0
9/17	East Carolina	4	31	7.8	0	0	0	--	0
9/24	at Kentucky	0	0	--	0	0	0	--	0
10/1	Texas A&M	4	51	12.8	0	0	0	--	0
10/8	Georgia	3	17	5.7	0	0	0	--	0
10/22	Massachusetts	1	16	16.0	1	0	0	--	0
10/29	Tennessee	1	35	35.0	1	0	0	--	0
11/5	Missouri								
11/12	at Florida								
11/19	Western Carolina								
11/26	at Clemson								
2016 Totals		17	170	10.0	3	0	0	--	0



Chavis DAWKINS

83

WR • 6-2 • 200 • FR. • HS
Duncan, S.C.
(Byrnes)

LAST WEEK vs. UT: Saw game action.

2016: Has played in six games, with one start... has seven catches for 35 yards... made his collegiate debut against East Carolina... caught his first career pass at Kentucky, going for 13 yards as part of South Carolina's touchdown drive... earned his first career start vs. Texas A&M and caught five passes for 17 yards... caught one pass for five yards in the UMass win.

HIGH SCHOOL: Played for Brian Lane at Byrnes High School in Duncan, S.C., graduating in 2016... as a senior, he was among the leading receivers in the state with 73 catches for 1,319 yards and 17 touchdowns... the Rebels posted a 12-2 record in his final season... was also the Sandlappers' leading receiver in the Shrine Bowl of the Carolinas with six catches for 62 yards and two scores... rated a three-star prospect and an All-Atlantic Region pick by *PrepStar*.

CAREER STATISTICS

Year	GP/GS	Rec	Yds	Avg	TD	Long
2016	6/1	7	35	5.0	0	13
Total	6/1	7	35	5.0	0	13

SINGLE-GAME HIGHS

Receptions.....	5, Texas A&M, 2016
Yards Receiving	17, Texas A&M, 2016
Long Reception.....	13, Kentucky, 2016

2016 GAME-BY-GAME

Date	Opponent	Rec	Yds	Avg	TD	Rush	Yds	Avg	TD
9/1	at Vanderbilt					DNP			
9/10	at Mississippi St.					DNP			
9/17	East Carolina	0	0	--	0	0	0	--	0
9/24	at Kentucky	1	13	13.0	0	0	0	--	0
10/1	Texas A&M	5	17	3.4	0	0	0	--	0
10/8	Georgia	0	0	--	0	0	0	--	0
10/22	Massachusetts	1	5	5.0	0	0	0	--	0
10/29	Tennessee	0	0	--	0	0	0	--	0
11/5	Missouri								
11/12	at Florida								
11/19	Western Carolina								
11/26	at Clemson								
2016 Totals		7	35	5.0	0	0	0	--	0

Player Notes



Jordan DIGGS

42

DB • 6-0 • 205 • SR. • 3L
Fort Myers, Fla.
(Island Coast)

CAREER STATISTICS

Year	GP/GS	UT	AT	TT	TFL	QBS	INT	PBU	QBH	FF	FR
2012	2/0	4	1	5	1.0-2	0.0-0	0	0	0	0	0
2013	13/1	16	9	25	4.0-4	0.0-0	0	1	2	0	0
2014	13/2	28	9	37	5.0-21	2.0-17	0	0	0	1	1
2015	12/10	25	23	48	0.5-0	0.0-0	1	0	0	1	0
2016	8/1	7	11	18	1.0-3	0.0-0	0	1	0	1	0
Total	48/14	80	53	133	11.5-30	2.0-17	1	2	2	3	1

CAREER vs. MIZZOU:

Has eight tackles in three appearances, with 1.0 tackles for loss.

LAST WEEK vs. UT:

Made three tackles

2016: Has 18 tackles in eight games, with one start... posted two tackles in the Vanderbilt win, including one solo effort... added six tackles (four solo) and a pass breakup at Mississippi State... made two solo tackles in the East Carolina victory... collected three tackles at Kentucky... posted two tackles, including one tackle for loss and forced a fumble against Texas A&M.

2015: Started 10 of 12 games at strong safety... ranked fifth on the team with 48 tackles... named to the SEC Fall Academic Honor Roll... garnered Most Improved Safety honors in the spring.

SINGLE-GAME HIGHS

Tackles	9, Tennessee, 2014
Tackles for Loss	1.0, 7x; last vs. Texas A&M, 2016
Sacks	1, South Alabama, 2014
QB Hurries	1, twice; Tennessee, 2013 and Coastal Carolina, 2013
Interceptions	1, North Carolina, 2015
Pass Breakups	1, twice; Tennessee, 2013 and Mississippi State, 2016
Forced Fumbles	1, 3x: Florida, 2014, Kentucky, 2015 and Texas A&M, 2016
Fumbles Recovered	1, Florida, 2014



Rico DOWDLE

23

RB • 5-11 • 211 • FR. • HS
Asheville, N.C.
(A.C. Reynolds)

CAREER STATISTICS

-RUSHING-						
Year	GP/GS	Att	Yds	Avg	TD	Long
2016	4/2	59	291	4.9	3	40
Total	4/2	59	291	4.9	3	40
-RECEIVING-						
Year	GP/GS	Rec	Yds	Avg	TD	Long
2016	4/2	5	15	3.0	0	6
Total	4/2	5	15	3.0	0	6

LAST WEEK vs. UT:

Posted a monster game, with 27 carries for Carolina season-high 127 yards and a rushing touchdown... found the end zone for the third straight game.

2016: Has played in four games, with two starts... listed 14th among FBS freshmen and 19th overall in the SEC with three rushing touchdowns... ranks second on the team with 59 carries for 291 yards... missed the first four games due to injury... made his collegiate debut against Texas A&M and rushed the ball nine times for 47 yards... made his

first career start at tailback against Georgia... led Carolina with 30 yards on seven carries against UGA... scored his first career rushing touchdown, a 1-yard plunge, in the 4th quarter and caught three passes for 10 yards in the UGA game... led the Gamecocks with 16 carries for 87 yards and one touchdown in the UMass win.

SINGLE-GAME HIGHS

Carries	27, Tennessee 2016
Yards Rushing	127, Tennessee, 2016
Long Rush	40, Tennessee, 2016
Touchdowns Rushing	1, 3x: Georgia, 2016, UMass, 2016 and Tennessee, 2016
Receptions	3, Georgia, 2016
Yard Receiving	10, Georgia, 2016
Long Reception	6, Georgia, 2016

HIGH SCHOOL: Rushed for 2,545 yards and 51 touchdowns at A.C. Reynolds High, a Class 3AA school in Asheville, N.C... graduated in 2016... earned first-team all-state accolades and was a PARADE All-American... played in the Shrine Bowl of the Carolinas where he scored a pair of touchdowns... Rivals has him listed as a three-star prospect, the 29th-best player in the state and the No. 17 all-purpose back in the country.

2016 GAME-BY-GAME

Date	Opponent	Rush	Yds	Avg	TD	Rec	Yds	Avg	TD
9/1	at Vanderbilt				DNP				
9/10	at Mississippi St.				DNP				
9/17	East Carolina				DNP				
9/24	at Kentucky				DNP				
10/1	Texas A&M	9	47	5.2	0	0	0	--	0
10/8	Georgia	7	30	4.3	1	3	10	3.3	0
10/22	Massachusetts	16	87	5.4	1	1	6	6.0	0
10/29	Tennessee	27	127	4.7	1	1	-1	-1.0	0
11/5	Missouri								
11/12	at Florida								
11/19	Western Carolina								
11/26	at Clemson								
2016 Totals		59	291	4.9	3	5	15	3.0	0



Rico Dowdle

Player Notes



Bryan EDWARDS

89 WR • 6-3 • 210 • FR. • HS
Conway, S.C.
(Conway)

LAST WEEK vs. UT: Reeled in four passes for 41 yards and a touchdown... pulled in a 17-yard scoring toss in the 2nd quarter, giving him a touchdown for the second straight week.

2016: Ranks eighth among FBS freshmen and 11th overall in the SEC with 3.9 receptions per game... listed ninth among FBS freshmen with 48.7 receiving yards per game... has started seven games... ranks second on the team with 27 catches and third with 341 yards... has two touchdowns... led all players in the Vandy win with eight receptions for 101 yards... his 100-yard receiving effort was the only one by an FBS freshman in Week 1... caught six of his receptions for 89 yards after halftime, including a 33-yarder... became just the eighth Gamecock in history to accumulate over 100 receiving yards in a season opener... hauled in two passes at Mississippi State for 38 yards... led the Gamecocks with five catches for 68 yards in the East Carolina win... hauled in a 42-yard reception, a personal best, to set up South Carolina's second touchdown drive of the game vs. ECU... caught two passes for 16 yards at Kentucky, with both receptions coming on South Carolina's touchdown drive... missed the Texas A&M game with an injury suffered late in the Kentucky contest... returned to the lineup after a one-game injury absence and caught three passes for 35 yards against Georgia... caught three passes for 42 yards in the UMass win, including his first career touchdown, a 24-yard catch from Jake Bentley in 2nd quarter.

HIGH SCHOOL: Graduated from Conway (S.C.) High School at the end of the 2015 fall semester and enrolled at South Carolina in January 2016... coached by Chuck Jordan... considered one of the state's top players as a senior in 2015 until suffering a season-ending knee injury in late October... was a finalist for South Carolina's "Mr. Football"... finished his senior campaign with 53 catches for 969 yards and nine scores... selected for the Shrine Bowl and the US Army All-American Game... Rivals ranks him as a four-star prospect, the fourth-best player in the state and the 64th-best wide receiver in the country... ESPN ranks him as a four-star prospect, the state's third-best player, the nation's 43rd-best wide receiver and No. 253 overall.

2016 GAME-BY-GAME

Date	Opponent	Rec	Yds	Avg	TD	Rush	Yds	Avg	TD
9/1	at Vanderbilt	8	101	12.6	0	0	0	--	0
9/10	at Mississippi St.	2	38	19.0	0	0	0	--	0
9/17	East Carolina	5	68	13.6	0	0	0	--	0
9/24	at Kentucky	2	16	8.0	0	0	0	--	0
10/1	Texas A&M				DNP				
10/8	Georgia	3	35	11.7	0	0	0	--	0
10/22	Massachusetts	3	42	14.0	1	0	0	--	0
10/29	Tennessee	4	41	10.3	1	0	0	--	0
11/5	Missouri								
11/12	at Florida								
11/19	Western Carolina								
11/26	at Clemson								
2016 Totals		27	341	12.6	2	0	0	--	0



Chaz ELDER

17 DB • 6-2 • 200 • SR. • 3L
Union City, Ga.
(Banneker)

CAREER STATISTICS

Year	GP/GS	UT	AT	TT	TFL	QBS	INT	PBU	QBH	FF	FR
2013	12/6	20	9	29	0.5-1	0.0-0	1	1	0	0	1
2014	12/3	15	7	22	0.0-0	0.0-0	0	0	0	0	0
2015	2/1	1	0	1	0.0-0	0.0-0	0	0	0	0	0
2016	6/2	13	5	18	0.0-0	0.0-0	0	2	0	0	0
Total	32/12	49	21	70	0.5-1	0.0-0	1	3	0	0	1

CAREER vs. MIZZOU:

Has four tackles in two games

LAST WEEK vs. UT:

Came up with one tackle and one pass breakup.

2016:

Has 18 tackles in six games, including two starts... led Carolina with seven tackles in the Vanderbilt win, a career high... made one tackle against Mississippi State but left the game due to injury... missed the East Carolina and Kentucky games with an injury... came back from injury to face Texas A&M and was credited with one solo tackle... tallied six tackles (five solo) in the Georgia game, his 30th career appearance... made two tackles in the UMass win.

SINGLE-GAME HIGHS

Tackles7, Vanderbilt, 2016
Tackles for Loss0.5, Georgia, 2013
Pass Breakups1, twice, Coastal Carolina, 2013, Vanderbilt, 2016 and Tennessee, 2016
Interceptions1, Mississippi State, 2013
Fumbles Recovered.....1, Arkansas, 2013



Bryan Edwards

Player Notes



Darius ENGLISH

5

DL • 6-6 • 245 • SR. • 3L
Powder Springs, Ga.
(McEachern)

CAREER STATISTICS

Year	GP/GS	UT	AT	TT	TFL	QBS	INT	PBU	QBH	FF	FR
2012	2/0	2	1	3	0.5-2	0.0-0	0	0	0	0	0
2013	13/1	14	5	19	2.5-8	0.5-2	0	0	1	1	0
2014	12/6	17	7	24	2.0-7	1.0-3	0	1	2	0	0
2015	11/0	19	9	28	6.0-39	4.5-36	0	0	3	2	0
2016	8/8	21	14	35	7.5-52	6.5-51	0	1	4	2	1
Total	46/15	73	36	109	18.5-108	12.5-92	0	2	10	5	1

CAREER vs. MIZZO:

Has five tackles over three appearances.

LAST WEEK vs. UT:

Posted five tackles, 0.5 sacks and a fumble recovery... his turnover came at a crucial time, setting up Carolina's touchdown in the 4th quarter.

SINGLE-GAME HIGHS

Tackles 8, Kentucky, 2016
Tackles for Loss 3.0, Kentucky, 2016
Sacks 3.0, Kentucky, 2016
QB Hurries 2, Vanderbilt, 2015
Forced Fumbles 1, 5x: last vs. Texas A&M, 2016
Fumbles Recovered 1, Tennessee, 2016

2016: Ranks 28th in the FBS and four in the SEC with 0.81 sacks per game... needs 2.5 sacks to join Carolina's top-10 in both season and career sacks... has started every game... has 35 tackles, 6.5 sacks and four quarterback hurries... made four tackles at Vanderbilt... combined with Taylor Stallworth for a crucial sack on Vandy's final drive of the game... added five tackles and a hurry against Mississippi State... made two tackles, including half of a sack in the East Carolina win... combined with Taylor Stallworth for a sack in the 4th quarter as ECU was driving... had a huge game at Kentucky, with eight tackles and a career-best three sacks, plus one forced fumble... his three-sack day was the most for a Carolina player since Jadeveon Clowney finished with 4.5 at Clemson on Nov. 24, 2012, and also the most sacks by an SEC player in 2016... Served as a captain against Texas A&M... tallied three tackles, a sack and a forced fumble against the Aggies... his forced fumble led to a Texas A&M turnover and a 3rd-quarter Gamecock field goal... served as a team captain against Georgia and made six tackles (three solo) to go with one sack... credited with two tackles, a tackle for loss, a pass breakup and a quarterback hurry in the UMass win.



Daniel FENNELL

35

DL • 6-3 • 235 • FR. • RS
Loganville, Ga.
(Grayson)

CAREER STATISTICS

Year	GP/GS	UT	AT	TT	TFL	QBS	INT	PBU	QBH	FF	FR
2016	6/0	1	0	1	0.0-0	0.0-0	0	0	0	0	0
Total	6/0	1	0	1	0.0-0	0.0-0	0	0	0	0	0

LAST WEEK vs. UT: Did not play.

SINGLE-GAME HIGHS

Tackles 1, East Carolina, 2016

2016: Has played in six games... made his Gamecock debut in the win over Vanderbilt... made his first career tackle, coming in kickoff coverage, in the East Carolina win.



Rashad FENTON

16

DB • 5-10 • 190 • SO. • 1L
Miami, Fla.
(Miami Carol City)

CAREER STATISTICS

Year	GP/GS	UT	AT	TT	TFL	QBS	INT	PBU	QBH	FF	FR
2015	10/0	2	0	2	0.0-0	0.0-0	0	0	0	0	0
2016	7/3	14	5	19	0.5-4	0.5-4	0	4	0	1	0
Total	17/3	16	5	21	0.5-4	0.5-4	0	4	0	1	0

LAST WEEK vs. UT:

Made four tackles and combined with Darius English for his first career half-sack... the sack came on a 4th-and-2 as Tennessee was driving late in the 2nd quarter.

2016: Has appeared in seven games, with three starts... has 19 tackles and four pass breakups... finished with one tackle, a pair of pass breakups and a forced fumble in a starting assignment at Vandy... got the start and made four solo tackles at Mississippi State... made three tackles, all solo, against East Carolina... started at Kentucky and made four tackles... also returned one punt for five yards against the Wildcats... tallied three tackles against Texas A&M and also returned one punt for three yards... missed the Georgia game with an injury... returned a pair of kicks for 72 yards, including a 50-yard effort and broke up one pass in the UMass win.

CAREER STATISTICS

-KICK RETURNS-

Year	GP/GS	No	Yds	Avg	TD	Long
2015	10/0	14	365	26.1	1	96
2016	7/3	2	72	36.0	0	50
Total	17	16	437	27.3	1	96

-PUNT RETURNS-

Year	GP/GS	No	Yds	Avg	TD	Long
2016	7/3	2	8	4.0	0	5
Total	17	2	8	4.0	0	5

SINGLE-GAME HIGHS

Tackles 4, 3x: Mississippi State, 2016, Kentucky, 2016 and Tennessee, 2016
Tackles for Loss 0.5, Tennessee, 2016
Sacks 0.5, Tennessee, 2016
Pass Breakups 2, Vanderbilt, 2016
Fumbles Forced 1, Vanderbilt, 2016
Kickoff Returns 4, Clemson, 2015
Kick Return Yards 118, LSU, 2015
Long Kick Return 96, LSU, 2015
Kick Return Touchdowns 1, LSU, 2015
Long Punt Return 5, Kentucky, 2016

2015: Played in 10 games... averaged 26.1 yards on 14 kick returns, ranking fifth in the SEC... broke loose for a touchdown on the first kickoff return of his career at LSU.

Player Notes



**Elliott
FRY**

29

**PK • 6-0 • 170 • SR. • 3L
Frisco, Texas
(Prince of Peace Christian)**

CAREER STATISTICS

-PLACEKICKING-

Year	GP	FG-A	Pct	Long	PAT-A	Pts.
2013	13	15-18	83.3	45	54-55	99
2014	13	18-25	72.0	47	51-51	105
2015	12	20-28	71.4	52	25-25	85
2016	8	8-11	72.7	55	16-16	40
Total	46	61-82	74.4	55	146-147	329

-FIELD GOALS-

Year	M-A	Pct	01-19	20-29	30-39	40-49	50+	Lg	Blk
2013	15-18	83.3	0-0	5-5	4-5	6-8	0-0	45	0
2014	18-25	72.0	0-0	5-5	6-7	7-10	0-3	47	0
2015	20-28	71.4	1-1	9-9	4-5	4-8	2-5	52	0
2016	8-11	72.7	0-0	1-1	3-3	3-5	1-2	55	0
Total	61-82	74.4	1-1	20-20	17-20	20-31	3-10	55	0

FRY ON CAROLINA'S CAREER LISTS

POINTS SCORED

- Collin Mackie (1987-90).....330
- Elliott Fry (2013-16).....329

FIELD GOALS MADE

- Collin Mackie (1987-90).....72
- Elliott Fry (2013-16).....61

FIELD GOALS ATTEMPTED

- Collin Mackie (1987-90).....98
- Elliott Fry (2013-16).....82

FIELD GOAL PERCENTAGE

- Spencer Lanning (2007-10).....773
- Elliott Fry (2013-16).....744

PATs MADE

- Elliott Fry (2013-16).....146

PATs ATTEMPTED

- Elliott Fry (2013-16).....147

PAT PERCENTAGE (Min. 40 Made)

- Adam Yates (2008-12).....1,000
- Elliott Fry (2013-16).....993

CONSECUTIVE PATs

- Elliott Fry (2013-16).....140

CAREER vs. MIZZOU: Is 5-for-7 on field goal attempts... kicked the game-winning 40-yarder in overtime in Carolina's 2013 victory at Mizzou.

LAST WEEK vs. UT: Was 3-for-3 on extra point efforts and hit his lone field goal try, from 28 yards out.

HISTORICAL NOTES: Moved to 16th in SEC history for career scoring with 329 points in the Tennessee game, passing Alabama's Michael Proctor, who had 326 points for the Tide from 1992-95... now one point away from tying Collin Mackie for the South Carolina career scoring record.


2016: 8-for-11 on field goals and 16-for-16 on PATs... kicked the game-winning field goal with :35 remaining in the Vanderbilt victory, a career-high 55-yard effort to lift Carolina to a 13-10 win... the 55-yard field goal was the second-longest in South Carolina history and matched the longest field goal in all of FBS football in Week 1... overall against Vandy, the senior was 2-for-2 kicking field goals... was 0-1 on field goals and 2-2 on PATs at Mississippi State... connected on both of his field goal attempts, hitting from 37 and 39 yards out, in the East Carolina win... made a 35-yard field goal at Kentucky and was true on his lone PAT... was 2-for-4 on field goals against Texas A&M, connecting from 43 yards twice... became just the second Gamecock in history to hit 60 field goals in a career in the Texas A&M game... made both of his extra point attempts in the Georgia game and moved past Kevin Faulk (LSU, 1995-98) for 18th on the SEC career scoring list... went 4-for-4 on his PAT tries in the UMass win.

NOTE: Is a candidate for All-SEC accolades and the Groza Award, which recognizes the nation's top placekicker... longest consecutive field goal streak is 12... was a second-team All-SEC selection in 2014... has earned three SEC Special Teams Player of the Week accolades... nominated for the Allstate AFCA Good Works Team.

2016 GAME-BY-GAME

Date	Opponent	FGM-A	1-19	20-29	30-39	40-49	50+	Lg	Blk
9/1	at Vanderbilt	2-2	0-0	0-0	0-0	1-1	1-1	55	0
9/10	at Mississippi St.	0-1	0-0	0-0	0-0	0-0	0-1	--	0
9/17	East Carolina	2-2	0-0	0-0	2-2	0-0	0-0	39	0
9/24	at Kentucky	1-1	0-0	0-0	1-1	0-0	0-0	35	0
10/1	Texas A&M	2-4	0-0	0-0	0-0	2-4	0-0	43	0
10/8	Georgia	0-0	0-0	0-0	0-0	0-0	0-0	--	0
10/22	Massachusetts	0-0	0-0	0-0	0-0	0-0	0-0	--	0
10/29	Tennessee	1-1	0-0	1-1	0-0	0-0	0-0	28	0
11/5	Missouri								
11/12	at Florida								
11/19	Western Carolina								
11/26	at Clemson								
2016 Totals		8-11	0-0	1-1	3-3	3-5	1-2	55	0

2013 SEC Special Teams Player of the Week (Vandy)
2016 Preseason All-SEC (Coaches & Media)
2016 Lou Groza Award Candidate
2014 Second-Team All-SEC (Coaches)
2014 Lou Groza Semifinalist
2014 SEC Special Teams Player of the Week (ECU)
2014 SEC Fall Academic Honor Roll
2013 SEC Special Teams Player of the Week (Missouri)
2013 SEC Freshman of the Week (Florida)



Elliott Fry

Player Notes



Terry GOOGER

5

WR • 6-4 • 220 • SO. • 1L
Atlanta, Ga.
(Woodward Academy)

2015 vs. MIZZOU:
Caught one pass for 14 yards.

LAST WEEK vs. UT: Was targeted once in the passing game.

2016: Has played in every game, with three starts... has seven catches for 66 yards... caught his first pass of the season for 11 yards at Mississippi State... moved into the starting lineup at Kentucky and caught one pass for 10 yards... also made a special teams tackle against the Wildcats... set a career high with three catches, going for 25 yards, in a starting assignment vs. Texas A&M... caught one pass for seven yards against Georgia... got the start at wide receiver and caught one pass for 13 yards in the UMass win.

2015: Played in 11 of 12 games... caught five passes for 74 yards... earned a spot on the SEC Fall Academic Honor Roll... garnered Most Improved Wide Receiver accolades at the 2015 Garnet & Black Spring Game.

CAREER STATISTICS

Year	GP/GS	Rec	Yds	Avg	TD	Long
2015	11/2	5	74	14.8	0	22
2016	8/3	7	66	9.4	0	13
Total	18/5	12	140	11.7	0	22

SINGLE-GAME HIGHS

Receptions.....	3, Texas A&M, 2016
Yards Receiving	39, North Carolina, 2015
Long Reception.....	22, North Carolina, 2015

2016 GAME-BY-GAME

Date	Opponent	Rec	Yds	Avg	TD	Rush	Yds	Avg	TD
9/1	at Vanderbilt	0	0	--	0	0	0	--	0
9/10	at Mississippi St.	1	11	11.0	0	0	0	--	0
9/17	East Carolina	0	0	--	0	0	0	--	0
9/24	at Kentucky	1	10	10.0	0	0	0	--	0
10/1	Texas A&M	3	25	8.3	0	0	0	--	0
10/8	Georgia	1	7	7.0	0	0	0	--	0
10/22	Massachusetts	1	13	13.0	0	0	0	--	0
10/29	Tennessee	0	0	--	0	0	0	--	0
11/5	Missouri								
11/12	at Florida								
11/19	Western Carolina								
11/26	at Clemson								
2016 Totals		7	66	9.4	0	0	0	--	0



Kelsey GRIFFIN

94

DL • 6-2 • 295 • SR. • 3L
Buford, Ga.
(Mill Creek)

CAREER STATISTICS

Year	GP/GS	UT	AT	TT	TFL	QBS	INT	PBU	QBH	FF	FR
2013	9/0	7	5	12	0.5-1	0.5-1	0	0	0	0	0
2014	6/0	4	4	8	1.0-1	0.0-0	0	0	0	0	0
2015	11/0	9	5	14	3.5-17	2.5-13	0	0	0	0	0
2016	8/2	10	9	19	1.0-3	0.0-0	0	0	2	0	1
Total	34/2	30	23	53	6.0-22	3.0-14	0	0	2	0	1

LAST WEEK vs. UT: Was in on one tackle.

2016: Has played in every game, with two starts... has 19 tackles, including one for loss, and a pair of hurries... earned his first career start in the Vandy win and tallied five tackles... posted three solo stops and a hurry vs. Vandy... started and set a career high with six tackles at Mississippi State... posted one solo tackle against East Carolina... made two tackles at Kentucky in his 30th career appearance as a Gamecock... made one solo tackle against Texas A&M... collected one tackle against Georgia... finished with two tackles, a fumble recovery and a QB hurry in the UMass win.

2015: Played in 11 of 12 games, collecting 14 tackles... had 3.5 tackles for loss and 2.5 sacks... had a key performance in the season opener, collecting 1.5 sacks in key moments to stall drives for North Carolina... credited with three stops against Florida, including a six-yard sack and another four-yard tackle for loss... earned a spot on the SEC Fall Academic Honor Roll for the second-straight year.

SINGLE-GAME HIGHS

Tackles	6, Mississippi State, 2016
Tackles for Loss	2.0, Florida, 2015
Sacks	1.5, North Carolina, 2015
Fumbles Recovered.....	1, UMass, 2016
QB Hurries	1, twice: Vanderbilt, 2016 and UMass, 2016



Cory HELMS

51

OL • 6-4 • 310 • JR. • SQ
Alpharetta, Ga.
(Milton/Wake Forest)

2013 Freshman All-American

LAST WEEK vs. UT: Made the start at right guard and served as team captain.

2016: Has started every game... made his Gamecock debut in the Vanderbilt win, starting at center... shifted to right guard at Mississippi State... served as a team captain against Kentucky, Georgia and Tennessee.

CAREER STATS (AT USC)

Year	Games	Starts
2016	8	8
Total	8	8

NOTE: Junior offensive lineman who sat out the 2015 campaign after transferring from Wake Forest, where he played in all 24 games, making 23 starts from 2013-14.

Player Notes



T.J. HOLLOWAN

11

LB • 6-2 • 230 • SR. • 3L
Stone Mountain, Ga.
(St. Pius X)

2013 Athlon's Third-team Freshman All-American

CAREER STATISTICS

Year	GP/GS	UT	AT	TT	TFL	QBS	INT	PBU	QBH	FF	FR
2013	13/3	28	16	44	5.0-13	1.0-6	3	1	1	0	0
2014	13/4	20	13	33	2.5-18	1.0-13	0	1	1	0	0
2015	10/9	42	21	63	2.5-3	0.0-0	2	2	3	0	3
2016	8/7	30	16	46	2.0-4	0.0-0	2	0	2	1	0
Total	44/23	120	66	186	12.0-38	2.0-19	7	4	7	1	3

CAREER vs. MIZZOU:

Has eight tackles in three games, including six in 2015.

LAST WEEK vs. UT:

Tallied five tackles, including one tackle for loss.

2016:

Has played in every game, with seven starts... ranks third on the team with 46 tackles (30 solo)... has two interceptions, which ranks ninth in the SEC... made five tackles in the victory over Vandy... added seven tackles and an interception at Mississippi State... his pick came on the goal line, denying the Bulldogs a 2nd-quarter touchdown... led the Gamecocks with a career-best nine tackles (seven solo) in the East Carolina victory... tallied one tackle for loss and was in on three more tackles on plays that went for no gain against ECU... notched four tackles, all solo stops, at Kentucky... tallied five tackles (four solo) against Texas A&M... made five tackles, all solo, and was credited with a quarterback hurry against Georgia... had a big all-around day in the UMass win, with six tackles, a tackle for loss, an interception and a forced fumble... created a UMass turnover in the 1st quarter when he jarred a fumble loose, leading to a Carolina touchdown... intercepted a UMass pass in the 2nd quarter, leading to another Carolina score.

SINGLE-GAME HIGHS

Tackles	9, twice: Clemson, 2015 and East Carolina, 2016
Tackles for Loss	1.0, 11x; last: Tennessee, 2016
Sacks	1.0, twice, Coastal Carolina, 2013 and South Alabama, 2014
QB Hurries	2, UCF, 2015
Pass Breakups	1, 4x; last: Vanderbilt, 2015
Interceptions	2, UCF, 2015
Forced Fumbles	1, UMass, 2016
Fumble Recoveries	1, 3x; Vanderbilt, 2015 Tennessee, 2015 and Clemson, 2015



Hayden HURST

81

TE • 6-5 • 250 • SO. • 1L
Jacksonville, Fla.
(The Bolles School)

2016 Mackey Award Watch List

LAST WEEK vs. UT:

Made one catch for nine yards, and it came at a crucial time, moving the chains on a 3rd-and-7 late in the 4th quarter

2016:

Ranks ninth in the SEC with 4.0 receptions per game... listed ninth among FBS tight ends with 32 catches and 406 receiving yards... is the first Carolina tight end to catch 30 passes since 2009... caught two passes for 17 yards in the Vanderbilt win... added a career-best eight catches for 68 yards against Mississippi State... also made two tackles in Starkville...

caught two passes for 43 yards in the East Carolina win... came up with a season-high 36-yard reception to set up South Carolina's crucial field goal in the 4th quarter against East Carolina... led all players with seven catches for 84 yards at Kentucky, including a 30-yard reception to set up Carolina's touchdown... caught five passes for 90 yards against Texas A&M... one of his receptions vs. TAMU, a 36-yard catch-and-run, came from punter Sean Kelly on a successful fake punt... also threw one pass on a trick play against the Aggies, finding A.J. Turner for a nine-yard reception... led all players with six catches for 86 yards in the Georgia game... reeled in a 35-yard reception on a 4th-and-6 that moved the chains on a Carolina 4th-quarter touchdown drive against UGA... caught one pass for nine yards and also made a crucial tackle after a Carolina turnover against UMass.

NOTE: Former professional baseball player who played in the Pittsburgh Pirates' organization before walking-on to the Carolina football team in the summer of 2015... placed on scholarship in the spring of 2016.

CAREER STATISTICS

-RECEIVING-						
Year	GP/GS	Rec	Yds	Avg	TD	Long
2015	12/1	8	106	13.2	0	47
2016	8/8	32	406	12.7	0	36
Total	20/9	40	512	12.8	0	47

-PASSING-							
Year	GP/GS	Com-Att	Int	Pct.	Yds	TD	Long
2015	12/1	0-0-0	--	0	0	--	--
2016	8/8	1-1-0	100	9	0	9	9
Totals	20/9	1-1-0	100	9	0	9	9

SINGLE-GAME HIGHS

Receptions	8, Mississippi State, 2016
Yards Receiving	90, Texas A&M, 2016
Long Reception	47, Texas A&M, 2015
Pass Completions	1, Texas A&M, 2016
Passing Yards	9, Texas A&M, 2016
Longest Pass	9, Texas A&M, 2016




T.J. Holloman

2016 GAME-BY-GAME

Date	Opponent	Rec	Yds	Avg	TD	Rush	Yds	Avg	TD
9/1	at Vanderbilt	2	17	8.5	0	0	0	--	0
9/10	at Mississippi St.	8	68	8.5	0	0	0	--	0
9/17	East Carolina	2	43	21.5	0	0	0	--	0
9/24	at Kentucky	7	84	12.0	0	0	0	--	0
10/1	Texas A&M	5	90	18.0	0	0	0	--	0
10/8	Georgia	6	86	14.3	0	0	0	--	0
10/22	Massachusetts	1	9	9.0	0	0	0	--	0
10/29	Tennessee	1	9	9.0	0	0	0	--	0
11/5	Missouri								
11/12	at Florida								
11/19	Western Carolina								
11/26	at Clemson								
2016 Totals		32	406	12.7	0	0	0	--	0

Player Notes



**Ulric
JONES**

93

DL • 6-5 • 300 • JR. • SQ
Oxford, Ala.
(Oxford/Butler C.C.)

CAREER STATISTICS

Year	GP/GS	UT	AT	TT	TFL	QBS	INT	PBU	QBH	FF	FR
2016	8/4	5	23	28	0.5-1	0.0-0	0	2	0	0	0
Total	8/4	5	23	28	0.5-1	0.0-0	0	2	0	0	0

LAST WEEK vs. UT:

Started and led the Gamecocks with six tackles (three solo).

2016: Has played in every game, with four starts... has tallied 28 tackles and one blocked field goal... made his Gamecock debut at Vanderbilt and contributed to a pair of tackles... led the team with nine tackles against Mississippi State... made his first career start in the East Carolina win and had two tackles to go with a pass breakup... made his most important contribution to the ECU victory on special teams, blocking a field goal... was back in the starting lineup at Kentucky and tallied five tackles... made two tackles against Georgia... recorded two tackles and a pass breakup in a starting assignment against UMass.

NOTE: Big lineman who returned to the defensive unit in the spring of 2016 after spending time on both sides of the ball in his first year in Columbia... has two years of eligibility remaining.

2015: Redshirted in his first season with the Garnet & Black... began his Gamecock career on the defensive line... was moved midway through the year to the offensive side of the ball where he worked at tight end.

SINGLE-GAME HIGHS

Tackles 9, Mississippi State, 2016
Tackles for Loss 0.5, Mississippi State, 2016
Pass Breakups 1, twice: East Carolina, 2016
and UMass, 2016
Blocked Field Goals..... 1, East Carolina, 2016



**Sean
KELLY**

13

P • 5-10 • 190 • SR. • 1L
Oakland, Fla.
(West Orange/FAU)

CAREER STATISTICS

Year	GP	No.	Yards	Avg.	Long	TB	FC	I20
2012	12	68	2711	39.9	68	5	6	16
2013	12	72	3072	42.7	64	5	21	26
2015	11	50	2185	43.7	69	4	15	22
2016	8	51	2123	41.4	66	3	21	22
Total	43	241	10,091	41.9	69	17	63	86

2015 vs. MIZZOU: Tallied four punts, averaging 35.5 yards per kick, and pinned the Tigers inside of the 20 three times and also made a solo tackle.

CAREER STATISTICS

Year	GP	-PASSING-			Yds	TD	Long
		Com-Att	Int	Pct.			
2016	8	1-1	0	100	36	0	36
Totals	43	1-1	0	100	36	0	36

LAST WEEK vs. UT: Punted the ball a season-high nine times with an average of 42.8 yards per kick... had a long of 62 yards and pinned Tennessee inside of the 20 two times.

2016: Has punted 51 times for an average of 41.6 yards... his 41.8 punting average ranks eighth in the SEC... has placed 22 punts inside of the 20... punted seven times at Vanderbilt for an average of 39.9 yards per punt... had a long of 45 yards and buried the Commodores inside of their own 20-yard line three times... punted seven times for an average of 49.1 yards per punt... had a long punt of 66 yards and twice pinned MSU inside of the 20-yard line... punted the ball five times, averaging 37.6 yards per boot, against East Carolina... pinned ECU inside the 20 twice... punted the ball eight times at Kentucky, averaging 37.4 yards per effort... was key in the field position battle, pinning UK inside of the 20 five times... punted five times, with an average of 40.8 yards, against Texas A&M... had a long of 48 yards and left three kicks inside of the 20 vs. the Aggies... also completed a pass for 36 yards on a fake punt against Texas A&M, connecting with Hayden Hurst for a huge play in the 3rd quarter... punted the ball five times, averaging a season-best 49.4 yards per kick against Georgia... launched five punts for a 35.4 average against UMass and pinned the Minutemen inside of the 20 four times.

NOTE: Candidate for all-conference recognition... experienced player who was the starting punter at FAU for two seasons prior to his arrival in Columbia.

2015: Transfer who joined the Gamecocks in January of 2015 as a walk-on... was the only punter to go through spring drills... earned a spot on the Ray Guy Award Watch List... averaged 44.3 yards per punt with a net average of 41.3... ranked fourth in the SEC in punting average, while the Gamecocks were second in the league and seventh in the country in net punting... 45 percent (25-of-55) of his punts were inside the 20 with just four touchbacks... had 14 punts of 50-plus yards... averaged 46.5 yards on five punts with two inside the 20 and a long of 60 in his debut against North Carolina... also converted a fourth down with a 17-yard run off a fake... averaged 45.0 yards on four punts with three inside the 20 against UCF... had a 54-yard punt with three of four inside the 20 at Missouri... averaged 49.7 yards on six punts at Tennessee, including three of 50-plus yards, including a 56-yarder... boomed a career-long 69-yard punt against Florida... averaged 49.3 yards on three punts against The Citadel, including a 58-yarder... averaged 49.8 yards on five punts with a long of 68 against Clemson.



Sean Kelly

Player Notes



Jamarcus KING

7

DB • 6-2 • 180 • JR. • JC
Mobile, Ala.
(Blount/Coffeyville C.C.)

CAREER STATISTICS

Year	GP/GS	UT	AT	TT	TFL	QBS	INT	PBU	QBH	FF	FR
2016	8/6	34	2	36	3.0-10	0.0-0	3	6	0	1	0
Total	8/6	34	2	36	3.0-10	0.0-0	3	6	0	1	0

LAST WEEK vs. UT:

Had a huge game with five tackles and two interceptions, including a 4th-quarter pick to help Carolina seal the victory... earned SEC Defensive Player of the Week accolades for his efforts.

2016: Has 36 tackles, including 3.0 for loss, in eight games (six starts)... ranks fourth on the team in tackles... ranked third in the SEC and 24th nationally with three interceptions... notched a big effort in his Gamecock debut, with three tackles, including one for loss in a victory over Vanderbilt... his tackle behind the line of scrimmage pushed Vandy back after they'd crossed into South Carolina territory in the 4th quarter, and the drive ultimately led to no points... added five solo stops and another tackle for loss at Mississippi State... made his first career start in the East Carolina victory and set a career high with six tackles (all solo) along with an interception... the pick came in the end zone, denying ECU a 2nd-quarter touchdown... called on to start for a second straight game at Kentucky... made five tackles and forced a fumble against the Wildcats, creating a turnover for the second consecutive game... set a career high with seven tackles (six solo) and returned one punt for two yards against Texas A&M... made three solo tackles, including one tackle for loss, against Georgia... made two tackles and was credited with three pass breakups in the UMass win.

2015: One of the nation's top junior college cornerbacks... played two seasons at Coffeyville Community College in Kansas... number one-rated junior college cornerback in the country and the seventh-best JUCO prospect regardless of position according to Rivals... ESPN gives him four stars and considers him as the top cornerback and the 10th-best JUCO player in the country.

SINGLE-GAME HIGHS

Tackles 7, Texas A&M, 2016
Tackles for Loss 1.0, 3x: Vanderbilt, 2016, 1.0, Mississippi State, 2016 and 1.0, Georgia, 2016
Interceptions 2, Tennessee, 2016
Pass Breakups 3, UMass, 2016
Fumbles Forced 1, Kentucky, 2016
Long Punt Return 2, Texas A&M, 2016



Abu LAMIN

99

DL • 6-4 • 310 • SR. • 2L
Fayetteville, N.C.
(Trinity Christian/Fort Scott C.C.)

CAREER STATISTICS

Year	GP/GS	UT	AT	TT	TFL	QBS	INT	PBU	QBH	FF	FR
2014	10/0	4	4	8	0.0-0	0.0-0	0	0	0	0	0
2015	10/0	4	1	5	0.0-0	0.0-0	0	0	0	0	0
2016	5/0	1	0	1	0.0-0	0.0-0	0	0	0	0	0
Total	25/0	9	5	14	0.0-0	0.0-0	0	0	0	0	0

LAST WEEK vs. UT: Saw action for the 25th time as a Gamecock.

SINGLE-GAME HIGHS

Tackles 2, 3x: Texas A&M, 2014, Vanderbilt, 2014 and Citadel, 2015

2016: Has played in five games... missed the first three contests before debuting at Kentucky... notched his first tackle of the season against Georgia.



Chris LAMMONS

3

DB • 5-10 • 190 • JR. • 2L
Lauderhill, Fla.
(Plantation)

CAREER STATISTICS

Year	GP/GS	UT	AT	TT	TFL	QBS	INT	PBU	QBH	FF	FR
2014	10/7	20	1	21	0.5-1	0.0-0	0	0	0	0	0
2015	8/4	18	6	24	1.5-5	0.0-0	1	4	0	0	0
2016	8/8	21	10	31	4.0-20	1.0-10	3	3	0	1	1
Total	26/19	59	17	76	6.0-26	1.0-10	4	7	0	1	1

2015 vs. MIZZOU: Made two tackles, including one for loss.

LAST WEEK vs. UT: Made two tackles.

CAREER STATISTICS

-PUNT RETURNS-

Year	GP/GS	No	Yds	Avg	TD	Long
2016	8/8	2	13	6.5	0	19
Total	26	2	13	6.5	0	19

SINGLE-GAME HIGHS

Tackles 8, East Carolina, 2016
Tackles for Loss 2.0, East Carolina, 2016
Interceptions 1, 4x, last: UMass, 2016
Pass Breakups 2, Tennessee, 2015
Sacks 1, East Carolina, 2016
Forced Fumbles 1, East Carolina, 2016
Fumbles Recovered 1, UMass, 2016
Punt Returns 2, UMass, 2016
Punt Return Yards 13, UMass, 2016
Long Punt Return 19, UMass, 2016

2016: Has started every game... has 31 tackles and 4.0 tackles for loss on the season... ranked third in the SEC and 24th nationally with three interceptions... recorded one tackle and one pass breakup in the Vandy win... added five tackles (three solo) plus a tackle for loss in the game at Mississippi State... had a monster game in the East Carolina win... named Defensive Player of the Game by Coach Muschamp... credited with a career-high eight tackles, including two for loss, his first career sack, an interception and a forced fumble against the Pirates... his forced fumble led to a Carolina field goal, and his interception came at the goal line, denying ECU a score of their own... served as team captain at Kentucky and made four tackles (three solo)... made four tackles and one interception against Texas A&M... his pick against the Aggies was an acrobatic effort that stalled a Texas A&M drive in the 3rd quarter... finished with three tackles and one pass breakup against Georgia... created two turnovers, with both a fumble recovery and an interception. against UMass.



Alan KNOTT

70

OL • 6-4 • 290 • JR. • 2L
Tyrone, Ga.
(Sandy Creek)

2016 Rimington Award Watch List
2015 Rimington Award Watch List

LAST WEEK vs. UT: Started at center in his 30th appearance with the Gamecocks.

2016: Has started seven games... Did not travel to Vanderbilt... made his season debut when he started at center vs. Mississippi State... has been in the starting lineup ever since.

2015: Named to Rimington Watch List... put together an excellent spring where he was recognized by the coaches as the Most Improved Offensive Lineman and also the Joe Morrison Offensive Player of the Spring.

CAREER STATS

Year	Games	Starts
2014	13	8
2015	10	9
2016	7	7
Total	30	24

Player Notes



Marquavius LEWIS

8

DL • 6-3 • 270 • SR. • 1L
Greenwood, S.C.
(Greenwood/Hutchinson C.C.)

CAREER STATISTICS

Year	GP/GS	UT	AT	TT	TFL	QBS	INT	PBU	QBH	FF	FR
2015	12/12	26	19	45	4.5-23	3.0-20	0	1	6	0	0
2016	8/8	16	12	28	2.0-9	0.0-0	0	0	2	0	1
Total	20/20	42	31	73	6.5-32	3.0-20	0	1	8	0	1

2015 vs. MIZZOU: Made eight tackles.

LAST WEEK vs. UT: Started his 20th consecutive game, the best active mark on the Carolina roster.

2016: Has started every game... has 28 tackles, including 2.0 tackles for loss and one fumble recovery... had a monster effort in the victory over Vanderbilt, with a team-high seven tackles... made three straight solo tackles as Vandy was driving in the 4th quarter, forcing a field goal that ultimately went wide left... added four tackles and 0.5 tackles for loss at Mississippi State... made one tackle for loss and broke up one pass attempt in the East Carolina win... tallied four tackles and recovered a fumble at Kentucky... served as a team captain against Texas A&M and was in on three tackles, including a half tackle for loss... came up with five tackles (four solo) against Georgia... came up with three tackles (two solo) in the UMass win.

NOTE: Only returning player who started every game in 2015... for the second year in a row, selected by the coaching staff as the Rex Enright Defensive Player of the Spring.

2015: One of six players on the squad who started every game... ranked sixth on the team with 45 tackles... logged 4.5 tackles for loss and was second on the team with 3.0 sacks... led the squad with six quarterback hurries... selected as the Rex Enright Defensive Player of the Spring by the coaching staff.



Marquavius Lewis

SINGLE-GAME HIGHS

Tackles	9, LSU, 2015
Tackles for Loss	2.0, Vanderbilt, 2015
Sacks	1.0, 3x: LSU, 2015, Vanderbilt, 2015 and Tennessee, 2015
QB Hurries	2, twice: Vanderbilt, 2015 and Florida, 2015
Pass Breakups	1, Kentucky, 2015
Fumbles Recovered	1, Kentucky, 2016



Brandon MCILWAIN

11

QB • 6-0 • 205 • FR. • HS
Newtown, Pa.
(Council Rock North)

CAREER STATISTICS

-PASSING-							
Year	GP/GS	Com-Att	Int	Pct.	Yds	TD	Long
2016	7/3	56-107	1	52.3	567	2	42
Totals	7/3	56-107	1	52.3	567	2	42
-RUSHING-							
Year	GP/GS	Att	Yds	Avg	TD	Long	
2016	7/3	58	114	2.0	2	11	
Totals	7/3	58	114	2.0	2	11	

LAST WEEK vs. UT: Was 0-for-1 passing and rushed once for a loss of one.

2016: Has played in seven games, with three starts... sports total numbers of 56-for-107 for 567 yards, two touchdowns and one interception... in the rushing game has 58 carries for 114 yards and two rushing touchdowns... made his Gamecock debut in the Vandy win, playing most of the second quarter under center... finished 5-for-11 for 35 yards passing while carrying the ball seven times for 29 yards against the Commodores...

played the second half at Mississippi State... was 11-for-22 for 126 yards and two touchdowns... threw his first career TD pass in the 3rd quarter, connecting with A.J. Turner from 18 yards out... made his first career start in the East Carolina win... was named Offensive Player of the Game by Coach Muschamp for his performance vs. ECU... went 16-for-28 through the air, for 195 yards, and gained 34 yards on nine carries with two rushing touchdowns against the Pirates... found the end zone from nine yards out on the first play from scrimmage, and scored a 10-yard rushing touchdown on Carolina's second drive in the ECU game... went 15-for-30 for 177 yards passing at Kentucky... carried the ball 13 times for 11 net yards against the Wildcats... was 9-for-15 for 34 yards and one interception and carried the ball 12 times for seven yards against Texas A&M... did not play against Georgia... carried the ball five times for 17 yards in the UMass win.

SINGLE-GAME HIGHS

Pass Attempts	30, Kentucky, 2016
Pass Completions	16, East Carolina, 2016
Passing Yards	195, East Carolina, 2016
Passing Touchdowns	2, Mississippi State, 2016
Longest Pass	42, East Carolina, 2016
Rushing Attempts	13, Kentucky, 2016
Rushing Yards	34, East Carolina, 2016
Longest Rush	11, Mississippi State, 2016

HIGH SCHOOL: Two-sport standout who graduated from Council Rock North High School in Newtown, Pa. in December 2015 and enrolled at South Carolina in January... threw for 1,720 yards and 18 touchdowns on 147-of-252 passing and rushed for 1,545 yards and 31 touchdowns on 227 carries as a senior... as a defensive back, he collected 62 tackles and two interceptions, returning one for a score for the Indians... named the Pennsylvania Gatorade Player of the Year, the AP Class AAAA Player of the Year, and the Maxwell Club PA Player of the Year... named an Elite 11 quarterback after his summertime performance at The Opening national event... Rivals considers him a four-star prospect, the eighth-best player in Pennsylvania and the 13th-best dual-threat quarterback in the nation... 247Sports ranks him as a four-star recruit, the No. 2 dual-threat quarterback in the country and No. 153 overall.

2016 GAME-BY-GAME

Date	Opponent	Com-Att-Int	Pct.	Yds	TD	Long	Rush-Yds-TD
9/1	at Vanderbilt	5-11-0	.455	35	0	11	7-29-0
9/10	at Mississippi St.	11-22-0	.500	126	2	24	11-17-0
9/17	East Carolina	16-28-0	.571	195	0	42	9-34-2
9/24	at Kentucky	15-30-0	.500	177	0	30	13-11-0
10/1	Texas A&M	9-15-1	.600	34	0	10	12-7-0
10/8	Georgia						DNP
10/22	Massachusetts	0-0-0	--	--	--	--	5-17-0
10/29	Tennessee	0-1-0	--	--	--	--	1-(-1)-0
11/5	Missouri						
11/12	at Florida						
11/19	Western Carolina						
11/26	at Clemson						
2016 Totals		56-107-1	.523	567	2	42	58-114-2

Player Notes



Steven MONTAC

22 DB • 5-11 • 190 • SO. • TR
Covington, Ga.
(Newton/Coffeyville C.C.)

CAREER STATISTICS

Year	GP/GS	UT	AT	TT	TFL	QBS	INT	PBU	QBH	FF	FR
2016	6/1	8	3	11	0.0-0	0.0-0	0	1	0	0	0
Total	6/1	8	3	11	0.0-0	0.0-0	0	1	0	0	0

LAST WEEK vs. UT: Saw significant action... made one tackle and one pass breakup.

SINGLE-GAME HIGHS

Tackles 6, East Carolina, 2016
Pass Breakups 1, Tennessee, 2016

2016: Has played in six games, with one start... has 11 tackles on the season... did not play against Vanderbilt or Mississippi State... made his Gamecock debut against East Carolina, starting at safety... made six tackles (five solo) against the Pirates... registered one tackle at Kentucky... recorded one solo tackle against Texas A&M... made one tackle, which came on punt coverage, against Georgia... made one tackle in the UMass win.

2015: Spent one season at Coffeyville CC in Kansas.



Chris MOODY

6 LB • 6-1 • 220 • SR. • 3L
McDonough, Ga.
(Henry County)

CAREER STATISTICS

Year	GP/GS	UT	AT	TT	TFL	QBS	INT	PBU	QBH	FF	FR
2013	12/0	4	3	7	0.0-0	0.0-0	0	0	1	0	0
2014	13/7	25	12	37	0.0-0	0.0-0	1	1	0	0	1
2015	12/0	3	1	4	0.5-1	0.0-0	0	1	0	0	0
2016	8/6	18	11	29	0.0-0	0.0-0	0	0	1	0	1
Total	45/13	50	27	77	0.5-1	0.0-0	1	2	2	0	2

LAST WEEK vs. UT: Recorded three tackles.

2016: Has played in each game (six starts), with 29 tackles and one fumble recovery to his credit... made two tackles vs. Vanderbilt, including a solo stop... added a tackle at Mississippi State... earned his first start of the season against East Carolina in his 40th career appearance as a Gamecock... was in on two tackles against the Pirates... led the Gamecocks and set a career high with nine tackles (six solo) at Kentucky... made his 10th career start against Texas A&M and finished with one tackle and one fumble recovery... scooped up a loose ball after a Darius English sack and returned it 20 yards, setting up a 3rd-quarter field goal against the Aggies... notched three tackles and a quarterback hurry against Georgia... tallied eight tackles (five solo) in the UMass win.

NOTE: Senior safety who took some time away from the team in the off-season before electing to rejoin the squad during spring drills.

SINGLE-GAME HIGHS

Tackles 9, Kentucky, 2016
Tackles for Loss 0.5, Vanderbilt, 2015
Interceptions 1, Furman, 2014
QB Hurries 1, twice: UCF, 2013
and Georgia, 2016
Pass Breakups 1, twice; last: Vanderbilt, 2015
Fumbles Recovered 1, twice: Auburn, 2014
and Texas A&M, 2016



Skai MOORE

10 LB • 6-2 • 220 • SR. • 3L
Cooper City, Fla.
(University)

2015 Second-team All-SEC (AP and Coaches)
2015 SEC Defensive Player of the Week (N. Carolina)
2014 Independence Bowl Defensive MVP
2013 Second-Team Freshman All-America (247Sports)
2013 Coaches SEC All-Freshman Team

CAREER STATISTICS

Year	GP/GS	UT	AT	TT	TFL	QBS	INT	PBU	QBH	FF	FR
2013	13/4	30	26	56	3.5-7	0.5-3	4	0	0	0	1
2014	12/9	52	41	93	2.5-13	1.0-9	3	0	1	0	1
2015	12/11	69	42	111	6.5-21	2.0-11	4	4	1	3	1
2016											
Total	37/24	151	109	260	12.5-41	3.5-23	11	4	2	3	3

Senior linebacker who will take a redshirt year in 2016 due to a neck injury... suffered a herniated disk that required surgery... expected to return in 2017... most decorated returning player on the roster... was a second-team All-SEC selection in 2015 by both the AP and the league's coaches... has tallied 260 career tackles, needing 47 to move into the school's

all-time top-10... has led the team in tackles for three-consecutive seasons, becoming the first player to do so since Tony Watkins from 1992-94... could become the first Gamecock to lead the team in tackles for four-straight seasons, a feat that has been done just 11 times in NCAA Division I history... has recorded 10 games with double-figures in tackles... also owns 11 career interceptions, tying for third on the all-time list and just three shy of Bo Davies' school record of 14... owns a team-best 24 career starts and has a trio of two-interception games.

2015: Named one of six team captains... earned second-team All-SEC accolades by both the AP and coaches after leading the team with 111 tackles, which ranked third in the SEC with 9.2 tackles per game... also led the team with 6.5 tackles for loss and with four pass interceptions, tying for fourth in the SEC... led the team and tied for fourth in the SEC with three forced fumbles... became the first Gamecock to reach the century mark in tackles since 2006, while his 111 tackles was the second-highest total recorded by a South Carolina player in the last 25 years... recorded double-figures in tackles six times, including a career-high 14 tackles at Texas A&M... keyed the Gamecocks in their season opening victory, picking off two passes in the end zone against North Carolina... also led the team with 11 tackles while earning SEC Defensive Player of the Week accolades... made eight tackles with a tackle for loss against Kentucky, and returned his third interception of the season 14 yards to set up a touchdown... credited with a dozen stops at Georgia and at Missouri... added nine tackles against UCF... had 11 stops including a strip sack with a fumble that he recovered against Vanderbilt... also had an interception and a pass break up against the Commodores... had six stops with 1.5 tackles for loss and a sack at Tennessee... did not start and saw only limited action against The Citadel after missing much of the week's practice time due to a death in the family... came back with a game-high 13 tackles and forced a pair of fumbles against Clemson... recognized with the Big Plays award for the defense in the spring.

SINGLE-GAME HIGHS

Tackles 14, Texas A&M, 2015
Tackles for Loss 1.5, twice: North Carolina, 2013
and Tennessee, 2015
Sacks 1.0, 3x: East Carolina, 2014
Vanderbilt 2015 and Tennessee, 2015
Interceptions 2, 3x, last: North Carolina, 2015
Forced Fumbles 2, Clemson, 2015
Fumbles Recovered 1, 3x, last: Vanderbilt, 2015
QB Hurries 1, twice: Vanderbilt, 2014
and Florida, 2015
Pass Breakups 2, UCF, 2015

Player Notes



**Perry
ORTH**

10

QB • 6-1 • 200 • SR. • 1L
Ponte Vedra, Fla.
(Ponte Vedra/Fla. St. College)

2015 vs. MIZZOU: Was 2-for-5 for 14 yards through the air and carried the ball twice for seven yards.

LAST WEEK vs. UT: Did not play.

2016: Has played in four games and started three at quarterback... is 57-for-90 for a team-high 661 yards passing, with two interceptions... led the Gamecocks with 11 completions on 19 attempts for 152 yards in the Vandy win... was the quarterback for all three of South Carolina's scoring drives at Vandy... earned his second career win as a starting quarterback... started at MSU, going 9-for-17 for 83 yards... was sacked twice in Starkville and threw one interception... did not play against East Carolina or Kentucky... entered the Texas A&M game in the 4th quarter and led the Gamecocks with 138 yards on 11-for-18 passing... was back in the starting lineup for the Georgia game and completed 26-of-36 passes for a season-high 288 yards... his 288-yard effort through the air was a career high against an SEC opponent.

NOTE: Broke his left collarbone on March 26 in a spring practice and underwent surgery later that same day... a former walk-on, he logged a 1-7 record as a starter in 2015... named the Harold White GPA Award recipient for the offense at the 2016 Garnet & Black Spring Game.

2015: Former walk-on who established himself as the No. 1 signal-caller... placed on scholarship just prior to the start of the season... was 1-7 as a starter... completed 143-of-261 passes (54.8 percent) for 1,929 yards and 12 touchdowns with nine interceptions... also rushed 53 times for 138 yards and two scores... stepped in against Kentucky after Connor Mitch was sidelined with injuries... completed 13-of-20 passes for 179 yards and a touchdown against the Wildcats... made his first career start at Georgia... completed 6-of-17 passes for 66 yards with an interception... scored on a four-yard quarterback keeper against the Bulldogs... completed 14-of-28 passes for 200 yards and two touchdowns with one interception at LSU... topped that performance against Vanderbilt when he set then-career highs for completions (17), attempts (28) and yards passing (272), along with a 78-yard TD pass to Pharoh Cooper... set then-career highs in completions (20), attempts (39) and touchdown passes (3) while throwing for 233 yards at Tennessee... had the most productive game of his career against The Citadel, connecting on 28-of-43 passes for 367 yards (10th-best in school history) and a touchdown.

CAREER STATISTICS

-PASSING-						
Year	GP/GS	Com-Att-Int	Pct.	Yds	TD	Long
2013	1/0	1-1-0	1.000	5	0	5
2014	1/0	0-2-0	.000	0	0	0
2015	12/8	143-261-9	.548	1929	12	78
2016	4/3	57-90-2	.663	661	0	39
Total	18/11	201-354-11	.568	2595	12	78

-RUSHING-						
Year	GP/GS	Att	Yds	Avg	TD	Long
2013	1/0	0	0	0.0	0	0
2014	1/0	1	-13	-13.0	0	0
2015	12/8	53	138	2.6	2	66
2016	4/3	16	-59	-2.2	0	9
Total	18/11	70	66	0.9	2	66

-RECEIVING-						
Year	GP/GS	Rec	Yds	Avg	TD	Long
2013	1/0	0	0	--	0	--
2014	1/0	0	0	--	0	--
2015	12/8	1	17	17.0	1	17
2016	4/3	0	0	--	0	--
Total	18/11	1	17	17.0	1	17

SINGLE-GAME HIGHS

Pass Attempts	43, Citadel, 2015
Pass Completions	28, Citadel, 2015
Passing Yards	367, Citadel, 2015
Passing Touchdowns	3, twice: Tennessee, 2015 and Clemson, 2015
Longest Pass	78, Vanderbilt, 2015
Rushing Attempts	11, Texas A&M, 2015
Rushing Yards	64, Texas A&M, 2015
Longest Rush	66, Texas A&M, 2015
Rushing Touchdowns	1, twice: Georgia, 2015 and Texas A&M, 2015
Receptions	1, Florida, 2015
Yards Receiving	17, Florida, 2015
Touchdown Receptions	1, Florida, 2015

2016 GAME-BY-GAME

Date	Opponent	Com-Att-Int	Pct.	Yds	TD	Long	Rush-Yds-TD
9/1	at Vanderbilt	11-19-0	.579	152	0	33	5-8-0
9/10	at Mississippi St.	9-17-1	.529	83	0	21	3-(-17)
9/17	East Carolina						DNP
9/24	at Kentucky						DNP
10/1	Texas A&M	11-18-0	.611	138	0	28	1-(-11)
10/8	Georgia	26-36-1	.722	288	0	39	7-(-39)
10/22	Massachusetts						DNP
10/29	Tennessee						DNP
11/5	Missouri						
11/12	at Florida						
11/19	Western Carolina						
11/26	at Clemson						
2016 Totals		57-90-2	.663	661	0	39	16-(-59)-0



**D.J.
PARK**

69

OL • 6-4 • 330 • JR. • 2L
Dillon, S.C.
(Dillon)

LAST WEEK vs. UT: Saw game action.

2016: Has played in every game, with three starts... earned his first career start at right tackle vs. Vanderbilt... moved to right guard in the Vandy win after an injury to Donell Stanley... shifted back to right tackle against Mississippi State

2015: Played in 10 of 12 games... most of his action came on special teams... earned one of four Everyday Effort awards presented in the spring at the Garnet & Black game.

CAREER STATS

Year	Games	Starts
2014	8	0
2015	10	0
2016	8	4
Total	26	4



**Darius
PAULK**

30

RB • 5-8 • 205 • SR. • 1L
Columbia, S.C.
(Richland NE/N. Greenville)

LAST WEEK vs. UT: Saw game action.

2016: Has played in six games... made one tackle on kickoff coverage at Vanderbilt.

NOTE: Former walk-on who earned a scholarship for the 2015 campaign in his first season of eligibility at South Carolina... brother, Rodney, played linebacker at South Carolina... brother, Leonard, played football at East Carolina.

2015: Placed on scholarship prior to the start of the season... credited with five tackles on special teams... recognized with the Everyday Hustle award for the offense during the spring.

CAREER STATISTICS

-RUSHING-						
Year	GP/GS	Att	Yds	Avg	TD	Long
2015	12/0	2	3	1.5	0	3
2016	6/0	0	0	--	0	--
Total	18/0	2	3	1.5	0	3
-RECEIVING-						
Year	GP/GS	Rec	Yds	Avg	TD	Long
2015	12/0	0	0	--	0	--
2016	6/0	0	0	--	0	--
Total	18/0	0	0	--	0	--

SINGLE-GAME HIGHS

Rushing Attempts	2, Georgia, 2015
Rushing Yards	3, Georgia, 2015
Longest Rush	3, Georgia, 2015

Player Notes



Sherrod PITTMAN

9

LB • 6-0 • 225 • FR. • RS
Jacksonville, Fla.
(First Coast)

CAREER STATISTICS

Year	GP/GS	UT	AT	TT	TFL	QBS	INT	PBU	QBH	FF	FR
2016	3/0	2	0	2	0.0-0	0.0-0	0	0	0	0	0
Total	3/0	2	0	2	0.0-0	0.0-0	0	0	0	0	0

LAST WEEK vs. UT: Did not play.

SINGLE-GAME HIGHS

Tackles2, Georgia, 2016

2016: Has played in two games... made his Gamecock debut at Vanderbilt... sat out the next four games before returning to the lineup against Georgia... saw the most extensive action of his career against the Bulldogs and was credited with two tackles.

NOTE: Missed the 2015 season while rehabbing from a broken leg suffered in high school.

2015: Redshirted as a true freshman... spent the fall rehabbing from a broken leg he suffered during his senior year of high school... enrolled early at Carolina in January of 2015... earned Outstanding Weight Room accolades for the defense during the spring.



Kiel POLLARD

87

WR • 6-0 • 230 • FR. • HS
Moultrie, Ga.
(Colquitt County)

CAREER STATISTICS

Year	GP/GS	Rec	Yds	Avg	TD	Long
2016	7/0	1	18	18.0	0	18
Total	7/0	1	18	18.0	0	18

SINGLE-GAME HIGHS

Receptions.....1, Georgia, 2016
Yards Receiving18, Georgia, 2016
Long Reception.....18, Georgia, 2016

LAST WEEK vs. UT: Saw game action.

2016: Has played in seven games... saw his first action as a Gamecock in the Mississippi State game... made his home debut in the East Carolina win... was credited by Coach Muschamp for making a key block on A.J. Turner's game-opening 80-yard kick return vs. ECU... was targeted once in the passing game but did not make a catch at Kentucky... made his first career catch against Georgia, an 18-yard reception that helped set up South Carolina's 4th-quarter touchdown.

NOTE: Signed as a wide receiver, but moved to tight end in fall camp.

HIGH SCHOOL: Named to the all-state team and was the 6A Offensive Player of the Year after helping lead Colquitt County to a 15-0 record and the Georgia state championship... logged 76 catches for 1,163 yards and 18 touchdowns as a senior... the Packers won two straight state titles and were ranked No. 2 in the USA Today poll in 2015... ESPN also ranks him as a three-star prospect, the 84th-best player in the state and the 148th-best wide receiver in the country.



Deebo SAMUEL

1

WR • 6-0 • 205 • SO. • 1L
Inman, S.C.
(Chapman)

CAREER STATISTICS

-RECEIVING-

Year	GP/GS	Rec	Yds	Avg	TD	Long
2015	5/3	12	161	13.4	1	48
2016	5/5	24	345	14.4	0	47
Total	10/8	36	506	14.1	1	48

-RUSHING-

Year	GP/GS	Att	Yds	Avg	TD	Long
2015	5/3	0	0	--	0	--
2016	5/5	5	54	10.8	2	23
Total	10/8	5	54	10.8	2	23

-KICK RETURNS-

Year	GP/GS	No	Yds	Avg	TD	Long
2015	5/3	1	24	24.0	0	23
2016	4/4	0	0	--	0	--
Total	10	1	24	24.0	0	23

-PUNT RETURNS-

Year	GP/GS	No	Yds	Avg	TD	Long
2015	5/3	0	0	--	0	--
2016	4/4	2	8	4.0	0	7
Total	10	2	8	4.0	0	7

LAST WEEK vs. UT: Led all players with eight catches for 83 yards... also carried the ball once for six yards... served as a team captain.

2016: Has 24 catches for 345 yards in five starting nods... also has five rushes for 54 yards and a pair of touchdowns... averages a team-high 14.4 yards per carry... caught two passes for 36 yards at Vandy, but had his biggest contribution in the rushing game... scored on an eight-yard run in the 4th quarter for South Carolina's lone touchdown of the game in the Vandy victory... battled hamstring issues throughout the Mississippi State game but still caught two passes for 30 yards... did not play against East Carolina, Kentucky or Texas A&M after suffering a hamstring injury at Mississippi State... made a big impact against Georgia, with four catches for 90 yards... also carried the ball once for a nine-yard touchdown vs. UGA, his second score of the season... set career highs with eight catches for 106 yards and two carries for 31 yards in the UMass win.

SINGLE-GAME HIGHS

Receptions.....8, twice: UMass, 2016
and Tennessee, 2016
Yards Receiving106, UMass, 2016
Long Reception.....48, Clemson, 2015
Touchdown Receptions1, Clemson, 2015
100-yard Receiving Games.....2 Times
Carries.....2, UMass, 2016
Yards Rushing31, UMass, 2016
Long Rush.....23, UMass, 2016
Touchdowns Rushing.....1, twice: Vanderbilt, 2016
and Georgia, 2016
Long Kickoff Return24, North Carolina, 2015
Long Punt Return7, Vanderbilt, 2016


NOTE: Garnered the Joe Morrison Offensive Player of the Spring honors in 2016.

2015: Played in five games... made 12 receptions for 161 yards and a touchdown... recognized with the Big Plays award for the offense in the spring.

2016 GAME-BY-GAME

Date	Opponent	Rec	Yds	Avg	TD	Rush	Yds	Avg	TD
9/1	at Vanderbilt	2	36	18.0	0	1	8	8.0	1
9/10	at Mississippi St.	2	30	15.0	0	0	0	--	0
9/17	East Carolina				DNP				
9/24	at Kentucky				DNP				
10/1	Texas A&M				DNP				
10/8	Georgia	4	90	22.5	0	1	9	9.0	1
10/22	Massachusetts	8	106	13.3	0	2	31	15.5	0
10/29	Tennessee	8	83	10.4	0	1	6	6.0	0
11/5	Missouri								
11/12	at Florida								
11/19	Western Carolina								
11/26	at Clemson								
2016 Totals		24	345	14.4	0	5	54	10.8	2

Player Notes



Jasper SASSER

26

DB • 6-0 • 210 • JR. • 2L
Jacksonville, Fla.
(Wolfson)

CAREER STATISTICS

Year	GP/GS	UT	AT	TT	TFL	QBS	INT	PBU	QBH	FF	FR
2014	9/0	0	0	0	0.0-0	0.0-0	0	0	0	0	0
2015	2/0	0	0	0	0.0-0	0.0-0	0	0	0	0	0
2016	8/0	5	4	9	0.0-0	0.0-0	0	0	0	0	0
Total	19/0	5	4	9	0.0-0	0.0-0	0	0	0	0	0

LAST WEEK vs. UT: Saw game action.

SINGLE-GAME HIGHS

Tackles 8, Mississippi State, 2016

2016: Has played in each game... finished with eight tackles (four solo) at Mississippi State, a high for his career... made one solo tackle in the UMass win.

2015: Saw limited action in two contests... played against LSU and Vanderbilt on special teams... did not record any statistics... had a pair of interceptions in the 2015 Garnet & Black Spring Game... named to the SEC Fall Academic Honor Roll for a second time.



Dante SAWYER

95

DL • 6-3 • 275 • JR. • 1L
Suwanee, Ga.
(N. Gwinnett/E. Miss. C.C.)

CAREER STATISTICS

Year	GP/GS	UT	AT	TT	TFL	QBS	INT	PBU	QBH	FF	FR
2015	11/4	9	8	17	2.5-18	2.5-18	0	1	1	0	1
2016	8/0	8	3	11	3.0-13	1.0-7	0	2	4	0	1
Total	19/4	17	11	28	5.5-31	3.5-25	0	3	5	0	3

2015 vs. MIZZOU: Made three tackles and a half of a sack.

SINGLE-GAME HIGHS

Tackles 5, Tennessee, 2015
Tackles for Loss 2.0, Kentucky, 2016
Sacks 1.0, 3x: North Carolina, 2015, UCF, 2015 and Kentucky, 2016
QB Hurries 2, Tennessee, 2016
Pass Breakups 1.0, 3x: last vs. East Carolina, 2016
Fumbles Recovered 1, twice: Clemson, 2015 and East Carolina, 2016

LAST WEEK vs. UT: Chalked up two tackles and two QB hurries.

2016: Has played in every game... ranks third on the team with 3.0 tackles for loss... made one tackle in the Vandy win... tallied a tackle and a pass breakup at Mississippi State... recovered a fumble in the 1st quarter of the East Carolina game, setting up South Carolina's first field goal... also broke up a pass against the Pirates... posted a strong effort at Kentucky, with three tackles, 2.0 tackles for loss and a sack... was credited with one quarterback hurry against Texas A&M... was in on two tackles, including one tackle for loss, against Georgia... marked down for two tackles and a hurry in the UMass win.

NOTE: Sat out the spring while rehabbing from off-season shoulder surgery.

2015: Played in 11 of 12 games, making four starts... credited with 17 tackles including 2.5 sacks and a fumble recovery... had a nine-yard sack in his first career start against UCF, his first of three-straight starts... recovered a fumble against Clemson.



D.J. SMITH

24

DB • 5-11 • 195 • JR. • 2L
Marietta, Ga.
(Walton)

CAREER STATISTICS

Year	GP/GS	UT	AT	TT	TFL	QBS	INT	PBU	QBH	FF	FR
2014	12/1	8	3	11	0.0-0	0.0-0	0	1	0	0	0
2015	12/1	18	4	22	1.0-3	0.0-0	0	1	0	0	0
2016	8/7	38	12	50	3.0-7	0.0-0	1	0	0	0	1
Total	32/9	64	19	83	4.0-10	0.0-0	1	2	0	0	1

CAREER vs. MIZZOU:

Has five tackles in two games.

SINGLE-GAME HIGHS

Tackles 12, UMass, 2016
Tackles for Loss 1.0, 4x: last vs. Texas A&M, 2016
Interceptions 1, Kentucky, 2016
Pass Breakups 1, twice: Kentucky, 2014 and LSU, 2015
Fumbles Recovered 1, East Carolina, 2016

LAST WEEK vs. UT:

Credited with four tackles, all solo.

2016: Has played in every game, with seven starts... leads the team with 50 tackles (38 solo)... listed second in the SEC and 47th nationally with 5.1 solo tackles per game... has 3.0 tackles for loss... set a new career high in tackles in each of the first three games... came up with five tackles at Vanderbilt... added a tackle for loss, which helped stall Vandy's first scoring drive and hold the home team to a field goal... was credited with a new career-best six tackles, all solo, at Mississippi State... had a huge effort in the East Carolina win, with a career-high eight tackles and a fumble recovery... his fumble recovery came at a crucial time, as he scooped up an ECU fumble in the end zone as the Pirates were driving for a 4th-quarter touchdown... made four tackles, 1.0 tackles for loss and his first career interception at Kentucky... led the Gamecocks and set another career high with nine tackles in the Texas A&M game... also had one tackle for loss against the Aggies... made two tackles against Georgia... set a new career high yet again and led Carolina with 12 tackles (10 solo) in the UMass win.

2015: Saw action in all 12 games, primarily on special teams, but began to split more time with Jordan Diggs at strong safety as the season progressed... credited with 22 tackles, including 18 solo stops... named to the SEC Fall Academic Honor Roll.



D.J. Smith

Player Notes



Jamari SMITH

14 WR • 5-10 • 210 • JR. • 2L
Jacksonville, Fla.
(Fletcher)

LAST WEEK vs. UT: Made one special teams tackle.

2016: Has played in six games, with one start... made his first career start at wide receiver vs. Vandy... served as team captain at Kentucky, when he logged one rush for five yards... carried the ball once for two yards against Texas A&M.

NOTE: Has shuffled back-and-forth between offense and defense throughout his career in an attempt to get him on the playing field with more consistency and to fill positions of need.

2015: Special teams performer who saw action in 10 of 12 games... listed as a corner-back, but also spent time at wide receiver... did not log any statistics.

CAREER STATISTICS

Year	GP/GS	-RUSHING-				
		Att	Yds	Avg	TD	Long
2013	9/0	14	108	7.7	1	52
2014	0/0	0	0	--	0	--
2015	10/0	0	0	--	0	--
2016	7/1	2	7	3.5	0	5
Total	26/1	16	115	7.2	1	52

Year	GP/GS	-RECEIVING-				
		Rec	Yds	Avg	TD	Long
2013	9/0	0	0	--	0	--
2014	0/0	0	0	--	0	--
2015	10/0	0	0	--	0	--
2016	7/1	0	0	--	0	--
Total	26/1	0	0	--	0	--

SINGLE-GAME HIGHS

Carries..... 10, Coastal Carolina, 2013
Yards Rushing 103, Coastal Carolina, 2013
Long Rush..... 52, Coastal Carolina, 2013
Touchdowns Rushing..... 1, Coastal Carolina, 2013



Taylor STALLWORTH

90 DL • 6-2 • 310 • JR. • 2L
Mobile, Ala.
(Murphy)

CAREER STATISTICS

Year	GP/GS	UT	AT	TT	TFL	QBS	INT	PBU	QBH	FF	FR
2014	8/0	4	4	8	0.0-0	0.0-0	0	0	0	0	0
2015	9/5	5	3	8	1.0-1	0.0-0	0	1	0	0	0
2016	8/8	10	17	27	2.0-10	1.0-9	0	1	1	0	0
Total	25/13	19	24	43	3.0-11	1.0-9	0	2	1	0	0

LAST WEEK vs. UT: Served as a team captain... made three tackles.

2016: Has started every game... has 27 tackles, 2.0 tackles for loss and 1.0 sacks... set a career high with four tackles in the Vandy win... joined with

Darius English to come up with a huge sack on Vanderbilt's last drive of the game... topped his career high again with six tackles at Mississippi State... also had a hurry at MSU... made two tackles, 1.5 tackles for loss and was credited with half a sack in the East Carolina win... made four tackles and broke up a pass at Kentucky... posted five tackles (two solo) against Texas A&M... recorded two solo tackles against Georgia... posted one solo tackle in the UMass win.

2015: Played in nine contests, making five starts... credited with eight tackles... suffered a chest injury at Texas A&M, causing him to miss a pair of games.

SINGLE-GAME HIGHS

Tackles 6, Mississippi State, 2016
Sacks 0.5, twice: Vanderbilt, 2016 and East Carolina, 2016
Tackles for Loss 1.5, East Carolina, 2016
QB Hurries 1, Mississippi State, 2016
Pass Breakups 1, twice: Vanderbilt, 2015 and Kentucky, 2016



Kobe SMITH

97 DL • 6-2 • 305 • FR. • HS
Lawrenceville, Ga.
(Archer)

CAREER STATISTICS

Year	GP/GS	UT	AT	TT	TFL	QBS	INT	PBU	QBH	FF	FR
2016	6/0	1	0	1	0.0-0	0.0-0	0	0	0	0	0
Total	6/0	1	0	1	0.0-0	0.0-0	0	0	0	0	0

LAST WEEK vs. UT: Did not play.

2016: Has played in six games... made his Gamecock debut in the Vandy win... posted his first collegiate tackle, a solo stop, at Mississippi State.

HIGH SCHOOL: Graduated from Archer High School in Lawrenceville, Ga. at mid-semester and enrolled at South Carolina in January... played for head coach Andy Dyer... helped the Tigers to an 11-2 record and a spot in the Georgia AAAAAA state quarterfinals as a senior... invited to play in the Semper Fidelis All-American Game following his senior season... Rivals considers him a three-star prospect, the 31st-best defensive tackle in the nation and the 48th-best player in Georgia... considered a three-star prospect, the 63rd-best defensive tackle in the nation and the 83rd-best player in the state of Georgia by 247Sports... is a three-star prospect, the 40th-best defensive tackle in the nation, and the 43rd-best player in Georgia according to ESPN... rated a three-star prospect and an All-Southeast Region pick by *PrepStar*.

SINGLE-GAME HIGHS

Tackles 1, Mississippi State, 2016



Donell STANLEY

72 OL • 6-4 • 325 • SO. • 1L
Floydale, S.C.
(Latta)

CAREER STATS

Year	Games	Starts
2015	12	0
2016	1	1
Total	13	1

LAST WEEK vs. UT: Returned to practice for the first time since his injury at Vanderbilt but did not play.

2016: Made his first career start, serving as Carolina's right guard in the Vanderbilt win, but left the game early with an ankle injury.

2015: Played in all 12 games as a redshirt freshman, primarily on special teams... also saw a limited number of reps at offensive guard... named to the SEC Fall Academic Honor Roll... took a vast number of reps in the spring as the numbers were thin on the offensive line... earned one of four Everyday Effort awards presented in the spring at the Garnet & Black game.

Player Notes



Rod TALLEY

32 RB ♦ 5-10 ♦ 205 ♦ JR. ♦ 1L
Laurens, S.C.
(Laurens/Gardner-Webb)

LAST WEEK vs. UT: Saw game action.

2016: Has played in seven games... carried the ball once for two yards at Mississippi State.

NOTE: Former walk-on who earned a scholarship prior to the start of the 2015 campaign.

2015: Became eligible for the first time at South Carolina following a transfer from Gardner-Webb... played extensively on special teams, earning his first letter... rushed twice for 11 yards... credited with a pair of tackles... named to the SEC Fall Academic Honor Roll.

CAREER STATISTICS

-RUSHING-						
Year	GP/GS	Att	Yds	Avg	TD	Long
2015	12/0	2	11	5.5	0	10
2016	7/0	1	2	2.0	0	2
Total	19/0	3	13	4.3	0	10
-RECEIVING-						
Year	GP/GS	Rec	Yds	Avg	TD	Long
2015	12/0	0	0	--	0	--
2016	7/0	0	0	--	0	--
Total	19/0	0	0	--	0	--

SINGLE-GAME HIGHS

Rushing Attempts.....	1, 3x: Georgia, 2015, Florida, 2015, and Mississippi State, 2016
Rushing Yards.....	10, Georgia, 2015
Longest Rush.....	10, Georgia, 2015



Keir THOMAS

18 DL ♦ 6-2 ♦ 265 ♦ FR. ♦ HS
Miami, Fla.
(Miami Central)

CAREER STATISTICS

Year	GP/GS	UT	AT	TT	TFL	QBS	INT	PBU	QBH	FF	FR
2016	7/2	9	5	14	2.0-9	1.0-4	0	0	1	1	0
Total	7/2	9	5	14	2.0-9	1.0-4	0	0	1	1	0

LAST WEEK vs. UT: Saw game action.

2016: Has played in every game, with two starts... credited with 14 tackles, 2.0 tackles for loss and one sack... made three tackles in his collegiate debut, a victory over Vanderbilt... had two tackles and made his first career sack on the final play of the 1st quarter in the East Carolina win... made one solo tackle at Kentucky... made his first career start against Texas A&M and had a strong effort, with five tackles (three solo)... made his second straight start at defensive tackle against Georgia and was in on one tackle... made two tackles, including one stop for loss, added a quarterback hurry and forced a fumble in the UMass win.

HIGH SCHOOL: Graduated from Miami (Fla.) Central High School at mid-year and enrolled at South Carolina in January 2016... recognized as the 8A-6A Defensive Player of the Year as part of the *Miami Herald's* All-Dade Awards event... racked up 22 sacks among his 83 tackles as a senior... ESPN rates him as a four-star prospect, the 26th-best defensive end, the 37th-best player in the state and No. 192 overall on the ESPN 300.

SINGLE-GAME HIGHS

Tackles.....	5, Texas A&M, 2016
Tackles for Loss.....	1.0, twice: East Carolina, 2016 and UMass, 2016
Sacks.....	1.0, East Carolina, 2016
Forced Fumbles.....	1, UMass, 2016
QB Hurries.....	1, UMass, 2016



A.J. TURNER

25 RB ♦ 5-10 ♦ 195 ♦ FR. ♦ RS
Clifton, Va.
(Centreville)

LAST WEEK vs. UT: Had seven carries for 28 yards, plus a 27-yard kick return.

2016: Has played in every game, with four starts... paces the Gamecocks with 75 carries for 328 yards... listed eighth among FBS freshmen with 92.3 all-purpose yards per game... averages 25.5 yards per kick return, third in the SEC and 26th in the FBS... made his debut in the Vanderbilt win, starting at running back... led South Carolina with 13 carries for 70 yards... came up huge in the 4th quarter at Vandy, with an 18-yard reception and a 20-yard rush on South Carolina's touchdown drive... later had a 17-yard run on Carolina's game-winning field goal drive against VU... led the Gamecocks with 16 carries for 32 yards at Mississippi State... caught two passes at MSU for 25 yards, including an 18-yard touchdown strike from Brandon McIlwain, both players' first career touchdown... carried the ball six times for 13 yards against East Carolina... made his biggest contribution on special teams in the win over the Pirates, logging an 80-yard kick return on the first play of the game to set up South Carolina's first touchdown... was back in the starting lineup at Kentucky, when he carried the ball 12 times for 42 yards and a touchdown... started at tailback and had a huge effort against Texas A&M, with 10 carries for 116 yards and a touchdown, while also catching four passes for 22 yards... broke loose on the A&M game's first play from scrimmage, racing to a 75-yard touchdown run... his touchdown vs. TAMU, which came 17 seconds into the game, was the fastest score for Carolina since Nov. 20, 2010, when Marcus Lattimore ran 17 yards for a touchdown 13 seconds in against Troy... it was also Carolina's longest run since 2013 and the longest rush allowed by Texas A&M in over 20 years of recorded statistics... carried the ball 11 times for 30 yards, caught four passes for 17 yards and returned three kicks for 69 yards against Georgia... returned one kick for 11 yards in the UMass victory.

CAREER STATISTICS

-RUSHING-						
Year	GP/GS	Att	Yds	Avg	TD	Long
2016	8/4	75	328	4.4	2	75
Total	8/4	75	328	4.4	2	75
-RECEIVING-						
Year	GP/GS	Rec	Yds	Avg	TD	Long
2016	8/4	15	104	6.9	1	18
Total	8/4	15	104	6.9	1	18
-KICK RETURNS-						
Year	GP/GS	No	Yds	Avg	TD	Long
2016	8/4	12	306	25.5	0	80
Total	8	12	306	25.5	0	80

SINGLE-GAME HIGHS

Carries.....	16, Mississippi State, 2016
Yards Rushing.....	113, Texas A&M, 2016
Long Rush.....	75, Texas A&M, 2016
Touchdowns Rushing.....	1, twice: Kentucky, 2016 and Texas A&M, 2016
100-yard Rushing Games.....	1 Time
Receptions.....	4, twice: Texas A&M, 2016 and Georgia, 2016
Yards Receiving.....	27, Vanderbilt, 2016
Long Reception.....	18, twice: Vanderbilt, 2016 and Mississippi State, 2016
Touchdown Receptions.....	1, Mississippi State, 2016
Long Kick Return.....	80, East Carolina, 2016

2016 GAME-BY-GAME

Date	Opponent	Rush	Yds	Avg	TD	Rec	Yds	Avg	TD
9/1	at Vanderbilt	13	70	5.4	0	3	27	9.0	0
9/10	at Mississippi St.	16	32	2.0	0	2	25	12.5	1
9/17	East Carolina	6	13	2.2	0	0	0	--	0
9/24	at Kentucky	12	42	3.5	1	2	13	6.5	0
10/1	Texas A&M	10	113	11.3	1	4	22	5.5	0
10/8	Georgia	11	30	2.7	0	4	17	4.3	0
10/22	Massachusetts	0	0	--	0	0	0	--	0
10/29	Tennessee	7	28	4.0	0	0	0	--	0
11/5	Missouri								
11/12	at Florida								
11/19	Western Carolina								
11/26	at Clemson								
2016 Totals		75	328	4.4	2	15	104	6.9	1

Player Notes



Jonathan WALTON

28 LB • 6-0 • 230 • SR. • 3L
Daphne, Ala.
(Bayside Academy)

CAREER STATISTICS

Year	GP/GS	UT	AT	TT	TFL	QBS	INT	PBU	QBH	FF	FR
2013	13/0	5	3	8	0.0-0	0.0-0	0	0	1	0	0
2014	13/6	36	25	61	2.5-3	0.0-0	1	2	1	0	1
2015	12/6	29	13	42	5.0-19	1.0-10	0	0	2	2	0
2016	7/5	26	7	33	4.0-20	1.0-15	0	1	1	1	0
Total	45/17	96	48	144	11.5-43	2.0-25	1	3	5	3	1

CAREER vs. MIZZOU:

Had a tackle for loss in the 2014 game.

LAST WEEK vs. UT:

Made four tackles, 2.0 tackles for loss and a sack... made a key tackle on the next-to-last play of the game, forcing Tennessee into a lengthy field goal attempt.

2016: Has played in seven games, with five starts... owns 33 tackles and 4.0 tackles for loss... notched six tackles in Carolina's win at Vanderbilt... added five tackles and a forced fumble at Mississippi State... served as a captain at MSU... made five tackles, with 1.0 tackles for loss in the East Carolina win...

made five tackles at Kentucky... made four tackles, all solo, including one tackle for loss and also broke up one pass against Texas A&M... made four solo tackles and was in on a quarterback hurry vs. Georgia.

2015: Played in all 12 games, making six starts... credited with 42 tackles including 5.0 tackles for loss... forced a pair of fumbles... made a team-high 11 tackles (ten solo) and forced his first career fumble against Kentucky... caught a 10-yard touchdown pass at Tennessee, the only time he touched the ball... named the Most Improved Linebacker for the second-straight spring.

CAREER STATISTICS

Year	GP/GS	Rec	Yds	Avg	TD	Long
2015	12/6	1	10	10.0	1	10
2016	7/5	0	0	--	0	--
Total	45/17	1	10	10.0	1	10

SINGLE-GAME HIGHS

Tackles	12, Florida, 2014
Tackles for Loss	2.0, twice: Citadel, 2015 and Tennessee, 2016
Sacks	1.0, twice: Citadel, 2015 and Tennessee, 2016
Pass Breakups	1, 3x: Missouri, 2014, Miami (Fla.), 2014 and Texas A&M, 2016
QB Hurries	2, Florida, 2015
Interceptions	1, Miami (Fla.), 2014
Forced Fumbles	1, 3x: Kentucky, 2015, Vanderbilt, 2015 and Mississippi State, 2016
Fumbles Recovered	1, Kentucky, 2014
Pass Receptions	1, Tennessee, 2015
Touchdown Receptions	1, Tennessee, 2015



Antoine WILDER

21 DB • 5-10 • 185 • FR. • RS
Riverdale, Ga.
(Hapeville Charter)

CAREER STATISTICS

Year	GP/GS	UT	AT	TT	TFL	QBS	INT	PBU	QBH	FF	FR
2016	8/3	8	1	9	1.0-3	0.0-0	1	0	0	1	0
Total	8/3	8	1	9	1.0-3	0.0-0	1	0	0	1	0

LAST WEEK vs. UT: Was in the starting lineup as the nickel defensive back.

2016: Has played in every game, including three starts... has nine tackles,

one forced fumble and one interception... made his Gamecock debut in the team's win over Vanderbilt... earned his first career start and had a massive game in the East Carolina win, with five tackles (four solo) and a forced fumble... jarred the ball loose at a crucial time, creating a turnover near the goal line as ECU was closing in on a 4th-quarter touchdown... started at the nickel position against Texas A&M and made two tackles... made his first career interception against Georgia, with the pick coming inside of the Carolina 10-yard line and keeping UGA from scoring a 3rd-quarter touchdown... also made one tackle for loss against the Bulldogs... made one tackle in the victory over UMass.

2015: Redshirted in his first season with the Garnet & Black... missed some practice time with a right knee sprain.

SINGLE-GAME HIGHS

Tackles	5, East Carolina, 2016
Tackles for Loss	1.0, Georgia, 2016
Interceptions	1, Georgia, 2016
Forced Fumbles	1, East Carolina, 2016



Antoine Wilder

Player Notes



David WILLIAMS

33 RB • 6-1 • 220 • JR. • 2L
Philadelphia, Pa.
(Imhotep Charter)

2015 vs. MIZZOU:
Logged nine carries for 40 yards.

LAST WEEK vs. UT: Carried the ball three times for seven yards.

2016: Has played in six games, with two starts... has 41 rushes for 186 yards, ranking third on the club... carried the ball five times for seven yards in the win over Vanderbilt... did not play at Mississippi State but was in the starting lineup for East Carolina... led the Gamecocks with seven carries for 67 yards vs. ECU... also caught one pass for 16 yards against the Pirates... tallied a 20-yard rush to set up South Carolina's second touchdown of the game and added a 25-yard run on the final drive of the game as Carolina was running out the clock on ECU... carried the ball nine times for 33 yards and caught one pass for 12 yards at Kentucky... carried the ball two times for three yards against Texas A&M... missed the Georgia game but was back in the starting lineup for the UMass victory, when he rushed the ball 15 times for 69 yards and two touchdowns.

2015: Played in all 12 games, making four starts... was third on the team with 299 yards rushing on 86 carries... named the Most Improved Running Back in the spring.

CAREER STATISTICS

-RUSHING-						
Year	GP/GS	Att	Yds	Avg	TD	Long
2014	9/0	45	256	5.7	2	37
2015	12/4	86	299	3.5	0	18
2016	6/2	41	186	4.5	2	33
Total	27/6	172	741	4.3	4	37


-RECEIVING-						
Year	GP/GS	Rec	Yds	Avg	TD	Long
2014	9/0	7	99	14.1	0	59
2015	12/4	11	93	8.5	0	21
2016	6/2	3	32	10.7	0	16
Total	27/6	21	224	10.7	0	59

SINGLE-GAME HIGHS

Carries.....	15, UMass, 2016
Yards Rushing	110, Furman, 2014
Long Rush.....	37, Furman, 2014
Touchdowns Rushing.....	2, UMass, 2016
100-yard Rushing Games.....	1 time
Receptions.....	4, Clemson, 2014
Yards Receiving	70, Clemson, 2014
Long Reception.....	59, Clemson, 2014

2016 GAME-BY-GAME

Date	Opponent	Rush	Yds	Avg	TD	Rec	Yds	Avg	TD
9/1	at Vanderbilt	5	7	1.4	0	0	0	--	0
9/10	at Mississippi St.				DNP				
9/17	East Carolina	7	67	9.6	0	1	16	16.0	0
9/24	at Kentucky	9	33	3.7	0	1	12	12.0	0
10/1	Texas A&M	2	3	1.5	0	0	0	--	0
10/8	Georgia				DNP				
10/22	Massachusetts	15	69	4.6	2	1	4	4.0	0
10/29	Tennessee	3	7	2.3	0	0	0	--	0
11/5	Missouri								
11/12	at Florida								
11/19	Western Carolina								
11/26	at Clemson								
2016 Totals		41	186	4.5	2	3	32	10.7	0



Drew WILLIAMS

47 LS • 6-2 • 215 • SR. • 3L
Irmo, S.C.
(Dutch Fork)

LAST WEEK vs. UT: Served as South Carolina's long snapper.

2016: Has been the primary long snapper for every game.

NOTE: Fourth-year senior who has appeared in every game over the past three seasons... served as the deep snapper in punting situations in both 2013 and 2014 and added short snapping duties on field goals and extra points in 2015... expected to handle both duties again this season.

2015: Handled the deep snapping duties in punt formation for the third-straight year and added short snapping duties on field goals and extra points attempts... credited with one tackle... placed on scholarship for the first time in his career... named the Most Improved Special Teams performer in the spring by the Gamecock coaching staff for the second-straight year.



D.J. WONNUM

92 DL • 6-4 • 240 • FR. • HS
Stone Mountain, Ga.
(Stephenson)

CAREER STATISTICS

Year	GP/GS	UT	AT	TT	TFL	QBS	INT	PBU	QBH	FF	FR
2016	8/0	9	9	18	2.0-9	1.0-8	0	0	2	0	0
Total	8/0	9	9	18	2.0-9	1.0-8	0	0	2	0	0

LAST WEEK vs. UT:
Made two tackles

2016: Has played in every game... has 18 tackles, which leads Gamecock freshmen... also has 2.0 tackles for loss, 1.0 sacks

and a pair of quarterback hurries... made one tackle in his collegiate debut, a win over Vanderbilt... came up with three tackles (two solo) at Mississippi State... Had a huge effort in the East Carolina win, with four tackles (all solo), 2.0 tackles for loss and a sack... made three tackles at Kentucky... notched two tackles and was credited with two quarterback hurries against Texas A&M... recorded one tackle vs. Georgia... tallied two tackles in the victory over UMass.

HIGH SCHOOL: Dennis "D.J." Wonnum Jr. was named to the All-Region team for Class 6 - AAAAA Division A as a senior at Stephenson High School in Stone Mountain, Ga... graduated in 2016... collected 38 tackles with 11 tackles for loss and 2.5 sacks... the Jaguars posted a 9-2 record and earned a spot in the state playoffs in 2015 under head coach Ron Gartrell... earned all-state honors at tight end during his junior season... Rivals ranks him as a three-star prospect as a tight end... 247Sports rated him a three-star prospect, the 126th-best player in the state of Georgia and the 87th-best weakside defensive end in the country... ESPN gave him three stars and considered him the 113th-best player in Georgia and the No. 121 defensive end in the country.

SINGLE-GAME HIGHS

Tackles	4, twice: Mississippi State, 2016 and East Carolina, 2016
Tackles for Loss	2.0, East Carolina, 2016
Sacks	1.0, East Carolina, 2016
QB Hurries	2, Texas A&M, 2016

Player Notes



**Malik
YOUNG**

77

OL • 6-3 • 300 • SO. • SQ
Pelzer, S.C.
(Woodmont)

LAST WEEK vs. UT: Made the start at right tackle.

2016: Has played in every game, with three starts... made his first career start against Texas A&M.

2015: Offensive lineman who saw limited duty in three contests... played on special teams against Kentucky, Georgia and UCF... also took some snaps on offense late in the game against the Bulldogs... was receiving more quality reps in the spring due to the number of injuries among the front line before suffering a left ankle sprain.

CAREER STATS

Year	Games	Starts
2015	3	0
2016	8	4
Total	11	4



**Mason
ZANDI**

74

OL • 6-9 • 315 • SR. • 3L
Chapin, S.C.
(Chapin)

2016 Preseason All-SEC (Coaches)

LAST WEEK vs. UT: Started at left tackle.

2016: Has started every game at left tackle... made his 40th appearance as a Gamecock at Kentucky.

2015: Started each of the first 10 games at right tackle... made the start in the opener against North Carolina, his first start since the Vanderbilt game in the 2013 season... made the switch to jersey number 51 against Kentucky in honor of friend Cody Waldrop, who suffered a broken ankle during practice during the week of the game... suffered a high right ankle sprain late in the game against Florida and was not available for either Citadel or Clemson.

CAREER STATS

Year	Games	Starts
2013	13	1
2014	13	0
2015	10	10
2016	8	8
Total	44	19