



# How to Cook a Turkey

Area children give their recipe for cooking a Thanksgiving turkey



**Dominic Gardner, Age: 8**

How To Cook A Turkey

You see a turkey.

You shoot a turkey.

You hammer it.

You bake it.

You eat it.

by:  
Dominic  
Gardner  
age 8



**Ethan, Sipes Age: 5**



**Winner**

Here's what's cookin': Turkey  
Recipe from: Ethan Serves: all

you buy a turkey 20 feet long. Huge is best. Put it in a rectangle pan. Stuff it with raisins, peanuts, oranges and cranberries. Put onion salt and pepper on it. Bake it 20 hours. Squirt it with frosting till it gets brown. bake it more minutes. Then eat & eat & eat. But mom should really do it because she makes the best turkey in the world. By Ethan age 5



**Julia, Age: 5**

Buy a turkey at Central Market. Wash it. Put bread inside it. Put the thermometer on then you bake it for 9 hours. Cut it up and put it on a plate and then eat it.

Julia Age 5



**MiKayla Schneider, Age: 7**



**Winner**

TURKEY  
PICK a Turkey at the shop.  
Then put the stuffing in it's rooster end.  
Then add butter on the Turkey.  
Put the Turkey in a pan.  
Turn on the oven.  
BY Kayla Schneider age 7  
the Bake Turkey until Done.



**Avery Brousseau, Age: 6**

Go to the store to find a nice & juicy turkey.

Cut it open & put in turkey spices.

Bake it in the oven for 5-6 minutes at 5°

Take it out, cut it up & eat it!



**Emersen Brousseau, Age: 4**

Get a medium size turkey at Walmart

Put cheese, mushrooms & pepper on the turkey.

Put it in the microwave for 3 minutes.

Let the turkey cool, then eat it.





**Riley Meester, Age: 8**



Go to forest shoot  
turkey twice to  
make sure it's  
dead, take a big  
pan, pluck feathers  
put in freezer  
for one hour,

Directions <sup>put</sup> in oven ~~at~~  
530 degrees for two  
hours, take out  
all bones cut  
in even slices  
then serve with  
a dish of green  
beans salted



**Alanah Talarico, Age: 6**

1. first you go hunting for a  
turkey  
2. when you find it then  
shoot it take the feathers off  
the turkey and make a  
hat  
3. and then you put it in the  
oven and let it cook  
4. when it is done baking  
take it out and eat it  
MMMM... yum

By Alanah Talarico



**Anna Pfliger, Age: 6**

HOW TO COOK A  
TURKEY. PEEL THE SKIN  
COOK it on the stove.  
LET it COOL. CUT it up.  
put salt and pepre. serve it up.

Anna Pfliger



**Madison, Age: 8**

First you put it in a pan then  
you put it in the oven then you eat it  
our Thanksgiving you eat a  
turkey and a Thanksgiving dinner.  
By: Madison, Age 8



**Micah Nagel, 2nd Grade**

How to cook turkeys You need to  
shoot a turkey, pick the feathers off, get the  
guts out and wash it. Now you will put it in  
a pan and cook it in the oven at the temp  
80° for 30 minutes, and if it's not done  
cook it for 30 more minutes. When it's  
done cut the turkey up serve it with  
mashed potatoes and corn. No stuffing! Because  
I don't like it

Micah Nagel  
Miller 2<sup>nd</sup> grad



**Alexis, Age: 6**

I go to The Store  
and BUY The Turkey  
and cook it in The oven  
and eat it.

Alexis, age 6

See more recipes online at [www.bismarcktribune.com/turkey](http://www.bismarcktribune.com/turkey)

**Happy Thanksgiving**





# How to Cook a Turkey

Area children give their recipe for cooking a Thanksgiving turkey



**Erin Berger, Age: 8**

Bake at 450°  
You poke a turkey in roaster  
Then add on onion + mushrooms  
and salt + pepper.  
The spice is basil leaves,  
Cook for 1 hour + 30 minutes



**Bobbie Ann, Age: 9**

Ann  
From the Kitchen of: ~~Bobbie Ann~~ **Gieser**  
Go shoot a turkey  
Come home and show  
your family. pluck the  
feathers out of it. Have  
your ~~Dad~~ Dad put it in the  
oven for four hours. Check  
temperature inside turkey. When  
the temperature is 10 degrees  
put it into wings, neck, drum-  
sticks. Serve and ~~pray~~ pray  
and eat.  
Oven Temp: \_\_\_\_\_ Time: \_\_\_\_\_ Serves: \_\_\_\_\_  
**Age: 9 years** picture →



**Anna, 2nd Grade**

How to cook a turkey  
First you find a turkey.  
Next you shoot the turkey.  
Then you pick off the feathers.  
Finally you cook the turkey.  
Then you wash your hands.  
Next you set the table.  
last you eat the turkey.



**Megan, Age: 5**



## How To Cook A Turkey

- 1) Go to store + pick out your turkey
- 2) Bring it home
- 3) Put it on a plate
- 4) Put it in the oven
- 5) Set it for 4-8 minutes on 9 degrees
- 6) When beeper goes take it out of oven
- 7) Let it cool down
- 8) Eat it



BY: MEGAN, AGE 5



**Kennedie, Age: 5**

Kennedie Age 5  
From the Kitchen of: \_\_\_\_\_ to: \_\_\_\_\_  
You buy the turkey, come home  
and take it out of the bag put it  
in the oven at 60 degrees  
for 10 mins. **DAD** cuts  
the turkey **MOM** makes  
the gravy.  
**WE EAT**  
**YUMMY TURKEY**  
Oven Temp: \_\_\_\_\_  
**Kennedie**



**Ethan Knopp, Age: 8**

how to cook a turkey.  
by Ethan Knopp Age 8, Put  
it in the oven for an  
hour. then take it out  
and put mustard on  
it. And ketchup and  
then eat it.





**Chloe Nieuwsma, 3rd Grade**

Chloe 3 grade

How to cook a turkey  
First Get a turkey from the  
Store, Then stuff it with stuffing.  
Then; Bake it in the Microwave  
of the oven, Then; Polish the  
turkey with oil, Last Eat  
the turkey.


Chloe Nieuwsma



**Makiah, Age: 4**



You pull the feathers  
out of him slam it  
with a hammer put  
oil on him and let  
him cook take it  
out of the oven  
and put it on the  
stove



**TJ Baker, Age: 8**

Go to farm. Kill the turkey.  
Pull of each feather. go to the  
store buy a pan. 2 Days in the  
oven and 20 degrees. put some turkey  
suges on it. chop up the turkey.  
serve it at Thanksgiving?  
By TJ Baker 8



**Emma, Age: 4**

You run and try  
to get him then  
you cook him  
on the plate



**Aden, Age: 4**

shoot the turkey  
then cook him on  
the stove put him  
on a plate and  
eat him.



**Charlie, Age: 5**

Put the turkey  
on the microwave  
then on the stove  
and the oven check  
it and put it back  
in the oven two  
times



See more recipes online at [www.bismarcktribune.com/turkey](http://www.bismarcktribune.com/turkey)

**Happy Thanksgiving**





# How to Cook a Turkey

Area children give their recipe for cooking a Thanksgiving turkey



**Gavin, Age: 4**

Shoot the turkey  
put him in the  
oven cut him up  
and eat him and  
wait we will  
need salt and  
some teds its  
really spicy



**Jacob, Age: 3**

Shoot him with  
a gun and put  
him in the  
oven then put  
him on a plate  
and then eat it



**Zachary, Age: 4**

Shoot the turkey  
put him in the  
microwave then put  
him in the oven  
pick him up then  
put him down.



**Payton, Age: 6**

Shoot it,  
cook it,  
bake it in the oven,  
and eat it.



**Gage Jung, Age: 7**

## RECIPE: How to cook a Turkey!

From the Kitchen of:

My papa and me would go kill a turkey with my BB gun. Then I would take my knife and cut its head off. Then papa would give it to grandma and she would cook it!

Jung Gage  
Age 7




**Kaulen Hegney, Age: 4**



Shoot turkey  
pick it up  
walk inside with it  
cut feathers off  
put in 1/2 ton pot  
saw the head off  
put in oven  
Turn oven to 90°  
Cook for one day  
Take it out - Take it to Grandma to cut up  
cuz Dad eats it all when he cuts it.  
Kaulen Hegney age 4





**Kathryn Volk Age: 7**

PUT ON Top of STOVE O That's a chicken with a pan PUT grease IN I THINK I have NO Idea BAKE FOR awhile AND Then eat it.

BY KATHRYN VOLK age 7



**Luke, Age: 7**

By: Luke  
7 years old  
how to cook a turkey  
1. take a turkey out of a freezer 2. let it sit for one minute 3. let it cook 4. eat the turkey



**Brianna Stevahn, Age: 6**

I would put it in a POT AND Then ROAST COOL OFF ALITTLE BIT AND Then eat it.

BY BRIANNA STEVAHN age 6



**Kayley, Age: 4**

How to make a turkey?

You take your hand and put it on the paper then trace it then put eyes in and make the fingers look like a turkey.



**Sarah, Age: 7**

How to Cook a turkey.  
1. Buy it from the store or kill one.  
2. Take it out of the freezer.  
3. Set the oven.  
4. let it cook. put it in the oven.  
5. let it cook.  
6. take it out of the oven.  
7. get out plates for the people.  
8. Serve it to the people.

Happy Harvest  
By: Sarah Seven years old



**Kendra, Age: 5**

Its all froze, you have to take it out of that thing above the refrig, wait till its done being cold, then you put some food in it, Put in that box of stuffing, then put it in oven, add corn and lettuce, cook for 4 minutes, then when its white and brown, its done, then daddy cuts it and we can eat.



See more recipes online at [www.bismarcktribune.com/turkey](http://www.bismarcktribune.com/turkey)

**Happy Thanksgiving**





# How to Cook a Turkey

Area children give their recipe for cooking a Thanksgiving turkey



**Avery Kunz, Age: 7**

## RECIPE: How to cook a turkey

From the Kitchen of: Avery Kunz 7

1. Kill a turkey.
2. Unwrap and put it in a pan.
3. Season it with salt and pepper.
4. Put temperature to 550 on the microwave.
5. Cook it for 2 minutes.
6. Sit at the table and everyone eats it!

By Avery Kunz age 7



**Logan, Age: 5**

Wash the turkey first. Then throw it up in the air. Roast it in the oven. Then take it outside and eat it up when you come inside.

By Logan, Age 5



**Taylor, Age: 7**

Soot the turkey. Then wash it up. Bake it in the oven. You eat it. Then it's gone. give it 4 hours at 350°

By Taylor, age 7



**Joanie McCormack, Age: 2**

UMMM... UMMM... You put monsters in it. And "doodles" & noodles.

UMMM... UMMM... Let MOMMA cook it!

Joanie McCormack, 2



**Becca, Age: 3**

How to make a turkey by Becca age 3

First my mom cooks the olives with the chicken. Then she puts pickles on the turkey & sauce. Then she puts chicken nuggets on it and salt. She cooks it in the stove for a little bit. Then we sort of eat it but not the pickles.



**Aspen, Age: 6**

How To Cook A Turkey  
Go to the tree farm and shoot a turkey. Cut the feathers off with a scissor.

Put the turkey in the bathtub and wash it with shampoo. Get a pot and put extra gravy in there. Put sugar, salt and pepper on the turkey with a spoon. Put it in the oven. 10 min at 60° - you want a hot turkey! Last cut it into circles and give it to guests.  
By: Aspen, Age 6





Carson, Age: 6

1 put pepper on  
 2 let the snowflake hot  
 3 skin it  
 4 cut the legs off  
 5 add more pepper  
 6 put the sauce on  
 7 take pumpkin seeds  
 8 put them on the turkey  
 9 put the turkey on a pan  
 10 cook it



Caidence, Age: 6

Caidence Age 6  
 go to the store  
 cook it  
 fry it  
 eat it



Ethan Segal, Age: 6




Buy the turkey at Walmart  
 and then put it in the oven  
 and then cut it and then put  
 the sauce on it

Ethan Segal 6



Kinsley, Age: 6

Catch one, cut it, take all the  
 head off, take off the  
 feathers off, take it 4-6 minutes.  
 clean it, take the parts out



Kinsley age 6



Maya, Age: 6


How to cook a turkey  
 1. Buy a turkey  
 2. Take the plastic off  
 3. Put it in the oven  
 4. Set the timer for about a half-hour  
 5. cut the turkey into a bunch of little  
 pieces  
 6. Buy some pumpkin pie  
 7. Get some stuffing  
 8. Buy corn  
 9. Get some cups and drinks and silverware  
 10. eat it up  
 Maya Sanford age: 6



Chastin

Chastin!

1 Put in microwave  
 2 Cook to 100 degrees  
 3 eat




See more recipes online at [www.bismarcktribune.com/turkey](http://www.bismarcktribune.com/turkey)

# Happy Thanksgiving







# How to Cook a Turkey

See more recipes online at [www.bismarcktribune.com/turkey](http://www.bismarcktribune.com/turkey)



**Cyan**

how to cook a turkey  
turkey from get a garma and gampa take it home put it in the oven then take it out of the oven then ~~the~~ ~~it~~ cut it then it is don by cyan



**Mya, Age: 6**

1 let the uvin het.  
2 Put the trkey in the uvin  
3 put the lepron.  
4 then chek the trkey  
5 take the fethrs of!  
6 Happy thanksgiving



**William, Age: 7**

how to <sup>BY william age 7</sup> cooka troke  
Put it in the ovin  
afdr its done cooking  
thin put on ~~ov~~ salt



**Taylor Schoneberg, Age: 7**

Taylor Schoneberg age 7  
frst/ you get a turkey then you put it in the oven for 60 minutes.  
eat it.



**Olivia, Age: 7**



I think you should do it like this <sup>cook</sup> buy it or Hunt it. shave the fegrs cook it and be shur it is tender. cook for 91 ~~91~~ <sup>91</sup> minutes.  
by olivia u age 7



**Regan, Age: 7**

~~1~~ 1 let the uvin het.  
2 Put the trkey in.  
3 put the lepron on.  
4 then chek the trcke  
5 END  
6





Tyson, Age: 6

1. bake the turkey haw too cook a turkey
2. take the turkey out
3. put the black pepper on
4. eat it



Jewell, Age: 6

- Jewell
- 1) buy a turkey
  - 2) use it
  - 3) cook it in the oven for 4 hours
  - 4) put the season on it
  - 5) cut it
  - 6) eat it

age 6



Hayden, Age: 6

HOW TO COOK A TURKEY BY HAYDEN  
 BUY A TURKEY. PUT SALT PEPPER AND SOY SAUCE ON IT. COOK IN THE OVEN ON 100 FOR 9 HOURS. CUT AND EAT



Hunter, Age: 7

How to cook a turkey by Hunter Stymel  
 First you hunt and kill a turkey. You season it with salt, pepper, onion, garlic, lemon and lime juice. You cook it at 100° for five hours. cut it up and serve.  
 Yummy!



Hannah, Age: 9

How To Cook A Turkey  
 By Hannah Stymel  
 You first hunt for or buy turkey. Then I put garlic powder, chicken seasoning, lemon juice, lime juice, and chicken broth. Stir the seasoning until it is thick. Then you put it in the roaster temperature medium, for about five hour. Then we take it out of the roaster and let it set



Katie Fleck, Age: 8

- How you cook a turkey.
1. You shoot the turkey.
  2. you take it home.
  3. then you clean it.
  4. after that you cook it at 250°f for 3 hours.
  5. then you take it out of the oven.
  6. after that let it cool.
  7. last enjoy



See more recipes online at [www.bismarcktribune.com/turkey](http://www.bismarcktribune.com/turkey)

# Happy Thanksgiving





# How to Cook a Turkey

Area children give their recipe for cooking a Thanksgiving turkey



**Brady Hecker, Age: 5**

Get turkey from farm. Bring it home.  
 Stuff with bread, carrots, celery and milk.  
 Spray round black pan with butter.  
 Put in oven for 15 hours at 200 degrees.  
 Eat turkey with family and friends!  
 By: Brady Hecker Age 5



**Kendal Sondrol, 1st Grade**

Go in the turkey room and get the turkey. Butcher the turkey next. After that put him in the microwave for 20 minutes. put some seasoning on him next and put him back into the microwave again for 20 more minutes. put him on the plate and eat him.



**Jaclyn Jans, 1st Grade**

I'm going to go to Bismarck to get the turkey from Wal-mart then we bake the turkey in the oven at 50° for 30 minutes. then after you bake the turkey you take it out and put salt on the turkey. then let the turkey cool for 30 minutes. Now you cut the turkey up and serve it to everyone to eat. We also add stuffing to eat with the turkey.



**Trustn Schatz, 1st Grade**

1. Catch a turkey.
2. Pluck him.
3. Go to the garden and get vegetables.
4. Put the turkey in a pot.
5. Cook the turkey at 400-500.
6. Make some stuffing.
7. Take the turkey out and stuff him then cut him.
8. Then we get to eat him. Yum!!



**Jordyn Thorson, 1st Grade**

Go to Wal-Mart to get the turkey. Take the turkey home and set the oven to 10° degrees. Cook the turkey for one hour until golden brown. Set the table and put all the food on the table. Welcome all the guests you invited. Now enjoy your turkey. after you are full from your turkey, enjoy some apple pie and enjoy your Thanksgiving!




**Tatiana Kassian, 1st Grade**



First you must go to the store and pick out a fat turkey. secondly you get a big pot. then you fill the pot with water. after this you must butter it. then make the stuffing and put it in the turkey. After you finish stuffing it. you must deep fry it till it starts to bubble.





**Ryan Bauer, 1st Grade**

Go to WalMart to get the turkey. Take the turkey home, take the skin off of the turkey, put the turkey in a big pan. Stuff the turkey with stuffing, put the turkey in the oven. Cook the turkey at 5:00 for ten minutes. Take the turkey out of the oven, cut up the turkey.



**Colton Crane, 1st Grade**

First you buy a turkey. And take it home and put it in the fridge over night. Stuff it with stuffing and fresh pre heat the oven at 400 degrees. Bake it for 10 minutes. After it is ready put the turkey in for 2 1/2 hours. When the turkey is done carve the turkey and serve.



**Johnathan Noon, 1st Grade**

I'm going to WalMart to get the leg of the turkey. After I get home I will cut the head off and chop the feathers off. Then I will put it in a pan and cook it at 200 degrees for 20 minutes. After the turkey is done I will make gravy. Then I will go back to WalMart to get all the stuff to make

Mashed potatoes  
Then I eat my meal.




**Patrick Conoly, 1st Grade**

First you go to WalMart in Bismarck and buy a turkey. Then you go back home and unwrap it. After it is unwrapped you stuff it and put it in a baking pan and put it in the oven for 30 minutes at 150 degrees. When the timer goes off take the turkey out of the oven and set it on the table. Have Patrick carve it if his parents will allow it. Then sit down at the table, give thanks and enjoy!



**Payton, 3rd Grade  
Levi, Kindergarten**

by: 3rd Payton and K<sup>nd</sup> Levi  
Levi went out and shot a turkey. Levi put on salt, sinamin, and mashed potatoe gravy. Next, he put his turkey in 1/2 of boiling water. Then he let it cook for 10 hours. Then he took it out and put more salt, butter, and carrots with gravy on it. We put it on the table and his family ate it.



**Jarett, 3rd Grade  
Carter, Kindergarten**



First, I want to shoot the turkey. Second, I want to clean the turkey. Third, I want to roast the turkey in the oven. Fourth, I want to put butter, and I want ham, slices, letice. Fifth, we would sing praises. Sixth, we lit candles. Then we watched how to cook a turkey.

See more recipes online at [www.bismarcktribune.com/turkey](http://www.bismarcktribune.com/turkey)

**Happy Thanksgiving**





# How to Cook a Turkey

Area children give their recipe for cooking a Thanksgiving turkey




**Kelly, 3rd Grade**  
**Joey, Kindergarten**  
**Dryden, Kindergarten**

First we are going to shoot the turkey and then we are going to take off the feathers. Then we are going to cook it at 350 for ten minutes. Let it cool off for ten minutes. Then cut it up. Then we are going to carve a face in it. And mash up some potatoes. Next we are going to make some gravy. And put frosting and candy on the turkey. by Kelly, Joey, Dryden



**Nolan, 3rd Grade**  
**Rachel, Kindergarten**

First, shoot the turkey ten times. If it's still alive, then skin it. It came alive again. Naked turkey. Now we are going to cook it. We put barbecue sauce on it. We ate it.



**Eli, 3rd Grade**  
**Emma, Kindergarten**

by Eli and Emma  
First, use salt and pepper. you cook it out side. You grill it. you eat ham and potatoes with it. you put candy on the turkey. once you are done grilling it you put it in the oven. Once you are done cooking it in the oven you cut it open. Put water on it. When you take it out it should look delicious.



**Tyler, 3rd Grade**  
**Ava, Kindergarten**

What I put on my turkey is... Put the letters around the turkey. Salt and pepper, frosting and candy. Then I would cut the turkey. Then I would bake it for 20 mins. Then I would take it out of the oven. Then I would eat the turkey.

Tyler 3grade Ava Kgrade



**Janae, 3rd Grade**  
**Jakob, Kindergarten**



Jakob Coffman's gravy recipe

First you put some pumpkin seeds. Second you mix candy together. Third branched up leaves with dirt sprinkles. Then some pumpkin meat.

Jakob's (K) gravy  
Janae (3) Jakob.



**Jordan, 3rd Grade**  
**Teagan, Kindergarten**

Jordan Teagan K  
First you shoot the turkey. Second you cook it. Third you take it out and put spice on it. Fourth take the bone out and get the table with put pumpkin seeds. Six you invite guests. Seven add more spice. eight you put candy on top. last you eat it.





**Sydney, 3rd Grade  
Trevor, Kindergarten**

3 Sydney and Trevor  
How to make a turkey  
you have to buy a turkey  
cook it to cook it put candy on  
it to the kids set up the table  
you clean it to  
Put a scary face on it to  
We do not want it roasted.



**Noah, 3rd Grade  
Karissa, Kindergarten**

How to make a turkey  
First you find a turkey or buy one and  
find one you shoot it. After you shot it  
you clean it. Then you cook it. The kids  
set up the table. Your mom or dad cut the  
turkey. Some people like want to put  
her on it. Then you eat the super tasty  
turkey.  
By: Noah and Karissa  
3 K



**Charmaine, 3rd Grade  
Sebastian, Kindergarten**

Charmaine 3rd - Sebastian Kindergarten November 10, 2011  
First you shoot the turkey. And then they cut it  
up then they put it in the oven. Then eat it.  
Makin' a de, it put butter, salt, pepper on it. Make  
A turkey cake. Use sprinkles, horses hair, and  
dinosaurs go on the turkey cake.



**Ethan, 3rd Grade  
Jazlin, Kindergarten**

K Jazlin and Ethan 3  
Step 1. buy a turkey  
Step 2. put seasonings on it  
Step 3. put stuffing in it  
Step 4. put it in the oven  
Step 5. cook it for an hour  
Step 6. take it out of the oven  
Step 7. cut it into slices  
Step 8. eat it



**Nathan, 3rd Grade  
Joren, Kindergarten**

Turkey  
Butter, pepper, salt, seasoning salt  
Rub butter on it. Shake the  
pepper, salt, and seasoning salt  
on the turkey. It will be very  
greasy. It will be kind of burnt.  
And it will be stender. Next  
you cook it then you eat it.  
(Nathan 3) (Joren K)



**Kennadee, 3rd Grade  
Riley, Kindergarten**

3 Kennadee and Riley K  
Putting the turkey in the pot.  
Go and shoot it. you stuff it  
with bread. If it's not real  
it would come a live. Cook  
it again. And then you eat  
it.  
25 minutes.



See more recipes online at [www.bismarcktribune.com/turkey](http://www.bismarcktribune.com/turkey)

**Happy Thanksgiving**





# How to Cook a Turkey

Area children give their recipe for cooking a Thanksgiving turkey



**Darissa, 3rd Grade**  
**Brian, 3rd Grade**  
**Braxton, Kindergarten**

First save it. then take coat off. stuff with  
peppers, salt, pepper can e corns. and  
potatoes on a platter. Cut the potatoes. Cook  
the potatoes in the oven



**Alyssa, Kindergarten**  
**Elizabeth, 3rd Grade**

Shoot it. Cook it. When it's done,  
take it out. Take the black skin off.  
Make the stuffing. but we put  
in the stuffing. is rice, carrots,  
but we have with are turkey  
is corn, potatoes.

Alyssa and Elizabeth



**Kylee, Age: 6**



## Kylee's Turkey Recipe

1. Buy the turkey at the grocery store.
2. Take off the wrapping paper.
3. Put the turkey on the counter, then put the turkey in the sink.
4. Then you put BBQ sauce on the turkey.
5. Then pick the turkey up and put it in the pan.
6. Then put the turkey in the oven on 10 degrees and cook turkey for 9 hours.
7. Take out of oven and put it on the table.
8. Call, "Come on kids, it's time to eat!"
9. Then you say, "Oh, I am full, that was yummy!"



**Kasey, Age: 4**

## kasey's TURKEY RECIPE

1. Go outside in the woods and shoot a turkey bird.
2. Bring the turkey inside and put the turkey in the sink.
3. then put him in a bowl.
4. put a lot of salt on him.
5. put a lot of pepper on him.
6. put him in the microwave on high.
7. cook him for 3 hours.
8. take him out of microwave and put him on the counter.
9. cut him up.
10. then say, "children time to eat!"

