

Workshops



10 X 12 WORKSHOP

- Almond siding
- Red trim
- Earthtone Cedar shingles



10 X 14 WORKSHOP

- Navy siding
- Almond trim
- National Blue shingles

Options:

- 12 Panel Colonial Trim package
- Gable overhangs
- 18 x 36 window upgrade



12 X 14 WORKSHOP

- Cream vinyl dutch lap siding
- Red trim
- Brown shingles

Options:

- Gable overhangs
- 6' PT ramp

10 X 16 WORKSHOP

- Beige siding
- White trim
- Brown shingles

Options:

- 45° Angled Colonial Trim package
- Gable overhangs



STANDARD WORKSHOP FEATURES:

Set of double doors

1—18x23 window
in 10' long

2—18x23 windows
in 12' long or longer

2—Gable vents

4/12 roof pitch

Shutters

Garden Sheds



10 X 12 GARDEN SHED

- Olive siding
- Almond trim
- Weathered Wood shingles

Standard Garden Shed Features:

Double doors with transom windows

6/12 roof pitch

12" overhangs

All wood trim

1x6 faceboard

1x4 door trim

2—Flowerboxes with braces

2—18x36 or 24x36 windows

Window frames

Ridge vent

Eave decorations



12 X 14 GARDEN SHED

- Red siding
- Clay trim
- Weathered Wood shingles

Options:

6' PT Ramp

10 X 16 GARDEN SHED

- White siding
- Green trim
- Green shingles




Carriage Houses

10 X 18 CARRIAGE HOUSE

- Almond vinyl dutch lap siding
- Clay trim
- Weathered Wood shingles
- Black vinyl shutters

Options:

- Gable overhangs
- 24 x 27 window upgrade
- Black flower boxes
- Clay painted doors



Standard Carriage House Features:

Set of double doors

1—18x23 window in 10' long

2—18x23 windows in 12' long or longer

2—Gable vents

6/12 roof pitch

18" overhang on front

Shutters

12 X 18 CARRIAGE HOUSE

- White siding
- Black trim
- Gray shingles

Options:

- 6' PT ramp



12 X 16 CARRIAGE HOUSE

- Clay siding
- White trim
- Weathered Wood shingles

Options:

- 8x6'6" Overhead garage door
- 3' Slab door with 11 lites
- Gable overhangs
- 8' PT ramp

Cape Cod



10 X 16 CAPE COD

- Gray siding
- White trim
- Charcoal shingles

Options:

- Single door with transom window
- Charcoal vinyl shutters



12 X 14 CAPE COD

- Clay vinyl dutch lap siding
- Almond trim
- Weathered Wood shingles

Options:

- 11 lite inserts in slab doors
- Stone front
- Almond painted doors

10 X 12 CAPE COD

- Red siding
- White trim
- Black shingles

Options:

- Single door with transom window



Standard Cape Cod Features:

Double doors with transom windows

1x6 faceboard

1x4 door trim

7/12 roof pitch

Gable overhangs

Gable vents

2—18x36 or
24x36 windows

Window frames

All wood trim

Garages

14 X 22 WORKSHOP GARAGE

- Beige siding
- Brown trim
- Earthtone Cedar shingles

Options:

- 9' PT ramp



Standard Garage Features:

9x7 Overhead garage door

3/4" PT floor

Diamond plate alum sill

Single door


2—18x23 windows

Peak overhang

8' side walls

Gable vents

Shutters



12 X 20 WORKSHOP GARAGE

- Gray vinyl dutch lap siding
- White trim
- Charcoal shingles

Options:

- Lites in garage door
- 9' PT ramp

DOUBLE WIDE GARAGE

Victorian Sheds



10 X 14 VICTORIAN SHED

- White vinyl dutch lap siding
- Black trim
- Black shingles

Options:

- 24 x 27 window upgrade
- Black vinyl flower boxes
- 11 lite insert in slab door

Standard Victorian Shed Features:

6/12 roof pitch with reverse gable

Single entry door

2—18x23 windows

Gable vents

7' walls

Half moon window

Shutters



8 X 12 VICTORIAN SHED

- Almond siding
- Red trim
- Brown shingles

Options


- Extra set of double doors

10 X 12 VICTORIAN SHED

- Clay siding
- Green trim
- Weathered Wood shingles

Options:

- Single to double door upgrade
- 24 x 27 window upgrade





8 x 10 REGULAR BARN

- Beige siding
- Brown trim
- Brown shingles

Standard Barn Features:

- Set of double doors
- Gambrel style barn roof
- Gable vents
- Peak overhang



10 x 14 5' WALL BARN

- Green siding
- Clay trim
- Weathered Wood shingles



12 x 18 HIGHSIDE BARN

- Tan vinyl dutch lap siding
- Brown trim
- Brown shingles

Options:

- Brown painted doors

Playhouses



8 x 10 Child's Cottage

- Red siding
- Clay trim
- Weathered Wood shingles




8 x 8 Quaker Playhouse

- Almond siding
- Wedgewood trim
- Earthtone Cedar shingles



6 x 8 Clubhouse

- White siding
- Charcoal trim
- Gray shingles



8 x 10 Victorian Playhouse

- Red siding
- White trim
- Gray shingles



6 x 8 Victorian Playhouse

- Pine T&G siding
- Green shingles
- Clear wood finish upgrade
- Chimney and deck upgrade



8 x 8 Child's Sand Clubhouse

- White siding
 - Green trim
 - Charcoal shingles
- Optional 3x6x14 header, slide, swing and trapeze bar

Specialty Buildings

10 X 16 COTTAGE

- Beige siding
- Brown trim
- Brown shingles
- 24 x 27 window upgrade



12 X 16 POOLHOUSE

- Gray siding
- Charcoal trim with red accents
- Gray shingles
- Gable overhang upgrade



12 X 16 HIP ROOF

- Pearl vinyl dutch lap siding
- White trim / Red vinyl shutters
- Weathered Wood shingles
- 24 x 36 window upgrade



14 X 30 CABIN

- Olive siding
- Almond trim
- Weathered Wood shingles
- Vinyl shutter upgrade
- 30 x 40 Thermal window upgrade
- Ridge vent upgrade
- Gable overhang upgrade

Animal Shelters



10 x 12 DOG KENNEL



8 x 8 CHICKEN COOP




BARN STYLE DOG HOUSES



RABBIT HUTCHES

Two Story Sheds



INQUIRE AT YOUR LOCAL DEALER FOR DETAILS AND OPTIONS

Specialty Buildings


10 X 16 COTTAGE

- Beige siding
- Brown trim
- Brown shingles
- 24 x 27 window upgrade



12 X 16 POOLHOUSE

- Gray siding
- Charcoal trim with red accents
- Gray shingles
- Gable overhang upgrade



12 X 16 HIP ROOF

- Pearl vinyl dutch lap siding
- White trim / Red vinyl shutters
- Weathered Wood shingles
- 24 x 36 window upgrade



14 X 30 CABIN

- Olive siding
- Almond trim
- Weathered Wood shingles
- Vinyl shutter upgrade
- 30 x 40 Thermal window upgrade
- Ridge vent upgrade
- Gable overhang upgrade